

AGENDA
ST. CHARLES CITY COUNCIL MEETING
LORA A. VITEK, MAYOR
MONDAY, MARCH 3, 2025 – 7:00 P.M.
CITY COUNCIL CHAMBERS
2 E. MAIN STREET

- 1. Call to Order**
- 2. Roll Call**
- 3. Invocation**
- 4. Pledge of Allegiance**
- 5. Presentations**
 - Proclamation – Loeys-Dietz Syndrome Awareness Month
 - Fire Department Awards Presentation
- 6. Omnibus Vote. Items with an asterisk (*) are considered to be routine matters and will be enacted by one motion. There will be no separate discussion on these items unless a council member/citizen so requests, in which event the item will be removed from the consent agenda and considered in normal sequence on the agenda.**
- *7.** Motion to accept and place on file minutes of the regular City Council meeting held on February 18, 2025.
- *8.** Motion to approve and authorize issuance of vouchers from the Expenditure Approval List for the period of 02/03/2025 – 02/16/2025 in the amount of \$3,017,166.09.
- *9.** Motion to approve and place on file the Treasurer and Finance Report for the period ending January 31, 2025.

I. Old Business

- A.** None

II. New Business

- A. Motion to approve a **Resolution** Authorizing Publication and Sale of the 2025 City of St. Charles Official Zoning Map.

III. Committee Reports

A. Government Operations

- *1. Motion to approve Budget Revisions – January 2025
- *2. Motion to accept and place on file minutes of the Government Operations Committee meeting held on February 18, 2025.

B. Government Services

- *1. Motion to approve a **Resolution** Authorizing the Sale of Surplus and Obsolete Transmission and Distribution (T&D) Electrical Equipment.
- *2. Motion to approve a **Resolution** Authorizing a Master Service Agreement for Construction Services for the Transmission and Distribution (T&D) System.
- *3. Motion to approve a **Resolution** for Master Service Agreement for Engineering Services for the Transmission and Distribution (T&D) System.
- *4. Motion to approve a **Resolution** Authorizing the Release of Budgeted Funds to Implement an Engineering Analysis Modeling Software.
- *5. Motion to approve a **Resolution** for Master Service Agreement for Substation Maintenance Services.
- *6. Motion to approve a **Resolution** Awarding the Bid for 3-Year Concrete Lifting Services.
- *7. Motion to approve a **Resolution** Authorizing a Design Contract Amendment with HR Green for 12th Street and Dean Street Improvements.
- *8. Motion to approve a **Resolution** Authorizing a Contract Amendment with Civiltech for DCEO Intersection Improvements Design.
- *9. Motion to approve an Intergovernmental Agreement and Funding for Illinois Department of Transportation Signal Improvements.
- *10. Motion to Waive the Formal Bid Procedure and approve a **Resolution** Awarding a Proposal for the Eastside Lift Station Pump Repair.
- *11. Motion to approve a **Resolution** authorizing staff to use hot dip galvanizing as the preferred treatment method for the Red Gate Road Bridge Railings.

*12. Motion to approve a **Resolution** Awarding the Bid for a Wastewater Treatment Chemical.

*13. Motion to approve a **Resolution** Awarding the Bid for Woods of Fox Glen Electrical Repairs.

C. Planning and Development

*1. None

9. Public Comment

10. Additional Items from Mayor, Council or Staff

11. Executive Session

- Pending, Probable or Imminent Litigation – 5 ILCS 120/2(c)(11)
- Property Acquisition – 5 ILCS 120/2(c)(5)
- Collective Bargaining – 5 ILCS 120/2(c)(2)
- Review of Executive Session Minutes – 5 ILCS 120/2(c)(21)
- Personnel – 5 ILCS 120/2(c)(1)

12. Adjournment

ADA Compliance

Any individual with a disability requesting a reasonable accommodation in order to participate in a public meeting should contact the ADA Coordinator, Jennifer McMahon, at least 48 hours in advance of the scheduled meeting. The ADA Coordinator can be reached in person at 2 East Main Street, St. Charles, IL, via telephone at (630) 377 4446 or 800 526 0844 (TDD), or via e-mail at jmcmahon@stcharlesil.gov. Every effort will be made to allow for meeting participation. Notices of this meeting were posted consistent with the requirements of 5 ILCS 120/1 et seq. (Open Meetings Act).

OFFICE OF



THE MAYOR

P R O C L A M A T I O N

Loeys-Dietz Syndrome Awareness Month March 2025

WHEREAS: Loeys-Dietz Syndrome is a life-threatening genetic connective tissue condition that can impact many parts of the body, including the heart and blood vessels, eyes, teeth, bones and joints, and lungs, resulting in the need for lifelong care and monitoring; and

WHEREAS: Loeys-Dietz Syndrome is a lifelong, incurable, potentially debilitating and life-threatening genetic condition; and


WHEREAS: Loeys-Dietz is often misdiagnosed and underdiagnosed, even though timely diagnosis and lifestyle modifications are essential to those affected living comfortable lives; and

WHEREAS: The number and severity of symptoms associated with Loeys-Dietz syndrome differ greatly among individuals, even among members of the same family; and

WHEREAS: Further medical research and awareness could provide hope for treatment and a cure for Loeys-Dietz Syndrome; and

WHEREAS: The City of St. Charles seeks to raise awareness of Loeys-Dietz to promote the proper diagnosis and care for individuals affected by Loeys-Dietz Syndrome; now

NOW THEREFORE, I, Lora Vitek, Mayor of the City of St. Charles, do hereby proclaim the month of March as LOEYS-DIETZ AWARENESS MONTH in the City of St. Charles.



Lora A. Vitek, Mayor

MINUTES
ST. CHARLES CITY COUNCIL MEETING
LORA A. VITEK, MAYOR
TUESDAY, FEBRUARY 18, 2025 – 7:00 P.M.
CITY COUNCIL CHAMBERS
2 E. MAIN STREET

1. Call to Order

The meeting was called to order by Mayor Vitek at 7:01 pm.

2. Roll Call

Present: Ald. Silkaitis, Ald. Foulkes, Ald. Bongard, Ald. Muenz, Ald. Lencioni, Ald. Gehm, Ald. Wirball, Ald. Bessner, Ald. Weber. **Absent:** None

3. Invocation

4. Pledge of Allegiance

5. Presentations

6. Motion by Ald. Bessner second by Ald. Lencioni to approve the Omnibus Vote.

Items with an asterisk (*) are considered to be routine matters and will be enacted by one motion. There will be no separate discussion on these items unless a council member/citizen so requests, in which event the item will be removed from the consent agenda and considered in normal sequence on the agenda.

Roll Call Vote: Ayes: Ald. Silkaitis, Ald. Foulkes, Ald. Bongard, Ald. Muenz, Ald. Lencioni, Ald. Gehm, Ald. Wirball, Ald. Bessner, Ald. Weber; Nays: None.

Motion Carried

***7. Motion by Ald. Bessner second by Ald. Lencioni to accept and place on file minutes of the regular City Council meeting held on February 3, 2025.**

Roll Call Vote: Ayes: Ald. Silkaitis, Ald. Foulkes, Ald. Bongard, Ald. Muenz, Ald. Lencioni, Ald. Gehm, Ald. Wirball, Ald. Bessner, Ald. Weber; Nays: None.

Motion Carried

***8. Motion by Ald. Bessner second by Ald. Lencioni to accept and place on hold minute of the Executive Session held on January 21, 2025.**

Roll Call Vote: Ayes: Ald. Silkaitis, Ald. Foulkes, Ald. Bongard, Ald. Muenz, Ald. Lencioni, Ald. Gehm, Ald. Wirball, Ald. Bessner, Ald. Weber; Nays: None.

Motion Carried

***9. Motion by Ald. Bessner second by Ald. Lencioni to accept and place on file minutes of the Special City Council Budget Overview meeting held on January 27, 2025.**

Roll Call Vote: Ayes: Ald. Silkaitis, Ald. Foulkes, Ald. Bongard, Ald. Muenz, Ald. Lencioni, Ald. Gehm, Ald. Wirball, Ald. Bessner, Ald. Weber; Nays: None.

Motion Carried

- *10.** Motion by Ald. Bessner second by Ald. Lencioni to approve and authorize issuance of vouchers from the Expenditure Approval List for the period of 01/20/2025 – 02/02/2025 in the amount of \$3,865,127.74.
Roll Call Vote: Ayes: Ald. Silkaitis, Ald. Foulkes, Ald. Bongard, Ald. Muenz, Ald. Lencioni, Ald. Gehm, Ald. Wirball, Ald. Bessner, Ald. Weber; Nays: None.
Motion Carried

I. Old Business

- A.** None

II. New Business

- A.** None

III. Committee Reports

A. Government Operations

- *1.** Motion by Ald. Bessner second by Ald. Lencioni to approve a Funding Request from the St. Charles History Museum in the Amount of \$60,000 in the FY 2025-2026 City Budget.
Roll Call Vote: Ayes: Ald. Silkaitis, Ald. Foulkes, Ald. Bongard, Ald. Muenz, Ald. Lencioni, Ald. Gehm, Ald. Wirball, Ald. Bessner, Ald. Weber; Nays: None.
Motion Carried
- *2.** Motion by Ald. Bessner second by Ald. Lencioni to approve a Funding Request from the St. Charles Business Alliance in the Amount of \$830,000 for FY City Budget 2025-2026.
Roll Call Vote: Ayes: Ald. Silkaitis, Ald. Foulkes, Ald. Bongard, Ald. Muenz, Ald. Lencioni, Ald. Gehm, Ald. Wirball, Ald. Bessner, Ald. Weber; Nays: None.
Motion Carried
- *3.** Motion by Ald. Bessner second by Ald. Lencioni to approve a **Resolution 2025-5** amending the Business Improvement Grant Program.
Roll Call Vote: Ayes: Ald. Silkaitis, Ald. Foulkes, Ald. Bongard, Ald. Muenz, Ald. Lencioni, Ald. Gehm, Ald. Wirball, Ald. Bessner, Ald. Weber; Nays: None.
Motion Carried
- *4.** Motion by Ald. Bessner second by Ald. Lencioni to approve of a **Resolution 2025-6** authorizing a nine-month agreement with StraightPath Solutions for Managed SQL Server Database Administration Services for \$37,500.

Roll Call Vote: Ayes: Ald. Silkaitis, Ald. Foulkes, Ald. Bongard, Ald. Muenz, Ald. Lencioni, Ald. Gehm, Ald. Wirball, Ald. Bessner, Ald. Weber; Nays: None.

Motion Carried

- *5. Motion by Ald. Bessner second by Ald. Lencioni to accept and place on file minutes of the Government Operations Committee meeting held on February 3, 2025.

Roll Call Vote: Ayes: Ald. Silkaitis, Ald. Foulkes, Ald. Bongard, Ald. Muenz, Ald. Lencioni, Ald. Gehm, Ald. Wirball, Ald. Bessner, Ald. Weber; Nays: None.

Motion Carried

B. Government Services

- * 1. Motion by Ald. Bessner second by Ald. Lencioni to accept and place on file minutes of the Government Services Committee meeting held on December 2, 2024.

Roll Call Vote: Ayes: Ald. Silkaitis, Ald. Foulkes, Ald. Bongard, Ald. Muenz, Ald. Lencioni, Ald. Gehm, Ald. Wirball, Ald. Bessner, Ald. Weber; Nays: None.

Motion Carried

C. Planning and Development

- *1. Motion by Ald. Bessner second by Ald. Lencioni to approve an **Ordinance 2025-Z-1** Granting Approval of a Minor Change to PUD Preliminary Plan for Carriage Oaks PUD.

Roll Call Vote: Ayes: Ald. Silkaitis, Ald. Foulkes, Ald. Bongard, Ald. Muenz, Ald. Lencioni, Ald. Gehm, Ald. Wirball, Ald. Bessner, Ald. Weber; Nays: None.

Motion Carried

- *2. Motion by Ald. Bessner second by Ald. Lencioni to approve an **Ordinance 2025-M-2** Granting Approval of a Plat of Easement Grant Langum Park Between South 7th Avenue and Riverside Avenue Nicor Regional Natural Gas Line.

Roll Call Vote: Ayes: Ald. Silkaitis, Ald. Foulkes, Ald. Bongard, Ald. Muenz, Ald. Lencioni, Ald. Gehm, Ald. Wirball, Ald. Bessner, Ald. Weber; Nays: None.

Motion Carried

- *3. Motion by Ald. Bessner second by Ald. Lencioni to accept and place on file minutes of the Planning & Development Committee meeting held on February 10, 2025.

Roll Call Vote: Ayes: Ald. Silkaitis, Ald. Foulkes, Ald. Bongard, Ald. Muenz, Ald. Lencioni, Ald. Gehm, Ald. Wirball, Ald. Bessner, Ald. Weber; Nays: None.

Motion Carried

10. Public Comment

Phil Kessler of St. Charles discussed safety concerns surrounding the downtown parking garage. He described the occurrences of reckless driving, disturbing the police, and things being thrown off the roof. He explained how he has meet with Police in the past. Mr. Kessler also presented letters from local businesses. He is looking for a timely solution to this problem.

Deputy Chief of Police apologized to Mr. Kessler and described the measures in place. Mayor Vitek suggests that the Deputy Chief and Mr. Kessler connect.

Eric Murac of St. Charles echoed Mr. Kessler's concerns. Mr. Murac said that this occurs every night and that he has called the police a number of times. Mr. Murac would also like something to be done to fix the problem before a lawsuit occurs.

11. Additional Items from Mayor, Council or Staff

- Mayor Vitek wished Larry Gunderson a happy birthday.
- Ald. Wirball asked if there would be follow up on the parking garage security. City Administrator McGuire responded yes. Ald. Wirball asked about getting the IMEA issue on the Government Services agenda. Ms. McGuire responded that we are waiting for information from the Naperville study.

12. No Executive Session

- Pending, Probable or Imminent Litigation – 5 ILCS 120/2(c)(11)
- Property Acquisition – 5 ILCS 120/2(c)(5)
- Collective Bargaining – 5 ILCS 120/2(c)(2)
- Review of Executive Session Minutes – 5 ILCS 120/2(c)(21)
- Personnel – 5 ILCS 120/2(c)(1)

13. Adjournment

Motion by Ald. Wirball second by Ald. Lencioni to adjourn the meeting at 7:18 pm.

Roll Call Vote: Ayes: Ald. Silkaitis, Ald. Foulkes, Ald. Bongard, Ald. Muenz, Ald. Lencioni, Ald. Gehm, Ald. Wirball, Ald. Bessner, Ald. Weber; Nays: None.

Motion Carried

Nancy Garrison, City Clerk

CERTIFIED TO BE A TRUE COPY OF ORIGINAL

Nancy Garrison, City Clerk

Thursday, February 13, 2025

Phil,

Thank you for visiting Alter Brewing yesterday and sharing your narrative of the dangerous goings on in the parking garage. I've cc'd Aldermen Wirball and Pietryla as well as Director of Economic Development Derek Conley for visibility of my support.

As a business owner to hear that items as dangerous as bicycles, toilets, fire extinguishers, jars of mayonnaise and eggs are being thrown from the top of the structure is concerning on many levels. The public safety issues are obvious and if the plaza has a reputation of being unhospitable or dangerous no one wins.

The vehicular drag racing, burnouts, and general navigation at high speeds is also a major concern that already effects Alter directly. After polling my staff I've come to understand that they have collectively lost confidence parking within the structure. "Too dangerous" and "it gives me an uneasy feeling" were the common comments shared. The bigger concern is that if the public loses confidence in the structure, then parking is relegated to an already "parking challenged" residential area which ultimately will lead to more residential frustration, less traffic, less business, less tax revenue, etc. etc. etc.

It is my opinion that solutions can only come through effective policing and physical mitigation efforts. I do not believe closing sections of the garage is a solution that benefits the residents or economic development as the parking demand will be displaced to limited supply residential areas.

You have my support that the city should prioritize solutions that restore confidence, keeps the structure open at 100% capacity, and is safe for all community stakeholders.

Sincerely,

Ken Henricks



Ken Henricks | President

m: 773-610-9283

e: ken@alterbrewing.com

w: www.alterbrewing.com

Thursday, February 13, 2025

To whom it may concern,

My name is Alex Durrant and I have been a manager at Gia Mia as well as moto imoto for the past year and a half. During this time there is always kids with their "sports car" typically up on the 5th floor doing "car meets" and revving their engines as well as going up and down the spiral ramp at excessive speeds. A few times they have nearly hit myself as park next to the ramp from time to time on the first floor, if I have almost been hit, I cannot imagine the number of other people that have been hit. I am concerned that one of these days there is going to be a serious accident if this behavior is continued to be allowed. Police patrol the parking garage from time to time and there is no way that they are not aware of this. Please take action before someone is seriously injured, or, God forbid, killed.

A handwritten signature in black ink, appearing to read 'Alex Durrant', with a long horizontal line extending to the right.

Alex Durrant

Assistant General Manager

Gia Mia St. Charles

31 S First Street | St. Charles, IL 60174

630-415-0770

Monday, February 17, 2025

To whom it may concern:

I work at an establishment that is connected to the parking garage. I have witnessed several things going on in the garage that I believe needs to be addressed by the city.

1. Car/motorcycle racing
2. Strong homeless presence
3. Damage to the fire extinguishers
4. People sleeping in their cars/vans
5. People sleeping in the foyer by the elevator

These are regular occurrences. I am in the parking garage every day and see these same things repeatedly. I have even called the police because I had an employee that had someone chase after her when she was going to her car. I feel unsafe when I leave at night. I strongly believe that there needs to be more security in the parking garage.

Sincerely,

Julie Ianno

January 26, 2022

City Of St Charles

Tracey Conti, Administrative Assistant
Cc: Heather McGuire, City Administrator

Dear Tracey,

I'm writing to follow up on my visit to the City Council meeting last November, regarding the excessive noise and reckless driving problems in the Illinois Street parking garage, and I ask that you kindly share this letter with the Mayor and City Council members.

I'd like to know what's happening with the issue since I presented, and if it's going to be placed on an upcoming agenda so there can be further public discussion. Several local business owners and other neighborhood residents I'm aware of have also expressed interest in finding a solution. I and others can hear this clearly in our homes, mainly in the evenings. This is reducing our enjoyment of our homes and the neighborhood and reducing our quality of life.

To recap, the persistent problem of loud engine revving, back-fire explosions, tire burning, and drag racing came into focus one evening in May of 2021 when my wife and I encountered a drag race in progress on the fourth level of the parking garage, while returning to our vehicle after dinner on the plaza with some out-of-town guests. However, the problem started before then and has persisted even after I approached the council in November. (See the attached photos of recent tire marks in the garage taken in mid-January of this year).

Some possible solutions:

- Add further cameras on all levels with multiple views, some (or all) of which can be accessed by public web cam. Consider a decibel meter-triggered alert system tied into the camera system. Temporary immediate solution: park an out of service patrol car or other official City vehicle at the top of the fourth level ramp, with a dash cam.
- Affix a new speed bump on the west side of the fourth level to continue in line with the existing one. Temporary immediate solution: park some out of service City vehicles randomly around the level to reduce open area conducive to drag racing.
- Post a security guard in the evenings to monitor activities.
- Add a gate system with card-access only or close the fourth level entirely after business hours.
- Education campaign for young drivers at the schools, teen center, and other youth orgs.

I look forward to hearing back from you and thank you for your consideration.

Sincerely,

Phil Kessler
345 S 2nd Street
St. Charles, IL 60174
630-492-0114

2/21/2025

**CITY OF ST CHARLES
COMPANY 1000
EXPENDITURE APPROVAL LIST**

2/3/2025 - 2/16/2025

<u>VENDOR</u>	<u>VENDOR NAME</u>	<u>STAT PROC</u>	<u>PO NUMBER</u>	<u>AMOUNT</u>	<u>DATE</u>	<u>INVOICE</u>	<u>DESCRIPTION</u>
112	ATHLETICO LTD			344.00	02/06/2025	31639	INVOICE # 31639
	ATHLETICO LTD Total			344.00			
114	ST CHARLES ACE LLC		125238	9.18	02/06/2025	87242/3	REFILL STRP FOAM
	ST CHARLES ACE LLC Total			9.18			
139	AFLAC			21.45	02/07/2025	ACAN250207093502FI	AFLAC Cancer Insurance
				15.54	02/07/2025	ACAN250207093502PI	AFLAC Cancer Insurance
				18.75	02/07/2025	ACAN250207093502PV	AFLAC Cancer Insurance
				146.16	02/07/2025	ADIS250207093502PD	AFLAC Disability and STD
				8.78	02/07/2025	AHIC250207093502FD	AFLAC Hospital Intensive Care
				75.85	02/07/2025	APAC250207093502FI	AFLAC Personal Accident
				95.30	02/07/2025	APAC250207093502PI	AFLAC Personal Accident
				79.12	02/07/2025	APAC250207093502PV	AFLAC Personal Accident
				18.46	02/07/2025	ASPE250207093502PV	AFLAC Specified Event (PRP)
				23.25	02/07/2025	AVOL250207093502PV	AFLAC Voluntary Indemnity
	AFLAC Total			502.66			
145	AIR ONE EQUIPMENT INC		131638	68.96	02/06/2025	214102	IDENTIFIRE MASK LABEL
			132120	537.68	02/06/2025	215937	COMBI SERVICE KIT # 2
			131632	387.00	02/06/2025	216014	CARABINER TRAICT LOCK
			131774	852.00	02/06/2025	216135	FIT TEST CALIBRATION
	AIR ONE EQUIPMENT INC Total			1,845.64			
149	ALARM DETECTION SYSTEMS INC			191.19	02/06/2025	46090-1212	QUARTERLY CHARGES-FEB-AF
	ALARM DETECTION SYSTEMS INC Total			191.19			
185	AL WARREN OIL CO INC		131782	16,627.20	02/06/2025	W1704986A	MOBILE EFFICIENT WINTER BL

<u>VENDOR</u>	<u>VENDOR NAME</u>	<u>PO NUMBER</u>	<u>AMOUNT</u>	<u>DATE</u>	<u>INVOICE</u>	<u>DESCRIPTION</u>
	STAT PROC					
	AL WARREN OIL CO INC Total		<u>16,627.20</u>			
186	AMALGAMATED BANK OF CHICAGO		476.75	02/14/2025	18556940071	AMALGAMATED ADMIN FEE-20'
	AMALGAMATED BANK OF CHICAGO Total		<u>476.75</u>			
250	ARCHON CONSTRUCTION CO	131870	1,395.00	02/06/2025	240815F	COLLAR & ADJUST FRAME & C
	ARCHON CONSTRUCTION CO Total		<u>1,395.00</u>			
284	AT&T		109.93	02/06/2025	109916878/010825	ACCT: 109916878
	AT&T Total		<u>109.93</u>			
285	AT&T		1,316.62	02/06/2025	7525637904	BILLING 831-001-0978-608
	AT&T Total		<u>1,316.62</u>			
298	AWARD CONCEPTS INC	124757	55.33	02/06/2025	IO742316	TRAVEL MUG-BRAD SCHUMACI
		124757	45.71	02/06/2025	IO742317	STICK VACUUM-MARK PULLIA
	AWARD CONCEPTS INC Total		<u>101.04</u>			
323	POWER UP BATTERIES LLC	124317	104.56	02/06/2025	P79684489	BATTERIES
	POWER UP BATTERIES LLC Total		<u>104.56</u>			
372	BLUFF CITY MATERIALS	126064	4,730.00	02/06/2025	515679	STC 9/5 STOCKPLLS
		126064	4,100.00	02/06/2025	518929	MIXED LOADS
		126064	4,210.00	02/06/2025	520736	MIXED/ASPHALT DUMP-SEMI
		126064	3,680.00	02/06/2025	522383	MIXED LOADS
		126064	430.00	02/06/2025	523624	1835-89 STOCKPILE
		126064	150.00	02/06/2025	524694	MIXED LOAD DUMP-SEMI
		126064	3,680.00	02/06/2025	524695	10/25 STOCKPILE
		126064	5,100.00	02/06/2025	525954	MIXED LOADS
		126064	2,140.00	02/06/2025	526148	MIXED LOADS
		126064	3,600.00	02/06/2025	527444	MIXED LOADS
	BLUFF CITY MATERIALS Total		<u>31,820.00</u>			

<u>VENDOR</u>	<u>VENDOR NAME</u>	<u>PO NUMBER</u>	<u>AMOUNT</u>	<u>DATE</u>	<u>INVOICE</u>	<u>DESCRIPTION</u>
	STAT PROC					
382	BOUND TREE MEDICAL LLC					
		131794	35.79	02/06/2025	855886966	BATTERIES
		132114	482.12	02/06/2025	85620108	MISC MEDICAL SUPPLIES
	BOUND TREE MEDICAL LLC Total		<u>517.91</u>			
429	SEDGWICK CLAIMS					
		124763	500.00	02/06/2025	490006433223	UNEMPLOYMENT INSURANCE
	SEDGWICK CLAIMS Total		<u>500.00</u>			
473	AT&T MOBILITY LLC					
			144.96	02/06/2025	287307254089X020320	MONTHLY BILLING
	AT&T MOBILITY LLC Total		<u>144.96</u>			
555	COMED					
			227.67	02/06/2025	6758597000/012825	MONTHLY SERVICES 12/26-1/26
	COMED Total		<u>227.67</u>			
564	COMCAST OF CHICAGO INC					
			10.49	02/06/2025	011625FD	ACCT: 8771-20-044-0113831
			109.76	02/06/2025	012525FD	ACCT: 8771-20-044-0006910
	COMCAST OF CHICAGO INC Total		<u>120.25</u>			
633	LAWSON PRODUCTS INC					
		132055	676.72	02/06/2025	1902812362	GLOWEAR CLASS 3 JACKETS
		131943	41.26	02/06/2025	1902812363	SURVEYOR VEST
	LAWSON PRODUCTS INC Total		<u>717.98</u>			
642	CUSTOM WELDING & FAB INC					
		132026	522.00	02/06/2025	250001	FABRICATE FUEL TANK BRACKET
		132278	1,812.00	02/06/2025	250007	REPAIR WELD STREET HOPPER
	CUSTOM WELDING & FAB INC Total		<u>2,334.00</u>			
698	KIM DIEHL					
			12.50	02/06/2025	020425KD	REIMBURSEMENT WELLNESS I
	KIM DIEHL Total		<u>12.50</u>			
767	EAGLE ENGRAVING INC					
		125223	208.85	02/06/2025	2025-351	EAGLE ENGRAVING-UNIFORMS
		124502	145.25	02/06/2025	2025-647	BADGE ENGRAVED
	EAGLE ENGRAVING INC Total		<u>354.10</u>			

<u>VENDOR</u>	<u>VENDOR NAME</u>	<u>STAT</u>	<u>PROC</u>	<u>PO NUMBER</u>	<u>AMOUNT</u>	<u>DATE</u>	<u>INVOICE</u>	<u>DESCRIPTION</u>
789	ANIXTER INC							
				131609	799.32	02/06/2025	6235764-00	SILICON GREASE
				131980	2,352.30	02/06/2025	6269790-01	INVENTORY ITEMS
				131980	6,909.00	02/06/2025	6269790-02	TAPE 77
	ANIXTER INC Total				10,060.62			
815	ENGINEERING ENTERPRISES INC							
				124755	586.50	02/06/2025	82469	EASTERN 1 FLOW MONITORNC
	ENGINEERING ENTERPRISES INC Total				586.50			
826	BORDER STATES INDUSTRIES INC							
				128240	424.16	02/06/2025	929676745	INVENTORY ITEMS
				132088	406.56	02/06/2025	929676754	INVENTORY ITEMS
	BORDER STATES INDUSTRIES INC Total				830.72			
870	FIRE PENSION FUND							
					820.27	02/07/2025	FP1%250207093502FI	Fire Pension 1% Fee
					9,478.00	02/07/2025	FRP2250207093502FC	Fire Pension Tier 2
					12,087.17	02/07/2025	FRPN250207093502FI	Fire Pension
	FIRE PENSION FUND Total				22,385.44			
891	THE TERRAMAR GROUP INC							
				124466	682.18	02/06/2025	83921	ANTENNA
				132213	1,504.82	02/06/2025	84380	PARTS FOR DOCKING STATION
	THE TERRAMAR GROUP INC Total				2,187.00			
894	FLOLO CORPORATION							
				132149	207.26	02/06/2025	464134	RUBBER SLEVE
	FLOLO CORPORATION Total				207.26			
905	FORCE AMERICA DISTRIBUTING LLC							
				131648	1,749.70	02/06/2025	IN200-2001522	MISC SUPPLIES
	FORCE AMERICA DISTRIBUTING LLC Total				1,749.70			
916	FOX VALLEY FIRE & SAFETY CO							
					114.00	02/06/2025	IN00725451	FIRE ALARM- NOV 2024 RADIUM
					114.00	02/06/2025	IN00725453	FIRE ALARM- NOV 2024 WELL 1
					114.00	02/06/2025	IN00725459	FIRE ALARM- NOV 2024 WW TR
					114.00	02/06/2025	IN00725545	WELL 9 FIRE ALARM - NOVEMB
					114.00	02/06/2025	IN00732464	QUARERLY FIRE ALARM DECEM

<u>VENDOR</u>	<u>VENDOR NAME</u>	<u>STAT PROC</u>	<u>PO NUMBER</u>	<u>AMOUNT</u>	<u>DATE</u>	<u>INVOICE</u>	<u>DESCRIPTION</u>
				114.00	02/06/2025	IN00732465	QUARERLY FIRE ALARM DECEM
				114.00	02/06/2025	IN00732466	QUARERLY FIRE ALARM DECEM
				114.00	02/06/2025	IN00732467	QUARERLY FIRE ALARM DECEM
				114.00	02/06/2025	IN00732688	QUARERLY FIRE ALARM DECEM
			125225	60.00	02/06/2025	IN00736121	EXTINGUISHER RECHARGE
				118.20	02/06/2025	IN00739131	QUARTERLY FIRE ALARM JANU
				118.20	02/06/2025	IN00739132	QUARTERLY FIRE ALARM JANU
				118.20	02/06/2025	IN00739133	QUARTERLY FIRE ALARM JANU
				118.20	02/06/2025	IN00739134	QUARTERLY FIRE ALARM JANU
				118.20	02/06/2025	IN00739135	QUARTERLY FIRE ALARM JANU
				114.00	02/06/2025	IN00739481	QUARTERLY FIRE ALARM JANU
			131952	285.00	02/06/2025	IN00741033	FIRE DOOR ROLL UP TEST
			125225	60.00	02/06/2025	IN00741735	HYDRO TEST AND RECHARGE
	FOX VALLEY FIRE & SAFETY CO Total			2,136.00			
944	GALLS LLC						
			124954	106.03	02/06/2025	030182268	GALLS CORDED MEGAPHONE
	GALLS LLC Total			106.03			
956	CITY OF GENEVA						
			127105	281,172.74	02/06/2025	2025-00000005	NORTH KAUTZ RD PROJECT
	CITY OF GENEVA Total			281,172.74			
961	GENEVA CONSTRUCTION COMPANY						
			119485	54,144.54	02/06/2025	61508-MFT	FINAL PAYOUT FY 2023 MFT
	GENEVA CONSTRUCTION COMPANY Total			54,144.54			
980	GLOBAL EQUIPMENT COMPANY						
			131787	-2,319.95	02/06/2025	122639168	INTERION CHAIR CART & FOLD
			131787	2,319.95	02/06/2025	122639168ADJ	INTERNAL PO LINE CORRECTIC
	GLOBAL EQUIPMENT COMPANY Total			0.00			
996	GOVCONNECTION INC						
			131800	2,400.00	02/06/2025	76060295	INFORMACAST TIER 2
	GOVCONNECTION INC Total			2,400.00			
1002	TERESA L GRANDT						
				1,181.25	02/06/2025	011725	ADMIN CONTRACT-1-13 TO 1-17
	TERESA L GRANDT Total			1,181.25			

<u>VENDOR</u>	<u>VENDOR NAME</u>	<u>STAT PROC</u>	<u>PO NUMBER</u>	<u>AMOUNT</u>	<u>DATE</u>	<u>INVOICE</u>	<u>DESCRIPTION</u>
1133	IBEW LOCAL 196			230.00	02/07/2025	UNE 250207093502PV	Union Due - IBEW
				927.28	02/07/2025	UNEW250207093502P	Union Due - IBEW - percent
	IBEW LOCAL 196 Total			1,157.28			
1136	ICMA RETIREMENT CORP			62.74	02/07/2025	C401250207093502CA	401A Savings Plan Company
				286.20	02/07/2025	C401250207093502CD	401A Savings Plan Company
				90.46	02/07/2025	C401250207093502ED	401A Savings Plan Company
				571.93	02/07/2025	C401250207093502FD	401A Savings Plan Company
				458.14	02/07/2025	C401250207093502FN	401A Savings Plan Company
				301.60	02/07/2025	C401250207093502HR	401A Savings Plan Company
				672.83	02/07/2025	C401250207093502IS	401A Savings Plan Company
				941.20	02/07/2025	C401250207093502PD	401A Savings Plan Company
				1,356.45	02/07/2025	C401250207093502PV	401A Savings Plan Company
				62.74	02/07/2025	E401250207093502CA	401A Savings Plan Employee
				286.20	02/07/2025	E401250207093502CD	401A Savings Plan Employee
				90.46	02/07/2025	E401250207093502ED	401A Savings Plan Employee
				571.22	02/07/2025	E401250207093502FD	401A Savings Plan Employee
				458.14	02/07/2025	E401250207093502FN	401A Savings Plan Employee
				301.60	02/07/2025	E401250207093502HR	401A Savings Plan Employee
				673.54	02/07/2025	E401250207093502IS	401A Savings Plan Employee
				941.20	02/07/2025	E401250207093502PD	401A Savings Plan Employee
				1,356.45	02/07/2025	E401250207093502PV	401A Savings Plan Employee
				1,909.61	02/07/2025	ICMA250207093502CE	ICMA Deductions - Dollar Amt
				3,450.76	02/07/2025	ICMA250207093502FD	ICMA Deductions - Dollar Amt
				855.00	02/07/2025	ICMA250207093502FN	ICMA Deductions - Dollar Amt
				1,962.30	02/07/2025	ICMA250207093502HF	ICMA Deductions - Dollar Amt
				3,796.14	02/07/2025	ICMA250207093502IS	ICMA Deductions - Dollar Amt
				9,872.57	02/07/2025	ICMA250207093502PC	ICMA Deductions - Dollar Amt
				4,216.83	02/07/2025	ICMA250207093502PV	ICMA Deductions - Dollar Amt
				116.08	02/07/2025	ICMP250207093502CE	ICMA Deductions - Percent
				4,507.39	02/07/2025	ICMP250207093502FD	ICMA Deductions - Percent
				78.82	02/07/2025	ICMP250207093502HF	ICMA Deductions - Percent
				455.53	02/07/2025	ICMP250207093502IS	ICMA Deductions - Percent
				2,372.61	02/07/2025	ICMP250207093502PC	ICMA Deductions - Percent
				1,239.78	02/07/2025	ICMP250207093502PV	ICMA Deductions - Percent
				200.00	02/07/2025	ROTH250207093502CI	Roth IRA Deduction
				225.00	02/07/2025	ROTH250207093502FI	Roth IRA Deduction

<u>VENDOR</u>	<u>VENDOR NAME</u>	<u>STAT PROC</u>	<u>PO NUMBER</u>	<u>AMOUNT</u>	<u>DATE</u>	<u>INVOICE</u>	<u>DESCRIPTION</u>
				20.00	02/07/2025	ROTH250207093502FI	Roth IRA Deduction
				150.00	02/07/2025	ROTH250207093502IS	Roth IRA Deduction
				1,428.46	02/07/2025	ROTH250207093502PI	Roth IRA Deduction
				305.00	02/07/2025	ROTH250207093502PI	Roth IRA Deduction
				676.50	02/07/2025	RTHA250207093502FI	Roth 457 - Dollar Amount
				250.00	02/07/2025	RTHA250207093502IS	Roth 457 - Dollar Amount
				2,630.00	02/07/2025	RTHA250207093502PI	Roth 457 - Dollar Amount
				150.00	02/07/2025	RTHA250207093502PI	Roth 457 - Dollar Amount
				1,120.69	02/07/2025	RTHP250207093502FI	Roth 457 - Percent
				246.65	02/07/2025	RTHP250207093502PI	Roth 457 - Percent
				363.75	02/07/2025	RTIP250207093502FD	Roth IRA - Percent
				103.71	02/07/2025	RTIP250207093502PD	Roth IRA - Percent
	ICMA RETIREMENT CORP Total			52,186.28			
1149	ILLINOIS ENVIRONMENTAL						
				174,210.57	02/11/2025	L172344-27	DEBT SERV PROJ L17-2344
				307,098.91	02/11/2025	L174716-21	DEBT SERV PROJ L17-4716
	ILLINOIS ENVIRONMENTAL Total			481,309.48			
1179	IL ASSOC OF CHIEFS OF POLICE						
				329.00	02/06/2025	19085	CONFERENCE-ERIC MAJEWS
	IL ASSOC OF CHIEFS OF POLICE Total			329.00			
1223	LMC ENTERPRISES						
			131999	514.27	02/06/2025	51776	INVENTORY ITEMS
	LMC ENTERPRISES Total			514.27			
1237	INTERNATIONAL ASSOC OF CHIEFS						
			132252	1,225.00	02/06/2025	0236390	IACPNET SUBSCRIPTION SERV
	INTERNATIONAL ASSOC OF CHIEFS Total			1,225.00			
1311	JULIE INC						
			132297	10,394.00	02/06/2025	2025-1582	YEARLY SUBSCRIPTION
	JULIE INC Total			10,394.00			
1334	KANE COUNTY ANIMAL CONTROL						
			124504	271.00	02/06/2025	010825	DECEMBER BILLING
	KANE COUNTY ANIMAL CONTROL Total			271.00			
1342	KARA CO INC						

<u>VENDOR</u>	<u>VENDOR NAME</u>	<u>STAT PROC</u>	<u>PO NUMBER</u>	<u>AMOUNT</u>	<u>DATE</u>	<u>INVOICE</u>	<u>DESCRIPTION</u>
			127789	75.00	02/06/2025	387854	AT&T SIM CARD
	KARA CO INC Total			75.00			
1380	KNOX ASSOCIATES		131623	721.00	02/06/2025	INV-KA-366029	KNOXCONNECT CLOUD LICEN
	KNOX ASSOCIATES Total			721.00			
1403	WEST VALLEY GRAPHICS & PRINT		124512	68.50	02/06/2025	17731	BUSINESS CARDS-RUSSELL H/
	WEST VALLEY GRAPHICS & PRINT Total			68.50			
1450	LEE JENSEN SALES CO INC		131889	7,233.00	02/06/2025	0031323-00	SHORING EQUIPMENT
	LEE JENSEN SALES CO INC Total			7,233.00			
1489	LOWES		131956	108.24	02/06/2025	973140/010825	INVENTORY ITEMS
			124455	214.18	02/06/2025	973469/010825	MISC SUPPLIES
			124327	72.44	02/06/2025	973534/010825	MISC SUPPLIES
			132072	24.66	02/06/2025	973781/010825	INVENTORY ITEMS
			124327	310.65	02/06/2025	973933/010825	MISC SUPPLIES
			124327	50.26	02/06/2025	974746/010925	MISC FASTENER SUPPLIES
			124455	74.20	02/06/2025	975036/010925	MISC SUPPLIES
			124474	20.83	02/06/2025	975566/010925	PARTS FOR EQUIPMENT
			132131	455.05	02/06/2025	976782/011025	SEWG PMP CI CNTCTR
			124327	103.21	02/06/2025	981946/011325	ELECTRIC SUPPLIES
			131676	93.87	02/06/2025	982674/112024	INVENTORY ITEMS
			124327	15.76	02/06/2025	983216/011425	MISC FASTENER SUPPLIES
			124327	18.98	02/06/2025	983363/011425	MISC FASTENER SUPPLIES
			124505	68.79	02/06/2025	983587/011425	GENERAL SUPPLIES
			124505	62.15	02/06/2025	984747/011525	GENERAL SUPPLIES
			124327	31.73	02/06/2025	984813/011525	MISC SUPPLIES
			124327	9.96	02/06/2025	985099/011525	MISC SUPPLIES
			124327	93.46	02/06/2025	986338/011625	MISC FASTENER SUPPLIES
			124327	151.96	02/06/2025	986427/011625	MISC FASTENER SUPPLIES
			124327	36.40	02/06/2025	987712/011725	MISC FASTENER SUPPLIES
			124474	7.01	02/06/2025	988409/011725	MISC FASTENER SUPPLIES
			124700	286.72	02/06/2025	988731/011725	MISC FASTENER SUPPLIES
			125924	35.67	02/06/2025	992995/012025	MISC FASTENER SUPPLIES

<u>VENDOR</u>	<u>VENDOR NAME</u>	<u>STAT PROC</u>	<u>PO NUMBER</u>	<u>AMOUNT</u>	<u>DATE</u>	<u>INVOICE</u>	<u>DESCRIPTION</u>
			124327	42.75	02/06/2025	993078/012025	MISC FASTENER SUPPLIES
			124327	88.66	02/06/2025	993356/012025	MISC FASTENER SUPPLIES
			124327	28.42	02/06/2025	993778/012025	MISC FASTENER SUPPLIES
			124327	79.66	02/06/2025	993819/012025	MISC FASTENER SUPPLIES
			132002	369.60	02/06/2025	994937/012125	INVENTORY ITEMS
			132227	2,019.00	02/06/2025	995344/012125	HONDA GAS INV GENER
			132202	1,572.53	02/06/2025	995646/012125	INVENTORY PARTS REPLENISH
	LOWES Total			6,546.80			
1530	MARTAM CONSTRUCTION COMPANY						
			132228	3,105.00	02/06/2025	15048	FINAL-7TH AVE DRAINAGE
	MARTAM CONSTRUCTION COMPANY Total			3,105.00			
1582	MCMASTER CARR SUPPLY CO						
			132351	123.46	02/06/2025	40231629	INVENTORY ITEMS
			132355	348.34	02/06/2025	40255908	INVENTORY ITEMS
	MCMASTER CARR SUPPLY CO Total			471.80			
1585	MEADE INC						
			125908	2,281.46	02/06/2025	710679	DECEMBER 2024 STREET LIGH
	MEADE INC Total			2,281.46			
1600	MENDEL PLUMBING & HEATING INC						
			132112	3,975.00	02/06/2025	458404	INSTALL LAUNDRY TUB IN JANI
	MENDEL PLUMBING & HEATING INC Total			3,975.00			
1605	METROPOLITAN FIRE CHIEFS ASSOC						
			132117	150.00	02/06/2025	011425	MEMBERSHIP RENEWAL
	METROPOLITAN FIRE CHIEFS ASSOC Total			150.00			
1613	METROPOLITAN ALLIANCE OF POL						
				1,260.00	02/07/2025	UNP 250207093502PD	Union Dues - IMAP
				157.50	02/07/2025	UNPS250207093502PI	Union Dues-Police Sergeants
	METROPOLITAN ALLIANCE OF POL Total			1,417.50			
1637	FLEETPRIDE INC						
			132179	82.99	02/06/2025	122768194	ELECTRIC SOLENOID VALVE
	FLEETPRIDE INC Total			82.99			
1651	MNJ TECHNOLOGIES DIRECT INC						

<u>VENDOR</u>	<u>VENDOR NAME</u>	<u>STAT PROC</u>	<u>PO NUMBER</u>	<u>AMOUNT</u>	<u>DATE</u>	<u>INVOICE</u>	<u>DESCRIPTION</u>
			132100	244.00	02/06/2025	CINV004083269	LASER TONER CARTRIDGE
			132169	1,976.00	02/06/2025	CINV004084174	AXIS HD NETWORK CAMERA
			132226	168.00	02/06/2025	CINV004085015	POLY VOYAGER HEADSETS
	MNJ TECHNOLOGIES DIRECT INC Total			2,388.00			
1704	NCPERS IL IMRF						
				8.00	02/07/2025	NCP2250207093502C/	NCPERS 2
				8.00	02/07/2025	NCP2250207093502FM	NCPERS 2
				8.00	02/07/2025	NCP2250207093502PV	NCPERS 2
	NCPERS IL IMRF Total			24.00			
1745	NICOR						
				632.15	02/06/2025	0000 6 JAN 24 2025	ACCT: 55-00-99-0000-6
				840.31	02/06/2025	0000 7 JAN 27 2025	ACCT: 61-00-69-0000-7
				2,100.47	02/06/2025	0022 0 JAN 30 2025	ACCT: 83-28-72-0022-0
				56.66	02/06/2025	0847 6 JAN 29 2025	ACCT: 19-39-03-0847-6
				8,482.61	02/06/2025	0929 6 JAN 23 2025	ACCT: 17-18-43-0929-6
				148.22	02/06/2025	1000 0 JAN 27 2025	ACCT: 68-82-40-1000-0
				193.01	02/06/2025	1000 0 JAN 29 2025	ACCT: 52-09-10-1000-0
				57.27	02/06/2025	1000 2 JAN 21 2025	ACCT # 24-53-60-1000 2
				1,251.83	02/06/2025	1000 2 JAN 23 2025	ACCT: 53-14-51-1000-2
				55.82	02/06/2025	1000 3 JAN 24 2025	ACCT: 20-68-91-1000-3
				53.83	02/06/2025	1000 3 JAN 28 2025	ACCT: 30-28-40-1000-3
				254.23	02/06/2025	1000 4 JAN 24 2025	ACCT: 11-31-51-1000-4
				766.44	02/06/2025	1000 4 JAN 27 2025	ACCT: 53-65-70-1000-4
				198.94	02/06/2025	1000 5 JAN 23 2025	ACCOUNT 50-85-00-1000 5
				682.92	02/06/2025	1000 6 JAN 24 2025	ACCT: 67-46-50-1000-6
				148.39	02/06/2025	1000 8 JAN 29 2025	ACCT: 03-73-20-1000-8
				53.06	02/06/2025	1000 9 JAN 23 2025	ACCT: 65-84-51-1000-9
				146.98	02/06/2025	1000 9 JAN 24 2025	ACCT: 99-38-20-1000-9
				172.58	02/06/2025	1000 9 JAN 27 2025	ACCT: 64-67-50-1000-9
				10.64	02/06/2025	1968 1 JAN 27 2025	ACCT: 70-22-68-1968-1
				55.13	02/06/2025	2262 3 JAN 28 2025	ACCT: 55-95-31-2262-3
				3,299.45	02/06/2025	4428 3 JAN 27 2025	ACCT: 19-51-90-4428-3
				55.85	02/06/2025	4606 2 JAN 29 2025	ACCT: 74-34-63-4606-2
				54.06	02/06/2025	4625 3 JAN 27 2025	ACCT: 39-82-30-4625-3
				54.06	02/06/2025	5425 2 JAN 27 2025	ACCT: 28-06-38-5425-2
				3,989.59	02/06/2025	7652 0 JAN 24 2025	ACCT: 01-08-77-7652-0
				13,265.80	02/06/2025	8317 9 JAN 24 2025	ACCT: 81-44-33-8317-9

<u>VENDOR</u>	<u>VENDOR NAME</u>	<u>STAT PROC</u>	<u>PO NUMBER</u>	<u>AMOUNT</u>	<u>DATE</u>	<u>INVOICE</u>	<u>DESCRIPTION</u>
				148.36	02/06/2025	8642 6 JAN 29 2025	ACCT: 68-60-22-8642-6
				951.53	02/06/2025	9226 2 JAN 23 2025	ACCT: 84-32-13-9226-2
	NICOR Total			38,180.19			
1756	NCL OF WISCONSIN INC						
			131354	185.30	02/06/2025	511859	CHLORIDE ISA BUFFER
			132052	94.60	02/06/2025	514305	CHLORIDE ISA BUFFER
	NCL OF WISCONSIN INC Total			279.90			
1775	RAY OHERRON CO INC						
			125561	689.14	02/06/2025	2387156	UNIFORMS MORALES
			125561	653.25	02/06/2025	2387215	UNIFORMS CAROLLO
			125561	150.73	02/06/2025	2387810	SCPD UNIFORMS-JACOB CARC
			125561	136.44	02/06/2025	2388429	UNIFORMS MORALES
			125561	114.56	02/06/2025	2388817	UNIFORM-CHRISTOPHER MOR.
	RAY OHERRON CO INC Total			1,744.12			
1797	PACE SUBURBAN BUS						
			126315	6,674.90	02/06/2025	STC1124	RIDE IN KANE NOVEMBER 2024
	PACE SUBURBAN BUS Total			6,674.90			
1814	ALTORFER INDUSTRIES INC						
			132280	5,350.08	02/06/2025	P56C0060483	TRACK AS-BAR
	ALTORFER INDUSTRIES INC Total			5,350.08			
1861	POLICE PENSION FUND						
				18,400.12	02/07/2025	PLP2250207093502PD	Police Pension Tier 2
				9,198.17	02/07/2025	PLPN250207093502PE	Police Pension
	POLICE PENSION FUND Total			27,598.29			
1864	POLYDYNE INC						
			127116	13,662.00	02/06/2025	1897956	CLARIFLOC C-6275
			127116	1,336.50	02/06/2025	1898830	CLARIFLOC C-6275
	POLYDYNE INC Total			14,998.50			
1898	PRIORITY PRODUCTS INC						
			124470	479.67	02/06/2025	1012863	FLEET PARTS
			124470	642.21	02/06/2025	1012987	FLEET DEPT PARTS
			132082	143.95	02/06/2025	1013055	HEX HEAD CAP SCREWS
			132082	54.00	02/06/2025	1013055-001	INVENTORY ITEMS

<u>VENDOR</u>	<u>VENDOR NAME</u>	<u>STAT PROC</u>	<u>PO NUMBER</u>	<u>AMOUNT</u>	<u>DATE</u>	<u>INVOICE</u>	<u>DESCRIPTION</u>
			124470	206.90	02/06/2025	1013255	CONSTANT TORQUE CLAMPS
			124470	36.30	02/06/2025	1013259	SILCONE HOSE CLAMPS
			124470	687.66	02/06/2025	1013281	MISC FASTENER SUPPLIES
			124470	49.30	02/06/2025	1013510	REDUCED SHANK DRILL BITS
	PRIORITY PRODUCTS INC Total			2,299.99			
1998	RURAL ELECTRIC SUPPLY CO OP		131983	46.28	02/06/2025	3059927	INVENTORY ITEMS
	RURAL ELECTRIC SUPPLY CO OP Total			46.28			
2046	RUSO HARDWARE		132137	102.06	02/06/2025	SPI20899707	KIT MIRROR CAB STD EXTERN
	RUSO HARDWARE Total			102.06			
2055	SAFETY-KLEEN SYSTEMS INC		131890	466.60	02/06/2025	95975872	PARTS WASHER SERVICE
	SAFETY-KLEEN SYSTEMS INC Total			466.60			
2079	SCHROEDER CRANE RENTAL		132258	1,120.00	02/06/2025	4766	CRANE RENTAL SERVICE
	SCHROEDER CRANE RENTAL Total			1,120.00			
2086	SCHWEITZER ENGINEERING		132004	10,018.80	02/06/2025	INV-001062552	INVENTORY ITEMS
	SCHWEITZER ENGINEERING Total			10,018.80			
2152	M E SIMPSON COMPANY INC		125248	23,088.40	02/06/2025	43712	MILES OF WATER MAIN SURVE
	M E SIMPSON COMPANY INC Total			23,088.40			
2268	SUNBELT RENTALS INC		131394	138.96	02/06/2025	163934120-0001	TANK REFILL
			131394	91.96	02/06/2025	163940452-0001	TANK REFILL
	SUNBELT RENTALS INC Total			230.92			
2290	INFORMATICS HOLDINGS INC		131898	6,031.80	02/06/2025	INV50023742	ASSET CLOUD
	INFORMATICS HOLDINGS INC Total			6,031.80			
2299	AXON ENTERPRISE INC		132178	13,726.26	02/06/2025	INUS314487	TASER BUNDLE

<u>VENDOR</u>	<u>VENDOR NAME</u>	<u>PO NUMBER</u>	<u>AMOUNT</u>	<u>DATE</u>	<u>INVOICE</u>	<u>DESCRIPTION</u>
	STAT PROC					
	AXON ENTERPRISE INC Total		<u>13,726.26</u>			
2301	GENERAL CHAUFFERS SALES DRIVER					
			164.50	02/07/2025	UNT 250207093502CD	Union Dues - Teamsters
			2,892.00	02/07/2025	UNT 250207093502PV	Union Dues - Teamsters
	GENERAL CHAUFFERS SALES DRIVER Total		<u>3,056.50</u>			
2316	APC STORE					
		124548	56.83	02/06/2025	478-604027	SOL SWITCH RELAY
		124548	10.09	02/06/2025	478-604284	DSL OIL FILTER
		124548	16.19	02/06/2025	478-604538	BEAM WIPER BLADE
		132344	59.21	02/06/2025	478-605405	INVENTORY ITEMS
	APC STORE Total		<u>142.32</u>			
2373	TYLER MEDICAL SERVICES					
			1,917.00	02/06/2025	122324	EMPLOYEE PHYSICALS AND DI
	TYLER MEDICAL SERVICES Total		<u>1,917.00</u>			
2389	UNIVERSITY OF ILLINOIS-GAR					
		131705	175.00	02/06/2025	UFIWB778	WFS-LEADERSHIP DEV/DECISI
		131626	600.00	02/06/2025	UFIWB818	A. PERRY TRAINING REGISTRA
		130931	600.00	02/06/2025	UFIWB818A	T. KELLY TRAINING REGISTRAT
	UNIVERSITY OF ILLINOIS-GAR Total		<u>1,375.00</u>			
2428	VERMEER MIDWEST					
			19,897.00	02/06/2025	E12417	TRAILER RETURNED
			-19,897.00	02/06/2025	E12497	CREDIT FOR TRAILER RETURN
		132194	6,000.00	02/06/2025	R24665	EQUIPMENT RENTAL 1/2-1/29/21
	VERMEER MIDWEST Total		<u>6,000.00</u>			
2429	VERIZON WIRELESS					
			829.80	02/06/2025	6104408709	MONTHLY BILLING 12/24-1/23
	VERIZON WIRELESS Total		<u>829.80</u>			
2470	WAREHOUSE DIRECT					
		124511	29.30	02/06/2025	5859359-0	OFFICE SUPPLIES POLICE
	WAREHOUSE DIRECT Total		<u>29.30</u>			
2478	WATER PRODUCTS COMPANY					
		132092	3,979.91	02/06/2025	0327004	INVENTORY ITEMS

<u>VENDOR</u>	<u>VENDOR NAME</u>	<u>PO NUMBER</u>	<u>AMOUNT</u>	<u>DATE</u>	<u>INVOICE</u>	<u>DESCRIPTION</u>
	STAT PROC					
	WATER PRODUCTS COMPANY Total		<u>3,979.91</u>			
2485	WBK ENGINEERING LLC					
		129260	107.00	02/06/2025	26461	RED GATE RD RAILING
		126458	1,330.50	02/06/2025	26475	SINGLE FMAIL LOT GRADING
	WBK ENGINEERING LLC Total		<u>1,437.50</u>			
2490	WELCH BROS INC					
		132142	222.30	02/06/2025	3310284	10' CMP FLARED END SECTION
		132073	487.50	02/06/2025	3310285	RISERS
	WELCH BROS INC Total		<u>709.80</u>			
2495	WEST SIDE TRACTOR SALES CO					
		132047	885.79	02/06/2025	N63085	SENSOR KIT/AIR FLOW TUBES
	WEST SIDE TRACTOR SALES CO Total		<u>885.79</u>			
2506	EESCO					
		132066	307.50	02/06/2025	942036	MISC SUPPLIES
	EESCO Total		<u>307.50</u>			
2526	THE WILSON BOHANNAN CO					
		130360	1,617.06	02/06/2025	0214189-IN	BRASS PADLOCK
	THE WILSON BOHANNAN CO Total		<u>1,617.06</u>			
2545	GRAINGER INC					
		132157	184.00	02/06/2025	9372076662	BATTERY
		132198	1,054.87	02/06/2025	9380206160	INVENTORY ITEMS
	GRAINGER INC Total		<u>1,238.87</u>			
2637	ILLINOIS DEPT OF REVENUE					
			1,328.16	02/07/2025	ILST250207093502CA	Illinois State Tax
			2,329.60	02/07/2025	ILST250207093502CD	Illinois State Tax
			312.56	02/07/2025	ILST250207093502ED	Illinois State Tax
			9,939.49	02/07/2025	ILST250207093502FD	Illinois State Tax
			1,883.40	02/07/2025	ILST250207093502FN	Illinois State Tax
			887.75	02/07/2025	ILST250207093502HR	Illinois State Tax
			2,159.53	02/07/2025	ILST250207093502IS	Illinois State Tax
			13,632.75	02/07/2025	ILST250207093502PD	Illinois State Tax
			20,224.52	02/07/2025	ILST250207093502PW	Illinois State Tax

<u>VENDOR</u>	<u>VENDOR NAME</u>	<u>STAT PROC</u>	<u>PO NUMBER</u>	<u>AMOUNT</u>	<u>DATE</u>	<u>INVOICE</u>	<u>DESCRIPTION</u>
	ILLINOIS DEPT OF REVENUE Total			<u>52,697.76</u>			
2638	INTERNAL REVENUE SERVICE						
				1,846.52	02/07/2025	FICA250207093502CA	FICA Employee
				3,255.28	02/07/2025	FICA250207093502CD	FICA Employee
				389.60	02/07/2025	FICA250207093502ED	FICA Employee
				978.90	02/07/2025	FICA250207093502FD	FICA Employee
				2,565.20	02/07/2025	FICA250207093502FN	FICA Employee
				1,333.44	02/07/2025	FICA250207093502HR	FICA Employee
				3,235.58	02/07/2025	FICA250207093502IS	FICA Employee
				2,600.55	02/07/2025	FICA250207093502PD	FICA Employee
				27,329.21	02/07/2025	FICA250207093502PV	FICA Employee
				1,846.52	02/07/2025	FICE250207093502CA	FICA Employer
				3,172.48	02/07/2025	FICE250207093502CD	FICA Employer
				389.60	02/07/2025	FICE250207093502ED	FICA Employer
				967.15	02/07/2025	FICE250207093502FD	FICA Employer
				2,565.20	02/07/2025	FICE250207093502FN	FICA Employer
				1,333.44	02/07/2025	FICE250207093502HR	FICA Employer
				3,232.76	02/07/2025	FICE250207093502IS	FICA Employer
				2,615.12	02/07/2025	FICE250207093502PD	FICA Employer
				27,412.01	02/07/2025	FICE250207093502PV	FICA Employer
				2,951.58	02/07/2025	FIT 250207093502CA	Federal Withholding Tax
				6,097.26	02/07/2025	FIT 250207093502CD	Federal Withholding Tax
				1,110.65	02/07/2025	FIT 250207093502ED	Federal Withholding Tax
				23,073.47	02/07/2025	FIT 250207093502FD	Federal Withholding Tax
				4,903.45	02/07/2025	FIT 250207093502FN	Federal Withholding Tax
				2,502.77	02/07/2025	FIT 250207093502HR	Federal Withholding Tax
				5,160.03	02/07/2025	FIT 250207093502IS	Federal Withholding Tax
				32,837.73	02/07/2025	FIT 250207093502PD	Federal Withholding Tax
				49,705.00	02/07/2025	FIT 250207093502PW	Federal Withholding Tax
				431.83	02/07/2025	MEDE250207093502C	Medicare Employee
				761.34	02/07/2025	MEDE250207093502C	Medicare Employee
				91.12	02/07/2025	MEDE250207093502E	Medicare Employee
				3,411.22	02/07/2025	MEDE250207093502FI	Medicare Employee
				599.92	02/07/2025	MEDE250207093502FI	Medicare Employee
				311.86	02/07/2025	MEDE250207093502H	Medicare Employee
				756.73	02/07/2025	MEDE250207093502IS	Medicare Employee
				4,745.53	02/07/2025	MEDE250207093502PI	Medicare Employee
				6,391.56	02/07/2025	MEDE250207093502PI	Medicare Employee

<u>VENDOR</u>	<u>VENDOR NAME</u>	<u>STAT PROC</u>	<u>PO NUMBER</u>	<u>AMOUNT</u>	<u>DATE</u>	<u>INVOICE</u>	<u>DESCRIPTION</u>
				431.83	02/07/2025	MEDR250207093502C	Medicare Employer
				741.97	02/07/2025	MEDR250207093502C	Medicare Employer
				91.12	02/07/2025	MEDR250207093502E	Medicare Employer
				3,408.47	02/07/2025	MEDR250207093502FI	Medicare Employer
				599.92	02/07/2025	MEDR250207093502FI	Medicare Employer
				311.86	02/07/2025	MEDR250207093502H	Medicare Employer
				756.07	02/07/2025	MEDR250207093502IS	Medicare Employer
				4,748.94	02/07/2025	MEDR250207093502P	Medicare Employer
				6,410.93	02/07/2025	MEDR250207093502P	Medicare Employer
	INTERNAL REVENUE SERVICE Total			250,412.72			
2639	STATE DISBURSEMENT UNIT						
				369.23	02/07/2025	000000486250207093E	IL Child Support Amount 1
				1,435.85	02/07/2025	000000837250207093E	IL Child Support Amount 1
				373.85	02/07/2025	000001225250207093E	IL Child Support Amount 1
				596.30	02/07/2025	000001244250207093E	IL Child Support Amount 1
				640.15	02/07/2025	000001412250207093E	IL Child Support Amount 1
				499.84	02/07/2025	000001527250207093E	IL Child Support Amount 1
				277.87	02/07/2025	000001539250207093E	IL Child Support Amount 1
				345.82	02/07/2025	000001574250207093E	IL Child Support Amount 1
				263.54	02/07/2025	000001614250207093E	IL Child Support Amount 1
				141,750.63	02/10/2025	013125	ELECTRICITY EXCISE TAX-JAN
	STATE DISBURSEMENT UNIT Total			146,553.08			
2644	IMRF						
				226,507.24	02/11/2025	021125	PAYROLL IMRF JANUARY 2025
	IMRF Total			226,507.24			
2659	UTILITY SUPPLY & CONSTRUCTION						
		131729		60.31	02/06/2025	56869536	INVENTORY ITEMS
	UTILITY SUPPLY & CONSTRUCTION Total			60.31			
2666	WINSTON ENGINEERING LLC						
		124369		725.00	02/06/2025	0117CF2148	IEPA FORM 663 FOR DISPOSAL
	WINSTON ENGINEERING LLC Total			725.00			
2672	TRI-CITY AMBULANCE						
				1,446.50	02/06/2025	24-E1242867	CITY EMPLOYEE WORK RELATI
	TRI-CITY AMBULANCE Total			1,446.50			

<u>VENDOR</u>	<u>VENDOR NAME</u>	<u>PO NUMBER</u>	<u>AMOUNT</u>	<u>DATE</u>	<u>INVOICE</u>	<u>DESCRIPTION</u>
	STAT PROC					
2797	ARROWHEAD SCIENTIFIC INC	132050	198.80	02/06/2025	177299	IDENTIFIER CARDS
	ARROWHEAD SCIENTIFIC INC Total		198.80			
2930	TCT MED CORP	131795	268.50	02/06/2025	30157	MEDICAL SUPPLIES
	TCT MED CORP Total		268.50			
2967	TIM OCASEK	126196	1,223.02	02/06/2025	121324	ADVANCED COM DEV CLASS
			650.96	02/07/2025	020525TO	REIMBURSE-GAS/FBI UNIF/ACA
	TIM OCASEK Total		1,873.98			
2990	HAWKINS INC	120	4,346.80	02/06/2025	6956563	CHLORINE EPA & CYLINDER
		120	11,372.59	02/06/2025	6958334	FERRIC CHLORIDE-DRINKING \
		120	2,621.55	02/06/2025	6970342	AZONE & CHLORINE
	HAWKINS INC Total		18,340.94			
3020	TALLMAN EQUIPMENT CO INC	132098	1,820.51	02/06/2025	3417375	ADAPTER/FLEX CABLE/GUIDE I
	TALLMAN EQUIPMENT CO INC Total		1,820.51			
3099	MIDWEST SALT LLC	119	2,918.63	02/06/2025	P477062	MVP INDUSTRIAL COARSE 986
		119	-3,174.60	02/06/2025	P477978	MVP IND COARSE SALT
		131808	3,174.60	02/06/2025	P477978ADJ	INTERNAL PO CORRECTION
		119	-3,194.62	02/06/2025	P478360	MVP IND COARSE 61776
		131808	3,194.62	02/06/2025	P478360ADJ	INTERNAL PO CORRECTION
		119	3,406.26	02/06/2025	P478826	MVP INDUSTRIAL COARSE 986
		119	3,138.85	02/06/2025	P478865	MVP-IND COARSE 986
	MIDWEST SALT LLC Total		9,463.74			
3102	RUSH PARTS CENTERS OF ILLINOIS	124472	176.25	02/06/2025	3039929743	HOSE FLEXIBLE AIR
			266.00	02/06/2025	CM7277302P-ADJ	INTERNAL CORRECTION
	RUSH PARTS CENTERS OF ILLINOIS Total		442.25			
3127	SHI INTERNATIONAL CORP	132080	5,927.39	02/06/2025	B19242056	TECHNICAL SUPPORT SERVICE

<u>VENDOR</u>	<u>VENDOR NAME</u>	<u>STAT</u> <u>PROC</u>	<u>PO NUMBER</u>	<u>AMOUNT</u>	<u>DATE</u>	<u>INVOICE</u>	<u>DESCRIPTION</u>
			132186	23,760.24	02/06/2025	B19270365	PREMIER USERS & ASSET MGM
	SHI INTERNATIONAL CORP Total			29,687.63			
3131	VCNA PRAIRIE LLC		124330	1,248.44	02/06/2025	891854303	FLAT AIR MRWR
	VCNA PRAIRIE LLC Total			1,248.44			
3148	CORNERSTONE PARTNERS		124536	7,709.35	02/06/2025	CP34993	MOWING AND LEAF MULCHING
			131693	3,000.00	02/06/2025	CP35494	SNOW PLOWING 1/10 & 1/11/25
	CORNERSTONE PARTNERS Total			10,709.35			
3156	TRANSUNION RISK & ALTERNATIVE		124510	112.40	02/06/2025	252639-202501-1	JANUARY 2025 BILLING
	TRANSUNION RISK & ALTERNATIVE Total			112.40			
3236	HR GREEN INC		127495	13,102.75	02/06/2025	183294	DEAN AND 12TH DRAINAGE
	HR GREEN INC Total			13,102.75			
3263	MCCI LLC			31,369.84	02/06/2025	RN20819	SOFTWARE RENEWAL
	MCCI LLC Total			31,369.84			
3430	BOSS DRILLING INC		132105	8,900.00	02/06/2025	8000	GATE REPAIR 2595 OAK ST
	BOSS DRILLING INC Total			8,900.00			
3469	HEALTH ENDEAVORS SC		132339	4,025.00	02/06/2025	9812	PHYSICAL-STRESS TEST
			132339	435.00	02/06/2025	9821	COMPREHENSIVE PHYSICAL-M
	HEALTH ENDEAVORS SC Total			4,460.00			
3484	MIDLAND STANDARD ENGINEERING		125814	7,371.00	02/06/2025	281228	STERN & STETSON REHABILIT/
	MIDLAND STANDARD ENGINEERING Total			7,371.00			
3536	Ryan Gleason		124715	764.00	02/06/2025	011525	REIMBURSEMENT FIR3306 FIRI
	Ryan Gleason Total			764.00			

<u>VENDOR</u>	<u>VENDOR NAME</u>	<u>STAT</u>	<u>PROC</u>	<u>PO NUMBER</u>	<u>AMOUNT</u>	<u>DATE</u>	<u>INVOICE</u>	<u>DESCRIPTION</u>
3607	MCNISH CORPORATION			126431	70,025.00	02/06/2025	INV026946	AUGER REPAIR - NORTH TANK
	MCNISH CORPORATION Total				70,025.00			
3754	E & B FIRE AND SAFETY INC			131786	535.90	02/06/2025	64545	FIREFIGHTING HOOD
				131786	947.22	02/06/2025	65036	SURVIVOR X USB
				126906	431.70	02/06/2025	65098	ULTRABRIGHT SAFETY VEST
	E & B FIRE AND SAFETY INC Total				1,914.82			
3799	LRS HOLDINGS LLC			124599	2,530.00	02/06/2025	005700757	WASTE BAGS AND STICKERS
				124506	192.00	02/06/2025	PS642888	SERVICES 1-10-25 TO 2-6-25
				124337	91.00	02/06/2025	PS642889	SERVICES 1-10-25 TO 2-6-25
				124570	546.00	02/06/2025	PS642890	SERVICES 1-10-25 TO 2-6-25
	LRS HOLDINGS LLC Total				3,359.00			
3858	IHC CONSTRUCTION COMPANIES LLC			132097	12,196.11	02/06/2025	126235	WATER SERVICE-313 S 11TH AV
	IHC CONSTRUCTION COMPANIES LLC Total				12,196.11			
3882	CORE & MAIN LP			131909	2,243.00	02/06/2025	W173825	
	CORE & MAIN LP Total				2,243.00			
3886	VIA CARLITA LLC			124467	353.75	02/06/2025	92066	HOUSING UNIT
				124467	17.00	02/06/2025	92326	GASKET
				124467	158.80	02/06/2025	92427	GASKETS
				124467	319.84	02/06/2025	92739	BACP MIRROR
				124467	55.39	02/06/2025	93358	KIT HOSE
					-75.00	02/06/2025	CM89723	CREIDT - ORG INV 89723
	VIA CARLITA LLC Total				829.78			
3903	B&B HOLIDAY DECORATING LLC			131902	70,000.00	02/06/2025	6061	INSTALL AD REMOVAL DECORA
					-4,600.00	02/06/2025	6061CM	CREDIT - ORG INV 6061
	B&B HOLIDAY DECORATING LLC Total				65,400.00			
3968	TRANSAMERICA CORPORATION							

<u>VENDOR</u>	<u>VENDOR NAME</u>	<u>STAT</u>	<u>PROC</u>	<u>PO NUMBER</u>	<u>AMOUNT</u>	<u>DATE</u>	<u>INVOICE</u>	<u>DESCRIPTION</u>
					5,545.87	02/07/2025	RHFP250207093502PI	Retiree Healthcare Funding Pla
					1,512.86	02/07/2025	S115250207093502FD	Sect 115 Retiree Health Plan
	TRANSAMERICA CORPORATION Total				7,058.73			
3973	HSA BANK WIRE ONLY							
					2,753.89	02/07/2025	HSAF250207093502FI	Health Savings Plan - Family
					804.16	02/07/2025	HSAF250207093502HF	Health Savings Plan - Family
					1,437.50	02/07/2025	HSAF250207093502IS	Health Savings Plan - Family
					2,138.36	02/07/2025	HSAF250207093502PI	Health Savings Plan - Family
					145.00	02/07/2025	HSAF250207093502PV	Health Savings Plan - Family
					214.58	02/07/2025	HSAS250207093502C/	Health Savings - Self Only
					1,321.27	02/07/2025	HSAS250207093502FI	Health Savings - Self Only
					716.67	02/07/2025	HSAS250207093502PI	Health Savings - Self Only
					498.96	02/07/2025	HSAS250207093502PV	Health Savings - Self Only
	HSA BANK WIRE ONLY Total				10,030.39			
3981	PETERBILT ILLINOIS							
				132331	1,231.49	02/06/2025	25332137P	LATCH-HOOD, ASSIT STRUT LC
	PETERBILT ILLINOIS Total				1,231.49			
4019	VECTOR STOMP INC							
				132300	68.00	02/06/2025	1DWCXE63	RODENT CONTROL
				132300	68.00	02/06/2025	IGMNCMCF	RODENT CONTROL
				132300	68.00	02/06/2025	IRNFNFEH	RODENT CONTROL
				132300	68.00	02/06/2025	IRTGXNHT	RODENT CONTROL
	VECTOR STOMP INC Total				272.00			
4024	ANDERSEN SOLUTIONS INC							
					233.48	02/06/2025	2688	PRESSURE WASHER
	ANDERSEN SOLUTIONS INC Total				233.48			
4048	ZOLL MEDICAL CORPORATION							
				132118	469.04	02/06/2025	4117530	BATTERY
	ZOLL MEDICAL CORPORATION Total				469.04			
4074	AMAZON CAPITAL SERVICES INC							
				132296	26.72	02/06/2025	14JV-G97C-39DR	OFFICE SUPPLIES
				132281	199.98	02/06/2025	14XM-L3FJ-FR9F	JUMP STARTER FOR CAR
				132225	213.72	02/06/2025	166J-M66L-9PW7	VERTICAL PONTON BOAT TR/
				124342	84.92	02/06/2025	166J-M66L-CVNH	MISC SUPPLIES

<u>VENDOR</u>	<u>VENDOR NAME</u>	<u>STAT</u>	<u>PROC</u>	<u>PO NUMBER</u>	<u>AMOUNT</u>	<u>DATE</u>	<u>INVOICE</u>	<u>DESCRIPTION</u>
				124681	43.74	02/06/2025	16CW-XN96-1DTL	OFFICE SUPPLIES/ENVELOPES
				124342	301.68	02/06/2025	17JG-LGYT-99GX	COFFEE SUPPLIES PUBLIC WC
				125282	56.46	02/06/2025	17W7-TCHC-6R6P	OFFICE SUPPLIES
				132245	66.49	02/06/2025	17W7-TCHC-CXXN	IPAD PRO 11 COVER W/PENSIL
				124756	142.87	02/06/2025	17W7-TCHC-WKPC	OFFICE SUPPLIES
				124447	6.72	02/06/2025	1943-YPY1-6GYH	GOODYEAR A23
				132303	191.98	02/06/2025	19CC-QXV6-FMHR	SAFETY SENSORS
				132265	261.53	02/06/2025	19JJ-9HWV-CFGG	WALL MOUNT & PENDANT KIT
				124342	319.90	02/06/2025	19RK-JK93-C1YH	OFFICE SUPPLIES
				132218	693.10	02/06/2025	19T6-WHTT-9P3C	MISC SUPPLIES
					-28.23	02/06/2025	19X9-3J36-7DJH	CREDIT-ORG INV 17W7-TCHC-6
				124756	91.98	02/06/2025	1CCX-46R7-7Y7Q	SOUPERBOWL SUPPLIES
				132282	119.99	02/06/2025	1CNC-X36C-34VX	MITYVAC 7201 2.3 GALLON FLU
				132251	83.06	02/06/2025	1CP7-FDRV-7WPD	OFFICE SUPPLIES
				124342	29.98	02/06/2025	1CRW-JVT3-LYYW	OFFICE SUPPLIES
				132249	169.99	02/06/2025	1DFR-JMVY-FWMG	CARHATT MEN'S JACKET
				124342	12.95	02/06/2025	1DJ7-QHX3-FWPX	TEA BAGS FOR PW DEPT
				132233	119.97	02/06/2025	1F6C-F331-1KYX	GOKBNY RABBIR AIR FILTER RI
				125282	19.38	02/06/2025	1FP4-QJ1T-DYXW	OFFICE SUPPLIES
				124756	26.97	02/06/2025	1HC4-3MGF-336W	METAL POCKET NOTEBOOK
				132279	23.99	02/06/2025	1J9H-6GKF-FWY9	TWO-WAY RADIO BATTERY REI
				132243	329.98	02/06/2025	1JCC-7TK1-1NRJ	CARHARTTS
				125282	8.69	02/06/2025	1KCJ-HPYC-Y7NH	SELF SEAL ENVELOPES
				124447	29.99	02/06/2025	1KKM-3TPL-LNYG	NPT PIPE TAP SET
				132220	114.99	02/06/2025	1M99-L44J-GF9J	MEN'S JACKET
				124447	177.62	02/06/2025	1MRC-3WH4-H3TC	EXHAUST MANIFOLD REPLACE
				132254	34.96	02/06/2025	1NRL-9C3R-17HT	DOOR MAT WATER DEPARTMEI
				132285	359.98	02/06/2025	1P3T-TTNL-9XCG	DELL 27 INCH MONITORS
				132257	199.99	02/06/2025	1Q7Q-PKC4-6PJY	MEN'S LOOSE FIT BIBERALL
				124342	1,056.04	02/06/2025	1QCV-X9F9-1LTV	OFFICE SUPPLIES
				132286	33.99	02/06/2025	1QRP-M6HM-77H1	HDMI CABLE 30FT/9M LONG
				132259	15.06	02/06/2025	1RN6-VRXR-99VH	OTTER BOX
				132219	107.93	02/06/2025	1TC9-LYPJ-1KPQ	TERMINAL BLOCK AND STRIP
				124342	29.67	02/06/2025	1TC9-LYPJ-XDXL	WEEKLY PLANNER
				124499	26.35	02/06/2025	1TQ9-RL37-9MCQ	EVIDENCE SUPPLIES
				131962	177.12	02/06/2025	1TXR-16YD-7YX3	KLEIN TOOLS
				124681	32.44	02/06/2025	1TYL-MKXN-KYGR	TAX FORMS KIT
				124499	14.25	02/06/2025	1VKT-KNR7-3WFF	COFFEE SUPPLIES POLICE DEI

<u>VENDOR</u>	<u>VENDOR NAME</u>	<u>STAT PROC</u>	<u>PO NUMBER</u>	<u>AMOUNT</u>	<u>DATE</u>	<u>INVOICE</u>	<u>DESCRIPTION</u>
			132231	134.99	02/06/2025	1VPR-TQ9Y-1FW9	MICROPHONE FOR IPHONE
			124342	27.93	02/06/2025	1VQ1-MFQ3-3WMK	BATTERIES
			124342	62.95	02/06/2025	1W17-XD1R-97Q1	COFFEE SUPPLIES PUBLIC WC
			132233	39.99	02/06/2025	1WWT-H6JL-6XJ3	RABBIT AIR MINUSA2 FILTER
			124342	57.99	02/06/2025	1WWT-H6JL-KGGY	OFFICE SUPPLIES
			132337	325.39	02/06/2025	1X1P-L6RM-41X1	MISC SUPPLIES
			124681	63.97	02/06/2025	1XR4-CQVW-3P1X	COFFEE FOR FINANCE
			124756	34.47	02/06/2025	1XRG-99NY-MHYQ	MISC SUPPLIES
			124342	53.69	02/06/2025	1YW9-Y3KT-G4FQ	CANDY FOR PUBLIC WORKS
	AMAZON CAPITAL SERVICES INC Total			6,830.26			
4174	UNIFIRST CORPORATION						
			124805	203.30	02/06/2025	1320192962	UNIFORMS
			124805	205.68	02/06/2025	1320194548	UNIFORMS
				-120.26	02/06/2025	53200000963	CREDIT ADJUSTMENT
	UNIFIRST CORPORATION Total			288.72			
4197	ILLINOIS PUBLIC RISK FUND						
				76,606.21	02/06/2025	1555	
	ILLINOIS PUBLIC RISK FUND Total			76,606.21			
4377	MACQUEEN EQUIPMENT LLC						
			124469	647.50	02/06/2025	P31843	POWER MODULE
			132188	224.84	02/06/2025	P32063	VALVE FLOW CONTROL
	MACQUEEN EQUIPMENT LLC Total			872.34			
4381	CULLIGAN TRI CITY						
				20.00	02/06/2025	29979	REMAINING AMOUNT DUE
			124682	89.84	02/06/2025	30134	BOTTLED WATER IS
			124682	22.96	02/06/2025	30353	BOTTLED WATER - IS
	CULLIGAN TRI CITY Total			132.80			
4391	METRONET HOLDINGS LLC						
				2,258.02	02/06/2025	1497261/012225	FIBER ELITE BILLING 1/22-2/21
	METRONET HOLDINGS LLC Total			2,258.02			
4398	Paulo Godinho						
			130611	1,854.00	02/06/2025	121424	SWK-6511 CLINICAL SOCIAL WC
	Paulo Godinho Total			1,854.00			

<u>VENDOR</u>	<u>VENDOR NAME</u>	<u>STAT PROC</u>	<u>PO NUMBER</u>	<u>AMOUNT</u>	<u>DATE</u>	<u>INVOICE</u>	<u>DESCRIPTION</u>
4425	TYMPANI LLC		131900	1,068.17	02/06/2025	INV15869	CISCO BUSINESS EDITION
	TYMPANI LLC Total			1,068.17			
4456	FEHR GRAHAM & ASSOCIATES LLC		127012	2,406.25	02/06/2025	127398F	6TH ST AND STATE
	FEHR GRAHAM & ASSOCIATES LLC Total			2,406.25			
4474	MEREDITH WATER COMPANY		125508	80.00	02/06/2025	0807404	DI RENTAL SERVICE
	MEREDITH WATER COMPANY Total			80.00			
4478	MECHANICAL INC		132134	380.00	02/06/2025	CHI200915	DIGESTER BOILER REPAIR
	MECHANICAL INC Total			380.00			
4539	MATTHEW SAULKA		124315	1,916.66	02/06/2025	2005	FOUNTAIN MAINTENANCE
			124315	1,371.66	02/06/2025	2079	FOUNTAIN MAINENANCE OCTC
	MATTHEW SAULKA Total			3,288.32			
4600	AMERICAN ENERGY ANALYSIS INC		130402	18,199.00	02/06/2025	24719	VFD AT WELL 8
	AMERICAN ENERGY ANALYSIS INC Total			18,199.00			
4624	Tara Strachan			108.87	02/06/2025	012725TS	REFRESHMENT REIMBURSEME
	Tara Strachan Total			108.87			
4630	CIVES CORPORATION		132138	1,416.25	02/06/2025	250070P	CARBON CUTTING EDGE
	CIVES CORPORATION Total			1,416.25			
4632	LAKESIDE INTERNATIONAL LLC		124468	374.77	02/06/2025	7277613P	THERMOSTAT AND GAUGE
			132085	136.20	02/06/2025	7278618P	SENSOR 7 GAL
			132144	433.94	02/06/2025	7279088P	BRAKE KIT
	LAKESIDE INTERNATIONAL LLC Total			944.91			
4635	HERC RENTALS INC		131129	5,520.00	02/06/2025	35131311-001	RENTAL TRUCK DUMP

<u>VENDOR</u>	<u>VENDOR NAME</u>	<u>STAT PROC</u>	<u>PO NUMBER</u>	<u>AMOUNT</u>	<u>DATE</u>	<u>INVOICE</u>	<u>DESCRIPTION</u>
			131129	5,395.00	02/06/2025	35131311-002	TRUCK DUMP SERVICE
	HERC RENTALS INC Total			10,915.00			
4659	Jason Welch			318.66	02/06/2025	013025JW	REIMBURSE PRESCRIPTION GI
	Jason Welch Total			318.66			
4708	SAMS CLUB		132335	358.38	02/03/2025	10261003814	UTENSILS FOR INVENTORY
	SAMS CLUB Total			358.38			
4715	IPBC			449,915.81	02/03/2025	020325	MONTHLY IPBC
	IPBC Total			449,915.81			
4737	VERIZON COMMUNICATIONS INC		126127	1,281.35	02/06/2025	619000066536	ACCOUNT # 100000116523
	VERIZON COMMUNICATIONS INC Total			1,281.35			
4767	Adrian Corona			89.17	02/06/2025	020525AC	PRESCRIPTION SAFETY GLASS
				90.00	02/06/2025	4767	ASE TRAINING TESTING
	Adrian Corona Total			179.17			
4782	HID GLOBAL CORPORATION		132079	2,899.00	02/06/2025	13402021641	SUBSCRIPTION
	HID GLOBAL CORPORATION Total			2,899.00			
4783	ST CHARLES PROF FIREFIGHTERS			1,831.06	02/07/2025	UNF 250207093502FD	Union Dues - IAFF
	ST CHARLES PROF FIREFIGHTERS Total			1,831.06			
4786	Thomas Riley			60.00	02/06/2025	013125TR	CDL LICENSE FEES
	Thomas Riley Total			60.00			
4813	COMMERCIAL TIRE SERVICES INC		132107	1,565.78	02/06/2025	3330048316	INVENTORY ITEMS
			124465	75.00	02/06/2025	3330048317	DISPOSAL FEE
			132168	2,124.50	02/06/2025	3330048396	SERVICE & SUPPLIES
			132224	167.00	02/06/2025	3330048459	TIRE REPAIR - FLAT

<u>VENDOR</u>	<u>VENDOR NAME</u>	<u>PO NUMBER</u>	<u>AMOUNT</u>	<u>DATE</u>	<u>INVOICE</u>	<u>DESCRIPTION</u>
	STAT PROC					
	COMMERCIAL TIRE SERVICES INC Total		<u>3,932.28</u>			
4825	SAMUEL A BONILLA III		1,111.50	02/06/2025	25-01	ADJUDICATION HEARING OFFIC
	SAMUEL A BONILLA III Total		<u>1,111.50</u>			
4827	CONCENTRIC INTEGRATION LLC	127115	27,398.66	02/06/2025	0268054	SCADA IMPROVEMENT
	CONCENTRIC INTEGRATION LLC Total		<u>27,398.66</u>			
4859	LANDSCAPE MATERIAL	131880	2,647.20	02/06/2025	67089	RIP RAP - TON
		121	2,456.80	02/06/2025	67129	LIMESTONE CHIPS
		121	1,546.29	02/06/2025	67474	LIMESTONE
		121	1,995.42	02/06/2025	67531	LIMESTONE
	LANDSCAPE MATERIAL Total		<u>8,645.71</u>			
4860	STEVE PIPER AND SONS INC	124438	11,291.50	02/06/2025	23974	CONSTRUCTION TREE WORK
		124438	7,257.70	02/06/2025	23984	MUNICIPAL TREE WORK
	STEVE PIPER AND SONS INC Total		<u>18,549.20</u>			
4865	OMEGA SERVICES INC	127167	240.00	02/06/2025	909	WINDOW CLEANED
		127167	1,400.00	02/06/2025	910	WINDOW CLEANED
		127167	800.00	02/06/2025	911	WINDOW CLEANED
		127167	240.00	02/06/2025	912	WINDOW CLEANED
	OMEGA SERVICES INC Total		<u>2,680.00</u>			
4870	HD SUPPLY INC	132084	747.05	02/06/2025	INV00586869	INVENTORY ITEMS
		132110	39.00	02/06/2025	INV00589213	FLOAT SWITCH ASSY
		132110	540.51	02/06/2025	INV00589215	MISC SUPPLIES
	HD SUPPLY INC Total		<u>1,326.56</u>			
4885	COLLIFLOWER INC	124471	50.74	02/06/2025	02525942	FLEET DEPT PARTS
		132103	635.08	02/06/2025	02534081	ALUMIMUM PARTS
		124370	41.88	02/06/2025	02535839	MISC FASTENER SUPPLIES

<u>VENDOR</u>	<u>VENDOR NAME</u>	<u>STAT</u> <u>PROC</u>	<u>PO NUMBER</u>	<u>AMOUNT</u>	<u>DATE</u>	<u>INVOICE</u>	<u>DESCRIPTION</u>
	COLLIFLOWER INC Total			<u>727.70</u>			
4926	R.N.O.W. INC		131965	531.14	02/06/2025	2024-73289	FLAP SET
			131965	680.53	02/06/2025	2024-73297	WELD AND FREIGHT
	R.N.O.W. INC Total			<u>1,211.67</u>			
4931	JADA HUDSON			200.00	02/06/2025	2	FIREFIGHTER WELLNESS BOO
	JADA HUDSON Total			<u>200.00</u>			
4943	ATLAS FIRST ACCESS LLC		132147	352.94	02/06/2025	GA8380	CYLINDER
	ATLAS FIRST ACCESS LLC Total			<u>352.94</u>			
4976	SABRE SUPPLY INC		132152	588.75	02/06/2025	148355	INVENTORY ITEMS
	SABRE SUPPLY INC Total			<u>588.75</u>			
4986	TRIPLE H MULCH & FIREWOOD LLC		131713	1,137.50	02/06/2025	1102	SNOW REMOVAL SERVICE
			131713	1,312.50	02/06/2025	1125	SNOW EVENT 1/10/25
	TRIPLE H MULCH & FIREWOOD LLC Total			<u>2,450.00</u>			
4990	TIMMONS GROUP INC		121228	1,615.25	02/06/2025	359907	UN MIGRATION SERVICE
	TIMMONS GROUP INC Total			<u>1,615.25</u>			
4992	CLARK DIETZ INC		126459	743.75	02/06/2025	443469	MASTER ENGINEERING
	CLARK DIETZ INC Total			<u>743.75</u>			
5008	PELICAN CHEMICALS INC		132165	10,912.34	02/06/2025	769777	HEADWATERS HOT-HWHOTBIL
	PELICAN CHEMICALS INC Total			<u>10,912.34</u>			
5018	ACCURATE OFFICE SUPPLY LLC		131922	423.60	02/06/2025	628452	INVENTORY ITEMS
			132151	466.02	02/06/2025	628956	KITCHEN TOWELS
	ACCURATE OFFICE SUPPLY LLC Total			<u>889.62</u>			

<u>VENDOR</u>	<u>VENDOR NAME</u>	<u>STAT PROC</u>	<u>PO NUMBER</u>	<u>AMOUNT</u>	<u>DATE</u>	<u>INVOICE</u>	<u>DESCRIPTION</u>
5060	LIFTOFF LLC		131434	5,000.00	02/06/2025	7831TRAIN	OFFICE 365 TRAINING
	LIFTOFF LLC Total			5,000.00			
5073	MIDWEST POWER INDUSTRY INC		132384	3,500.00	02/06/2025	1996	WELL 8 9 11 & 13 SERVICE
			132232	782.00	02/06/2025	2009	1ST STREET PARKING SERVICE
			132232	1,765.66	02/06/2025	2010	CITY HALL-REPAIR SERVICE C/
	MIDWEST POWER INDUSTRY INC Total			6,047.66			
5081	OPENGOV INC		125518	215.42	02/06/2025	INV17185	TRAVELLING EXPENSES
			131839	117,175.00	02/06/2025	INV17498	DEPLOYMENT SERVICE
	OPENGOV INC Total			117,390.42			
5135	FRONTLINE PUBLIC SAFETY SOLUTI		132185	1,200.00	02/06/2025	FL44816	DAILYOBSERVATION REPORTS
	FRONTLINE PUBLIC SAFETY SOLUTI Total			1,200.00			
5153	SKYDIO INC		130089	22,378.73	02/06/2025	INV-106409	HARDWARE AND DRONE
	SKYDIO INC Total			22,378.73			
5159	Ernest Powell			252.00	02/06/2025	020425EP	REIMBURSE SAFETY BOOTS
	Ernest Powell Total			252.00			
5165	PRECISE MRM LLC		130696	414.00	02/06/2025	IN200-2002958	FLAT DATA PLAN US
	PRECISE MRM LLC Total			414.00			
5174	GEWALT HAMILTON ASSOCIATES INC		132301	1,608.80	02/06/2025	7022.001-1	SIDEWALK GAP FILL PROGRAM
	GEWALT HAMILTON ASSOCIATES INC Total			1,608.80			
5186	BAYCOM INC		132277	119.44	02/06/2025	130164	TRIBAND WHIP ANTENNA
			132277	5,210.90	02/06/2025	130485	TEST & SET UP FUNCTION
			131487	5,330.34	02/06/2025	EQUIPINV_053094	UPFITTING
	BAYCOM INC Total			10,660.68			

<u>VENDOR</u>	<u>VENDOR NAME</u>	<u>STAT PROC</u>	<u>PO NUMBER</u>	<u>AMOUNT</u>	<u>DATE</u>	<u>INVOICE</u>	<u>DESCRIPTION</u>
999001443	FOX VALLEY IPIA-BRUCE PERSON			30.00	02/06/2025	012925	ANNUAL MEMBERSHIP-STEVE
	FOX VALLEY IPIA-BRUCE PERSON Total			<u>30.00</u>			
999001553	CROSS COUNTRY MORTGAGE			225.00	02/06/2025	013125	LOCKBOX-PAID IN ERROR
	CROSS COUNTRY MORTGAGE Total			<u>225.00</u>			
			<u>Grand Total:</u>	<u>3,017,166.09</u>			

The above expenditures have been approved for payment:

Chairman, Government Operations Committee

Date

Vice Chairman, Government Operations Committee

Date

Finance Director

Date



City of St. Charles, Illinois Monthly Treasurer's and Finance Report FY 2024-25



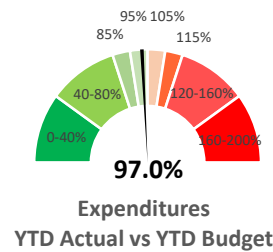
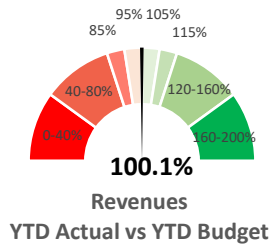
Month of: January 2025

John Harrill

Date

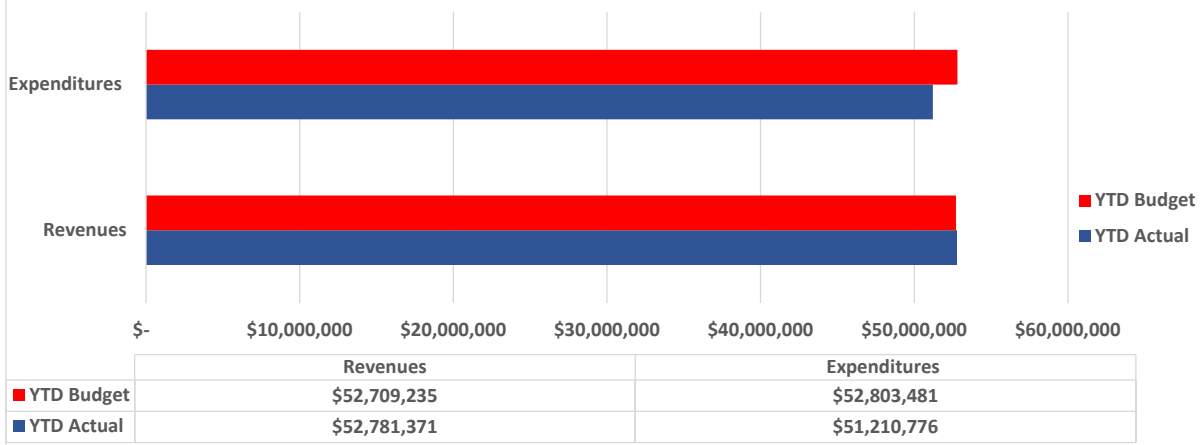
City of St. Charles
Monthly Financial Report / Summary
General Fund Summary

Revenue Type	Total Annual Budget	Current Month Budget	Current Month Actual	% Variance	Year-to-Date Budget	Year-to-Date Actual	YTD Actual vs. Budget
Property Tax	\$ 15,049,943	\$ -	\$ -	100.0%	\$ 15,049,943	\$ 15,028,303	99.9%
Sales & Use Tax	29,321,970	2,846,366	2,561,689	-10.0%	22,414,085	22,368,858	99.8%
Other Taxes	10,821,670	811,479	1,000,272	23.3%	8,146,572	8,393,465	103.0%
Franchise Fees	3,676,500	344,216	318,803	-7.4%	2,684,372	2,629,784	98.0%
Charges for Services	1,166,975	297,087	269,161	-9.4%	995,148	970,151	97.5%
Other Revenues	3,086,038	262,585	142,633	-45.7%	2,381,106	2,312,801	97.1%
Transfers In	2,626,454	1,588,445	-	-100.0%	1,038,009	1,078,009	0.0%
Total	\$ 65,749,550	\$ 6,150,178	\$ 4,292,558	-30.2%	\$ 52,709,235	\$ 52,781,371	100.1%



Expenditure Type	Total Annual Budget	Current Month Budget	Current Month Actual	% Variance	Year-to-Date Budget	Year-to-Date Actual	YTD Actual vs. Budget
Personnel Services	\$ 41,353,137	\$ 2,575,799	\$ 2,642,593	2.6%	\$ 33,611,784	\$ 32,943,811	98.0%
Materials and Supplies	1,726,470	251,932	99,772	-60.4%	1,204,284	1,063,436	88.3%
Contractual Services	15,235,607	1,663,101	666,327	-59.9%	11,354,823	10,333,369	91.0%
Other Operating	1,615,790	8,321	9,365	12.5%	1,587,279	1,649,199	103.9%
Departmental Allocations	(2,944,820)	(245,401)	(245,401)	0.0%	(2,208,609)	(2,208,609)	100.0%
Capital	181,950	-	50,641	0.0%	62,500	141,530	0.0%
Transfers Out	8,441,417	16,667	57,242	243.4%	7,191,420	7,288,040	101.3%
Total	\$ 65,609,551	\$ 4,270,419	\$ 3,280,539	-23.2%	\$ 52,803,481	\$ 51,210,776	97.0%
Revenues Over/(Under) Expenditures	\$ 139,999	\$ 1,879,759	\$ 1,012,019		\$ (94,246)	\$ 1,570,595	

General Fund Year-to-Date Budget and Actual



City of St. Charles
Monthly Financial Report / Summary
Other Funds Summary

	Current Annual Budget	Current Month			Year-to-Date		
		Budget	Actual	% Variance	Budget	Actual	% Variance
ENTERPRISE FUNDS							
Electric Fund							
Revenues							
User Charges	\$ 63,266,040	\$ 5,172,170	\$ 4,958,834	-4.1%	\$ 47,749,530	\$ 46,690,681	-2.2%
Connection Fees	65,000	5,417	1,850	-65.8%	48,753	72,355	48.4%
Reimbursement for Projects	6,850,000	77,270	117,743	52.4%	695,460	1,812,828	160.7%
Investment Income	1,655,114	137,926	122,108	-11.5%	1,241,334	1,278,098	3.0%
Other Revenues	451,740	34,729	40,333	16.1%	347,561	520,214	49.7%
Transfers In	200,000	16,667	57,242	243.4%	150,003	246,617	64.4%
Total Revenues	72,487,894	5,444,179	5,298,110		50,232,641	50,620,793	
Expenditures							
Personnel Services	4,707,080	365,569	391,322	7.0%	3,608,215	3,741,145	3.7%
Commodities	287,575	23,464	38,818	65.4%	211,176	229,329	8.6%
Contractual Services	45,580,356	3,794,067	3,672,637	-3.2%	34,191,587	32,975,438	-3.6%
Other Operating	5,201,915	433,440	460,647	6.3%	3,900,960	4,397,853	12.7%
Capital	11,866,680	-	552,760	#DIV/0!	3,948,105	5,099,664	29.2%
Debt Service	1,387,732	-	-	#DIV/0!	1,387,732	1,387,732	0.0%
Department Allocations	1,120,260	93,355	93,354	0.0%	840,197	840,186	0.0%
Total Expenditures	70,151,598	4,709,895	5,209,538		48,087,972	48,671,347	
Excess (Deficiency)	\$ 2,336,296	\$ 734,284	\$ 88,572		\$ 2,144,669	\$ 1,949,446	
Water Fund							
Revenues							
User Charges	\$ 9,795,220	\$ 816,226	\$ 719,696	-11.8%	\$ 7,346,034	\$ 7,416,816	1.0%
Connection Fees	230,000	19,167	10,380	-45.8%	172,503	298,895	73.3%
IEPA Loans	2,560,800	-	-	#DIV/0!	-	-	0.0%
Investment Income	156,000	13,001	6,799	-47.7%	117,009	156,835	34.0%
Other Revenues	252,845	21,070	14,507	-31.1%	189,630	191,553	1.0%
Transfers In	1,350,000	-	-	#DIV/0!	350,000	350,000	0.0%
Total Revenues	14,344,865	869,464	751,382		8,175,176	8,414,099	
Expenditures							
Personnel Services	1,861,812	144,128	134,232	-6.9%	1,423,724	1,464,520	2.9%
Commodities	956,917	79,275	49,239	-37.9%	713,475	548,160	-23.2%
Contractual Services	2,921,570	258,234	184,046	-28.7%	2,145,135	2,328,345	8.5%
Other Operating	75,295	6,248	6,683	7.0%	56,232	76,450	36.0%
Capital	9,525,797	-	1,112,639	#DIV/0!	4,048,000	5,377,775	32.9%
Debt Service	2,263,949	96,185	96,185	0.0%	1,769,176	1,920,487	8.6%
Department Allocations	828,790	69,066	69,066	0.0%	621,594	621,594	0.0%
Total Expenditures	18,434,130	653,136	1,652,090		10,777,336	12,337,331	
Excess (Deficiency)	\$ (4,089,265)	\$ 216,328	\$ (900,708)		\$ (2,602,160)	\$ (3,923,232)	
Wastewater Fund							
Revenues							
User Charges	\$ 13,209,655	\$ 1,100,805	\$ 1,105,569	0.4%	\$ 9,907,245	\$ 10,087,709	1.8%
Connection Fees	300,000	25,000	11,940	-52.2%	225,000	410,790	82.6%
IEPA Loans	125,000	-	-	#DIV/0!	125,000	423,264	0.0%
Investment Income	523,235	43,603	29,473	-32.4%	392,427	371,889	-5.2%
Other Revenues	159,800	13,316	79,328	495.7%	119,844	200,131	67.0%
Transfers In	550,000	-	-	#DIV/0!	350,000	350,000	0.0%
Total Revenues	14,867,690	1,182,724	1,226,310		11,119,516	11,843,783	
Expenditures							
Personnel Services	2,369,361	183,662	161,468	-12.1%	1,814,862	1,558,556	-14.1%
Commodities	691,454	56,844	83,967	47.7%	511,596	470,335	-8.1%
Contractual Services	3,093,486	216,322	154,151	-28.7%	1,992,581	1,785,827	-10.4%
Other Operating	62,170	5,127	9,528	85.8%	46,143	109,610	137.5%
Capital	11,364,386	-	691,667	#DIV/0!	3,490,000	4,389,650	25.8%
Debt Service	5,327,298	-	-	#DIV/0!	5,020,198	4,901,131	-2.4%
Department Allocations	995,770	82,980	82,981	0.0%	746,820	746,829	0.0%
Total Expenditures	23,903,925	544,935	1,183,762		13,622,200	13,961,938	
Excess (Deficiency)	\$ (9,036,235)	\$ 637,789	\$ 42,548		\$ (2,502,684)	\$ (2,118,155)	

City of St. Charles
Monthly Financial Report / Summary
Other Funds Summary

	Current Annual Budget	Current Month			Year-to-Date		
		Budget	Actual	% Variance	Budget	Actual	% Variance
Refuse Fund							
Revenues							
User Charges	\$ 608,000	\$ 50,667	\$ 50,839	0.3%	\$ 456,003	\$ 446,767	-2.0%
Other Revenues	27,087	2,258	589	-73.9%	20,322	21,957	8.0%
Transfers In	105,000	-	-	#DIV/0!	105,000	105,000	0.0%
Total Revenues	740,087	52,925	51,428		581,325	573,724	
Expenditures							
Commodities	9,500	792	2,530	219.4%	7,128	5,060	-29.0%
Contractual Services	804,855	58,727	4,644	-92.1%	628,578	631,285	0.4%
Total Expenditures	814,355	59,519	7,174		635,706	636,345	
Excess (Deficiency)	\$ (74,268)	\$ (6,594)	\$ 44,254		\$ (54,381)	\$ (62,621)	
TAX INCREMENT FINANCING DISTRICT FUNDS							
TIF 3 - St. Charles Mall Fund							
Revenues	\$ 1,407,000	\$ 1,200	\$ -	-100.0%	\$ 1,405,800	\$ 1,566,296	11.4%
Expenditures	700,570	-	824,478	#DIV/0!	700,570	1,566,954	123.7%
Excess (Deficiency)	\$ 706,430	\$ 1,200	\$ (824,478)		\$ 705,230	\$ (658)	
TIF 4 - First St. Development Fund							
Revenues	\$ 505,200	\$ 320	\$ -	-100.0%	\$ 504,880	\$ 495,343	-1.9%
Expenditures	499,390	-	-	#DIV/0!	499,390	757,234	51.6%
Excess (Deficiency)	\$ 5,810	\$ 320	\$ -		\$ 5,490	\$ (261,891)	
TIF 5 - St. Charles Manufacturing Fund							
Revenues	\$ 225,820	\$ -	\$ -	#DIV/0!	\$ 225,820	\$ 220,456	-2.4%
Expenditures	395	-	-	#DIV/0!	395	-	0.0%
Excess (Deficiency)	\$ 225,425	\$ -	\$ -		\$ 225,425	\$ 220,456	
TIF 7 - Downtown Fund							
Revenues	\$ 1,507,419	\$ 5,000	\$ 7,465	49.3%	\$ 1,494,419	\$ 1,531,517	2.5%
Expenditures	521,752	-	-	#DIV/0!	521,752	378,230	-27.5%
Excess (Deficiency)	\$ 985,667	\$ 5,000	\$ 7,465		\$ 972,667	\$ 1,153,287	
TIF 8 - Pheasant Run Fund							
Revenues	\$ 250,000	\$ -	\$ 129	#DIV/0!	\$ 250,000	\$ 330,279	32.1%
Expenditures	-	-	-	#DIV/0!	-	-	0.0%
Excess (Deficiency)	\$ 250,000	\$ -	\$ 129		\$ 250,000	\$ 330,279	
MOTOR FUEL TAX FUND							
Motor Fuel Tax Fund							
Revenues	\$ 1,620,500	\$ 135,125	\$ 128,651	-4.8%	\$ 1,216,125	\$ 1,188,864	-2.2%
Expenditures	1,745,000	-	-	#DIV/0!	1,745,000	1,769,899	1.4%
Excess (Deficiency)	\$ (124,500)	\$ 135,125	\$ 128,651		\$ (528,875)	\$ (581,035)	

City of St. Charles
Monthly Financial Report / Summary
Other Funds Summary

	Current Annual Budget	Current Month			Year-to-Date		
		Budget	Actual	% Variance	Budget	Actual	% Variance
CAPITAL PROJECT FUNDS							
Capital Projects Fund							
Revenues							
Home Rule Sales Tax	\$ 4,800,000	\$ 400,000	\$ 409,999	2.5%	\$ 3,600,000	\$ 3,540,573	-1.7%
Grants	2,032,000	-	-	#DIV/0!	-	-	0.0%
Video Gaming Revenue	360,000	30,000	33,211	10.7%	270,000	286,658	6.2%
Transfers In	1,200,000	-	-	#DIV/0!	1,200,000	1,200,000	0.0%
Other	528,800	41,990	30,665	-27.0%	402,810	556,282	38.1%
Total Revenues	8,920,800	\$ 471,990	\$ 473,875		\$ 5,472,810	\$ 5,583,513	
Expenditures							
	17,321,000	1,200,000	91,948	-92.3%	11,876,000	8,375,067	-29.5%
Total Expenditures	\$ 17,321,000	\$ 1,200,000	\$ 91,948		\$ 11,876,000	\$ 8,375,067	
Excess (Deficiency)	\$ (8,400,200)	\$ (728,010)	\$ 381,927		\$ (6,403,190)	\$ (2,791,554)	
Central Downtown (TIF 7) Capital Project Fund							
Revenues	\$ -	\$ -	\$ -	#DIV/0!	\$ -	\$ 129,712	100.0%
Expenditures	-	-	-	#DIV/0!	-	(120,494)	-100.0%
Excess (Deficiency)	\$ -	\$ -	\$ -		\$ -	\$ 250,206	
Central Downtown (TIF 7) 1st Street Plaza							
Revenues	\$ -	\$ -	\$ 1,320	#DIV/0!	\$ -	\$ 17,731	100.0%
Expenditures	278,912	-	-	#DIV/0!	278,912	129,072	-53.7%
Excess (Deficiency)	\$ (278,912)	\$ -	\$ 1,320		\$ (278,912)	\$ (111,341)	
REPLACEMENT FUND							
Equipment Replacement							
Revenues	\$ 370,054	\$ 3,780	\$ 18,815	397.8%	\$ 358,774	\$ 376,931	5.1%
Expenditures	47,239	-	54,799	#DIV/0!	47,239	91,716	94.2%
Excess (Deficiency)	\$ 322,815	\$ 3,780	\$ (35,984)		\$ 311,535	\$ 285,215	
DEBT SERVICE FUNDS							
Debt Service							
Revenues							
Sales & Use Tax	\$ 736,700	\$ -	\$ -	#DIV/0!	\$ 736,700	\$ -	0.0%
Other Revenues	65,000	-	6,940	#DIV/0!	65,000	97,185	49.5%
Transfers In	7,143,436	-	-	#DIV/0!	7,143,436	7,143,439	0.0%
Total Revenues	7,945,136	-	6,940		7,945,136	7,240,624	
Expenditures							
Contractual Services	2,500	-	4,500	#DIV/0!	2,500	4,917	0.0%
Debt Service	8,105,436	943,500	943,500	0.0%	8,105,436	8,105,440	0.0%
Transfers Out	2,422,542	-	-	#DIV/0!	2,422,542	1,038,009	0.0%
Total Expenditures	10,530,478	943,500	948,000		10,530,478	9,148,366	
Excess (Deficiency)	\$ (2,585,342)	\$ (943,500)	\$ (941,060)		\$ (2,585,342)	\$ (1,907,742)	
INTERNAL SERVICE FUNDS							
Inventory							
Revenues	\$ 3,950,174	\$ 329,098	\$ 665,874	102.3%	\$ 2,961,882	\$ 5,222,095	76.3%
Expenditures	3,798,886	301,026	586,114	94.7%	2,734,854	4,635,388	69.5%
Excess (Deficiency)	\$ 151,288	\$ 28,072	\$ 79,760		\$ 227,028	\$ 586,707	

City of St. Charles
Monthly Financial Report / Summary
Other Funds Summary

	Current Annual Budget	Current Month			Year-to-Date		
		Budget	Actual	% Variance	Budget	Actual	% Variance
Fleet Services							
Revenues	\$ 3,127,891	\$ 134,419	\$ 140,848	4.8%	\$ 2,724,636	\$ 2,812,749	3.2%
Expenditures	2,458,538	105,480	129,545	22.8%	1,390,412	1,540,092	10.8%
Excess (Deficiency)	\$ 669,353	\$ 28,939	\$ 11,303		\$ 1,334,224	\$ 1,272,657	
Workers Compensation & Liability							
Revenues	\$ 949,002	\$ 16,583	\$ 17,130	3.3%	\$ 899,247	\$ 1,095,618	21.8%
Expenditures	1,121,130	43,309	83,973	93.9%	991,209	1,218,814	23.0%
Excess (Deficiency)	\$ (172,128)	\$ (26,726)	\$ (66,843)		\$ (91,962)	\$ (123,196)	
Communications							
Revenues	\$ 406,834	\$ 3,000	\$ 8,402	180.1%	\$ 320,683	\$ 391,904	22.2%
Expenditures	248,823	13,223	4,174	-68.4%	124,613	160,669	28.9%
Excess (Deficiency)	\$ 158,011	\$ (10,223)	\$ 4,228		\$ 196,070	\$ 231,235	

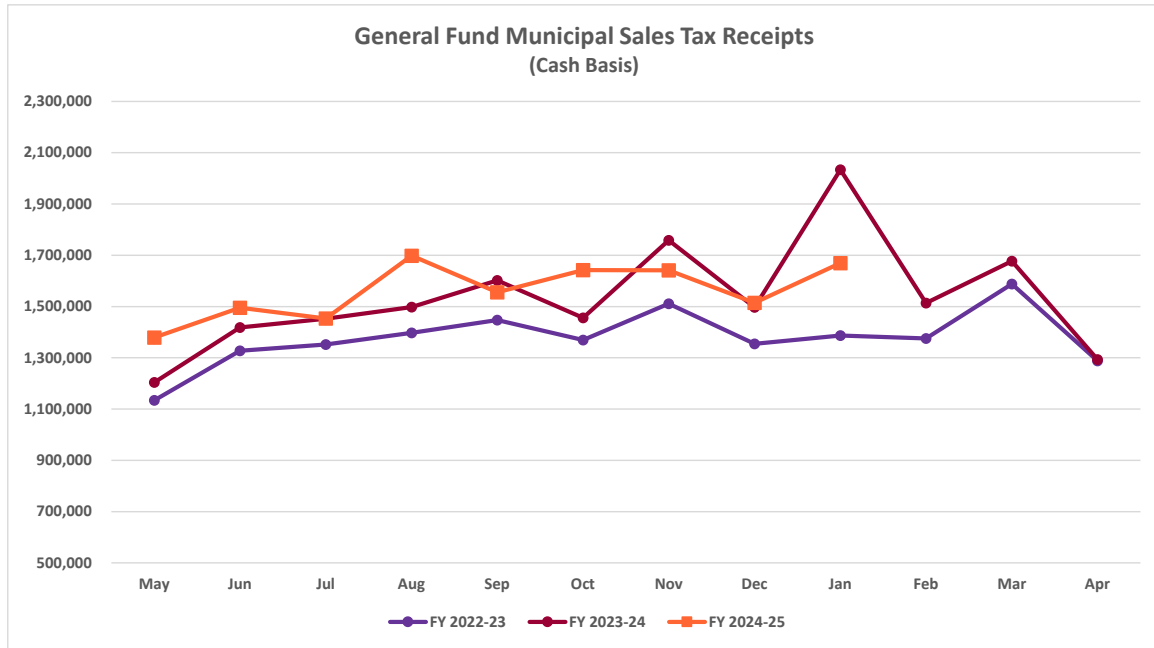
City of St. Charles
Monthly Financial Report / General Fund Revenue
Municipal 1% Sales Tax Revenue

FY 2024-25 Budget:

\$ 18,963,800

Percentage of General Fund Revenues:

28.8%



Liability	Disbursement	Actual FY 2022-23	Actual FY 2023-24	Percent Change	Actual FY 2024-25	Percent Change	Budget FY 2024-25	Budget Variance	Percent Variance
February	May	1,133,874	1,203,717	6.2%	1,379,042	14.6%	1,224,065	154,977	12.7%
March	June	1,327,445	1,418,136	6.8%	1,495,403	5.4%	1,445,977	49,426	3.4%
April	July	1,351,542	1,452,005	7.4%	1,452,893	0.1%	1,481,029	(28,136)	-1.9%
May	August	1,396,924	1,498,175	7.2%	1,698,358	13.4%	1,491,985	206,373	13.8%
June	September	1,447,582	1,601,642	10.6%	1,555,582	-2.9%	1,597,024	(41,442)	-2.6%
July	October	1,369,152	1,455,684	6.3%	1,642,196	12.8%	1,473,651	168,545	11.4%
August	November	1,510,600	1,758,497	16.4%	1,641,498	-6.7%	1,615,401	26,097	1.6%
September	December	1,354,112	1,496,776	10.5%	1,514,659	1.2%	1,520,690	(6,031)	-0.4%
October	January	1,386,959	2,033,685	46.6%	1,669,593	-17.9%	1,986,413	(316,820)	-15.9%
November	February	1,375,770	1,513,968	10.0%			2,191,569		
December	March	1,587,911	1,677,476	5.6%			1,597,961		
January	April	1,287,941	1,292,858	0.4%			1,338,035		
	Total	16,529,812	18,402,620		14,049,223		18,963,800		

Note - The amounts above include the sales tax revenue pledged to pay the principal and interest due on the Series 2016 Senior Lien Limited Sales Tax Revenue Refunding Bonds.

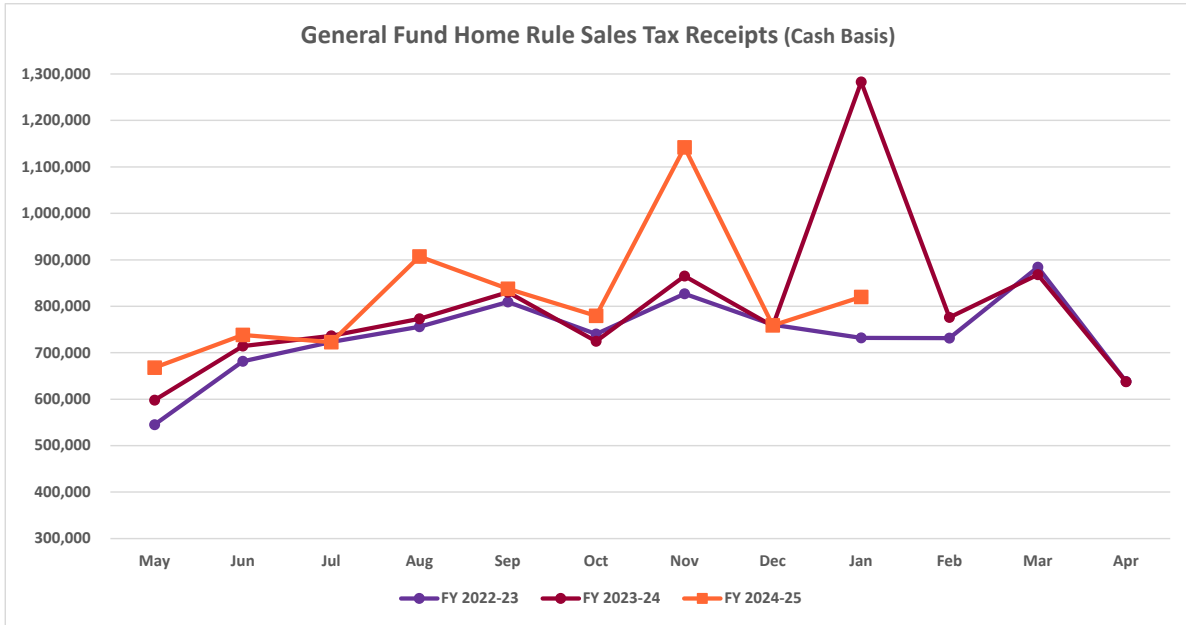
City of St. Charles
Monthly Financial Report / General Fund Revenue
Home Rule 1% Sales Tax Revenue

FY 2024-25 Budget:

\$ 9,572,900

Percentage of General Fund Revenues:

14.6%



<u>Liabilitv</u>	<u>Disbursement</u>	Actual	Actual	Percent Change	Actual	Percent	Budget	Budget	Percent
		FY 2022-23	FY 2023-24		FY 2024-25	Change	FY 2024-25	Variance	Variance
February	May	545,244	597,974	9.7%	667,945	11.7%	586,098	81,847	14.0%
March	June	681,414	714,443	4.8%	738,350	3.3%	701,941	36,409	5.2%
April	July	722,991	736,280	1.8%	722,868	-1.8%	723,660	(792)	-0.1%
May	August	755,994	772,924	2.2%	907,196	17.4%	739,702	167,494	22.6%
June	September	809,045	830,076	2.6%	837,638	0.9%	796,370	41,268	5.2%
July	October	740,120	724,392	-2.1%	779,182	7.6%	696,571	82,611	11.9%
August	November	826,723	864,991	4.6%	1,142,001	32.0%	851,904	290,097	34.1%
September	December	760,256	757,388	-0.4%	758,918	0.2%	921,177	(162,259)	-17.6%
October	January	732,102	1,282,893	75.2%	819,998	-36.1%	927,074	(107,076)	-11.5%
November	February	731,621	775,852	6.0%			1,204,213		
December	March	884,170	867,765	-1.9%			790,245		
January	April	638,203	637,374	-0.1%			633,945		
	Total	8,827,883	9,562,353		7,374,096		9,572,900		

Notes:

The 1% home rule sales tax revenue is not applicable to sales of food prepared for immediate consumption, drugs and titled vehicles.

The amounts above include the sales tax revenue pledged to pay the principal and interest due on the Series 2016 Senior Lien Limited Sales Tax Revenue Refunding Bonds.

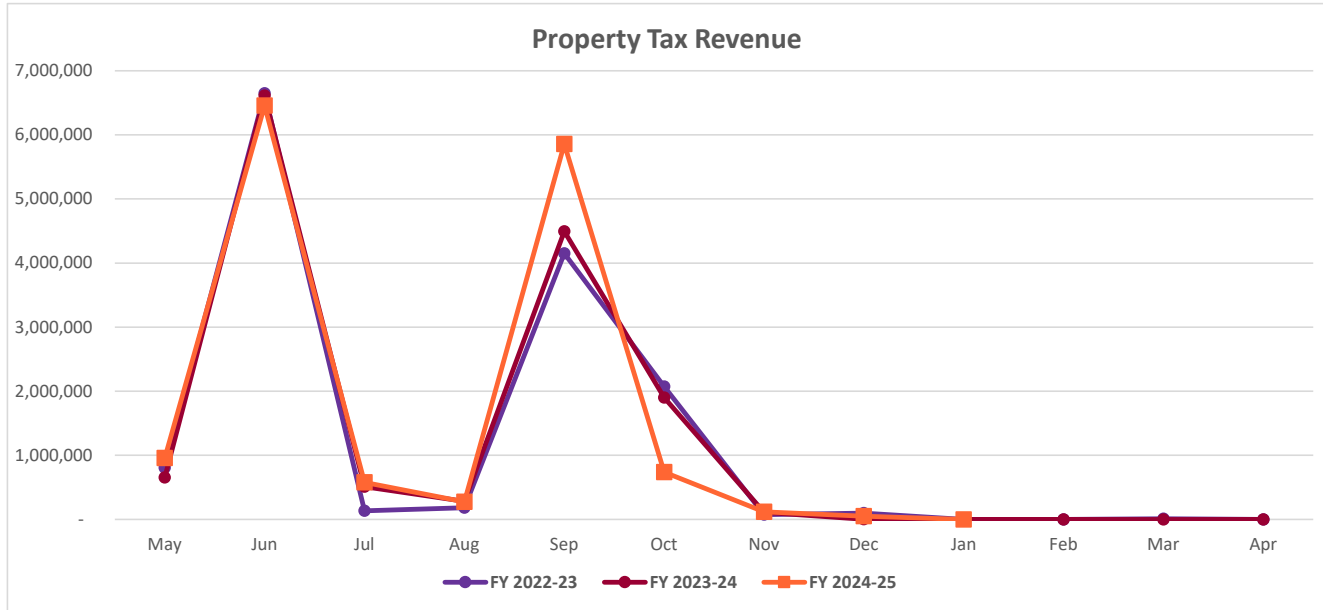
City of St. Charles
Monthly Financial Report / General Fund Revenue
Property Taxes

FY 2024-25 Budget:

\$ 15,049,943

Percentage of General Fund Revenues:

22.9%



Disbursement	Actual FY 2022-23	Actual FY 2023-24	Percent Change	Actual FY 2024-25	Percent Change	Budget FY 2024-25	Budget Variance	Percent Variance
May	805,400	654,988	-18.7%	956,928	46.1%	677,130	279,798	41.3%
June	6,646,309	6,611,985	-0.5%	6,457,516	-2.3%	6,836,974	(379,458)	-5.6%
July	132,928	507,889	282.1%	578,495	13.9%	524,897	53,598	10.2%
August	183,783	281,190	53.0%	273,877	-2.6%	290,716	(16,839)	-5.8%
September	4,148,327	4,494,281	8.3%	5,857,652	30.3%	5,567,233	290,419	5.2%
October	2,072,622	1,898,613	-8.4%	735,812	-61.2%	1,035,514	(299,702)	-28.9%
November	72,733	111,091	52.7%	116,075	4.5%	114,900	1,175	1.0%
December	99,240	2,489	100.0%	51,948	1987.1%	2,579	49,369	1914.3%
January	-	-	0.0%	-	#DIV/0!	-	-	#DIV/0!
February	-	-	0.0%	-		-	-	
March	11,794	16	100.0%	-		-	-	
April	-	-	0.0%	-		-	-	
	14,173,136	14,562,542		15,028,303		15,049,943	(21,640)	

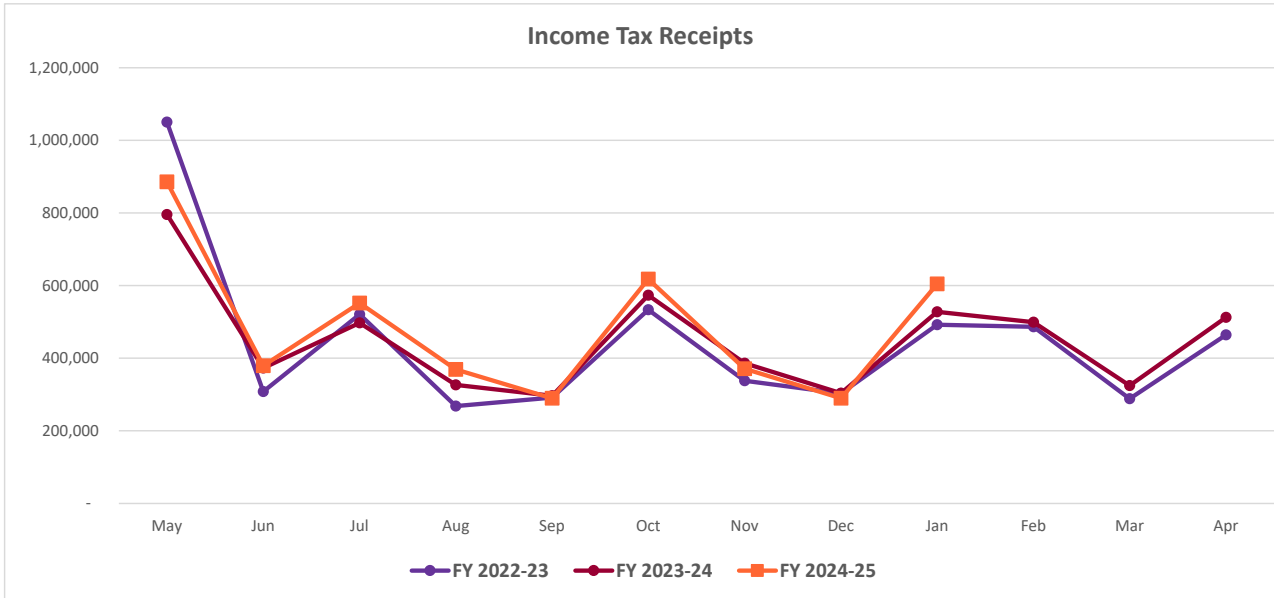
City of St. Charles
Monthly Financial Report / General Fund Revenue
State Shared Income Tax Revenue

FY 2024-25 Budget:

\$ 5,700,000

Percentage of General Fund Revenues:

8.7%

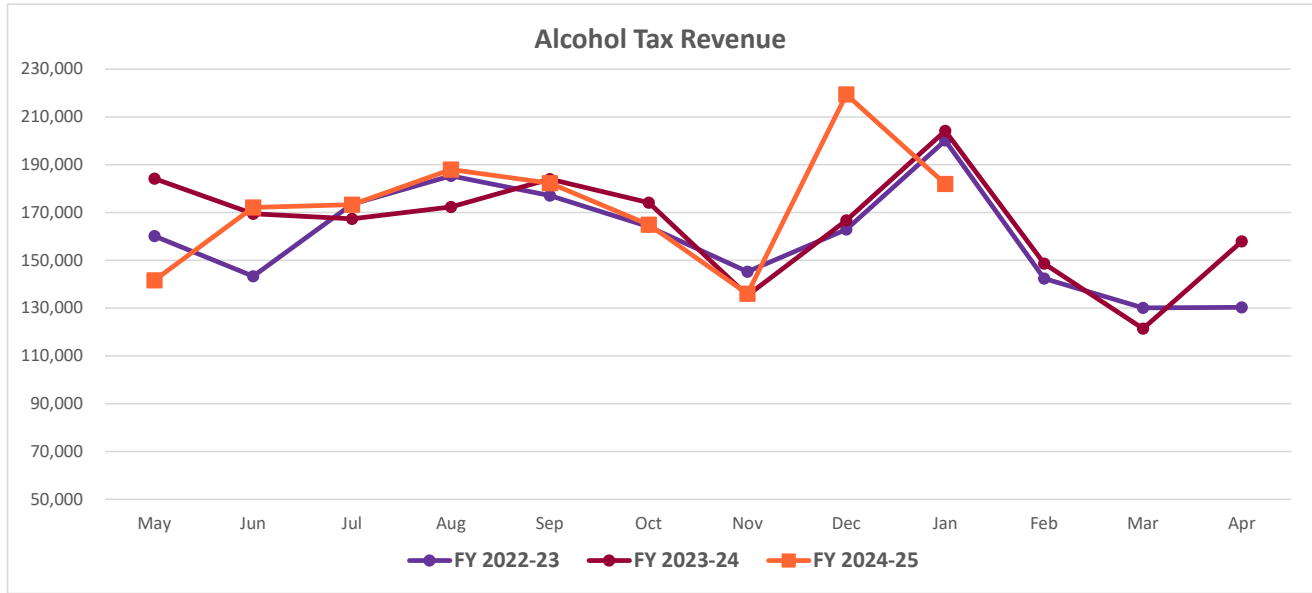


<u>Disbursement</u>	<u>Actual</u> <u>FY 2022-23</u>	<u>Actual</u> <u>FY 2023-24</u>	<u>Percent</u> <u>Change</u>	<u>Actual</u> <u>FY 2024-25</u>	<u>Percent</u> <u>Change</u>	<u>Budget</u> <u>FY 2024-25</u>	<u>Budget</u> <u>Variance</u>	<u>Percent</u> <u>Variance</u>
May	1,050,063	795,772	-24.2%	885,285	11.2%	875,000	10,285	1.2%
June	308,462	373,143	21.0%	379,419	1.7%	375,000	4,419	1.2%
July	520,737	497,140	-4.5%	551,979	11.0%	475,000	76,979	16.2%
August	268,209	326,739	21.8%	368,809	12.9%	375,000	(6,191)	-1.7%
September	291,471	296,567	1.7%	289,533	-2.4%	375,000	(85,467)	-22.8%
October	533,624	573,264	7.4%	618,261	7.8%	525,000	93,261	17.8%
November	337,909	386,147	14.3%	371,143	-3.9%	475,000	(103,857)	-21.9%
December	303,185	303,390	0.1%	289,720	-4.5%	425,000	(135,280)	-31.8%
January	492,345	527,624	7.2%	604,523	14.6%	375,000	229,523	61.2%
February	486,811	499,248	2.6%			475,000		
March	288,320	324,493	12.5%			475,000		
April	464,039	512,314	10.4%			475,000		
	5,345,175	5,415,841		4,358,672		5,700,000	83,672	

City of St. Charles
Monthly Financial Report / General Fund Revenue
3% Local Alcohol Tax

FY 2024-25 Budget: \$ 2,150,000

Percentage of General Fund Revenues: 3.3%



<u>Liability Period</u>	<u>Actual FY 2022-23</u>	<u>Actual FY 2023-24</u>	<u>Percent Change</u>	<u>Actual FY 2024-25</u>	<u>Percent Change</u>	<u>Budget FY 2024-25</u>	<u>Budget Variance</u>	<u>Percent Variance</u>
May	160,178	184,227	15.0%	141,637	-23.1%	179,000	(37,363)	-20.9%
June	143,384	169,452	18.2%	172,105	1.6%	179,000	(6,895)	-3.9%
July	173,516	167,393	-3.5%	173,311	3.5%	179,000	(5,689)	-3.2%
August	185,337	172,346	-7.0%	187,972	9.1%	179,000	8,972	5.0%
September	177,052	183,970	3.9%	182,301	-0.9%	179,000	3,301	1.8%
October	164,086	174,144	6.1%	164,904	-5.3%	179,000	(14,096)	-7.9%
November	145,258	135,332	-6.8%	136,016	0.5%	179,000	(42,984)	-24.0%
December	162,908	166,720	2.3%	219,375	31.6%	181,000	38,375	21.2%
January	200,113	204,164	2.0%	181,937	-10.9%	179,000	2,937	1.6%
February	142,345	148,585	4.4%			179,000		
March	130,108	121,410	-6.7%			179,000		
April	130,339	157,987	21.2%			179,000		
	1,914,624	1,985,730		1,559,558		2,150,000	(53,442)	

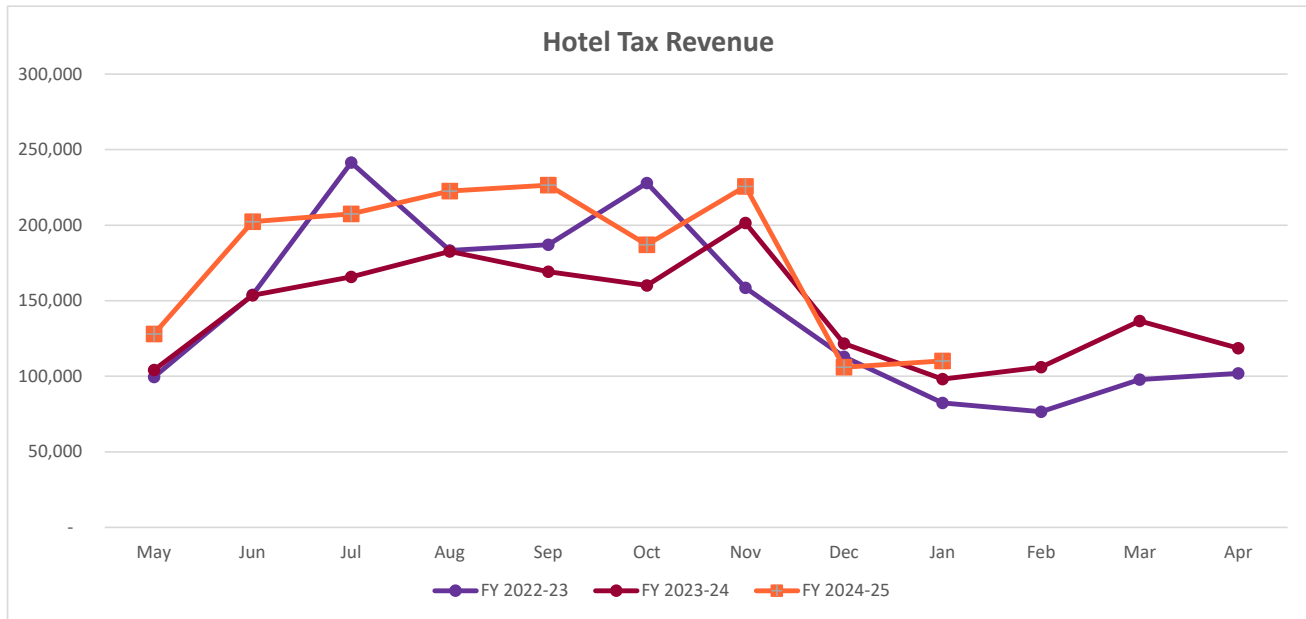
City of St. Charles
Monthly Financial Report / General Fund Revenue
6% Local Hotel Tax

FY 2024-25 Budget:

\$ 1,850,000

Percentage of General Fund Revenues:

2.8%



Disbursement	Actual FY 2022-23	Actual FY 2023-24	Percent Change	Actual FY 2024-25	Percent Change	Budget FY 2024-25	Budget Variance	Percent Variance
May	99,596	104,085	4.5%	128,005	23.0%	154,000	(25,995)	-16.9%
June	154,015	153,539	-0.3%	202,386	31.8%	154,000	48,386	31.4%
July	241,433	165,732	-31.4%	207,558	25.2%	154,000	53,558	34.8%
August	183,344	182,551	-0.4%	222,558	21.9%	154,000	68,558	44.5%
September	187,037	169,256	-9.5%	226,490	33.8%	154,000	72,490	47.1%
October	227,867	160,046	-29.8%	187,016	16.9%	154,000	33,016	21.4%
November	158,647	201,449	27.0%	225,680	12.0%	155,000	70,680	45.6%
December	112,933	121,608	7.7%	105,986	-12.8%	155,000	(49,014)	-31.6%
January	82,301	98,120	19.2%	110,110	12.2%	154,000	(43,890)	-28.5%
February	76,543	106,130	38.7%			154,000		
March	97,736	136,536	39.7%			154,000		
April	101,953	118,556	16.3%			154,000		
	1,723,405	1,717,608		1,615,789		1,850,000	227,789	

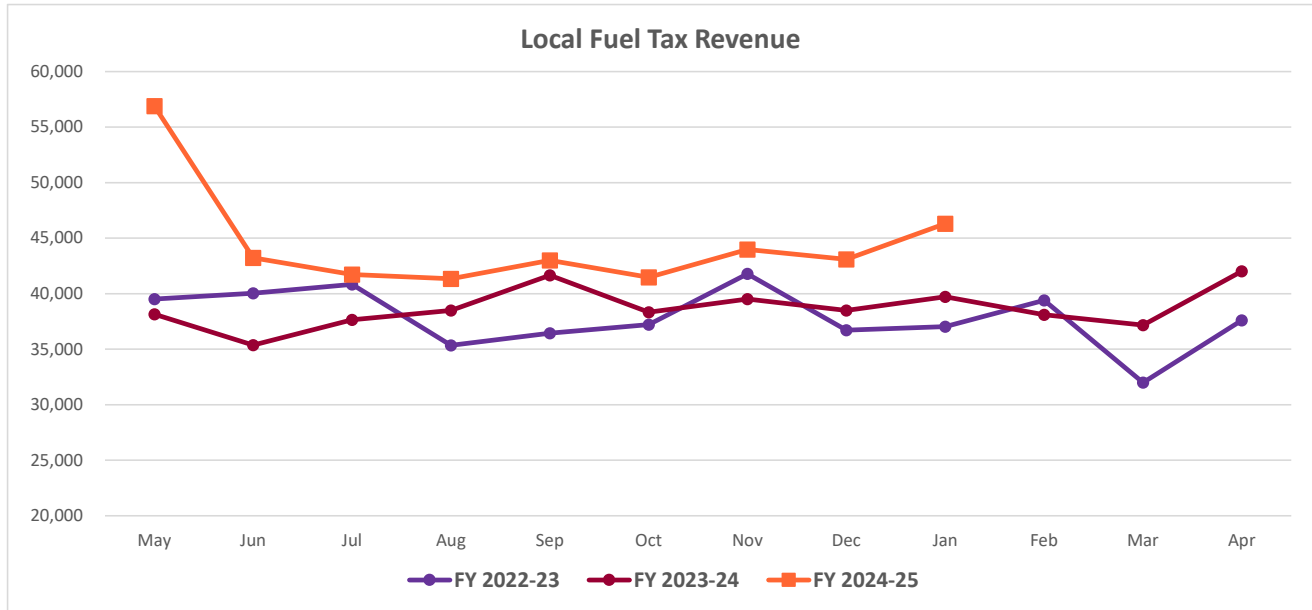
City of St. Charles
Monthly Financial Report / General Fund Revenue
\$0.02 Local Fuel Tax Revenue

FY 2024-25 Budget:

\$ 475,000

Percentage of General Fund Revenues:

0.7%



<u>Liability Period</u>	<u>Actual FY 2022-23</u>	<u>Actual FY 2023-24</u>	<u>Percent Change</u>	<u>Actual FY 2024-25</u>	<u>Percent Change</u>	<u>Budget FY 2024-25</u>	<u>Budget Variance</u>	<u>Percent Variance</u>
May	39,516	38,141	-3.5%	56,892	49.2%	39,580	17,312	43.7%
June	40,031	35,369	-11.6%	43,224	22.2%	39,580	3,644	9.2%
July	40,835	37,644	-7.8%	41,717	10.8%	39,580	2,137	5.4%
August	35,358	38,486	8.8%	41,344	7.4%	39,600	1,744	4.4%
September	36,449	41,665	14.3%	43,009	3.2%	39,600	3,409	8.6%
October	37,223	38,331	3.0%	41,483	8.2%	39,580	1,903	4.8%
November	41,784	39,523	-5.4%	43,981	11.3%	39,580	4,401	11.1%
December	36,714	38,492	4.8%	43,087	11.9%	39,580	3,507	8.9%
January	37,031	39,731	7.3%	46,313	16.6%	39,580	6,733	17.0%
February	39,400	38,105	-3.3%			39,580		
March	31,992	37,167	16.2%			39,580		
April	37,611	42,021	11.7%			39,580		
	453,944	464,675		401,050		475,000	44,790	

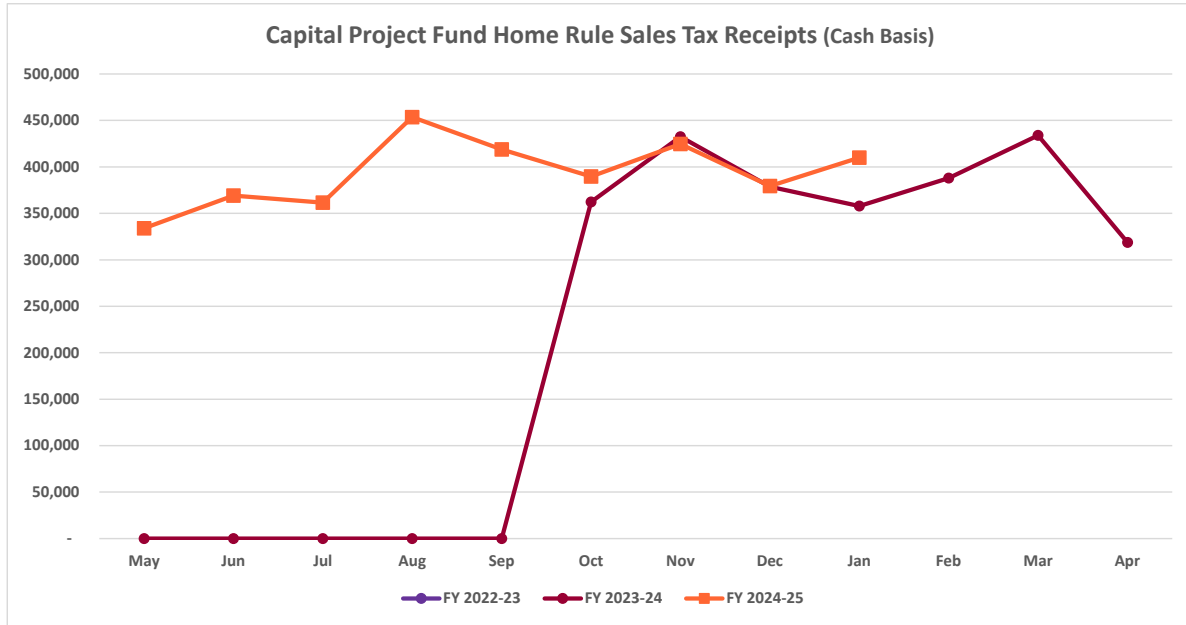
City of St. Charles
Monthly Financial Report / Capital Fund Revenue
Home Rule 0.5% Sales Tax Revenue (Dedicated Capital Portion)

FY 2024-25 Budget:

\$ 4,800,000

Percentage of Capital Fund Revenues:

53.8%

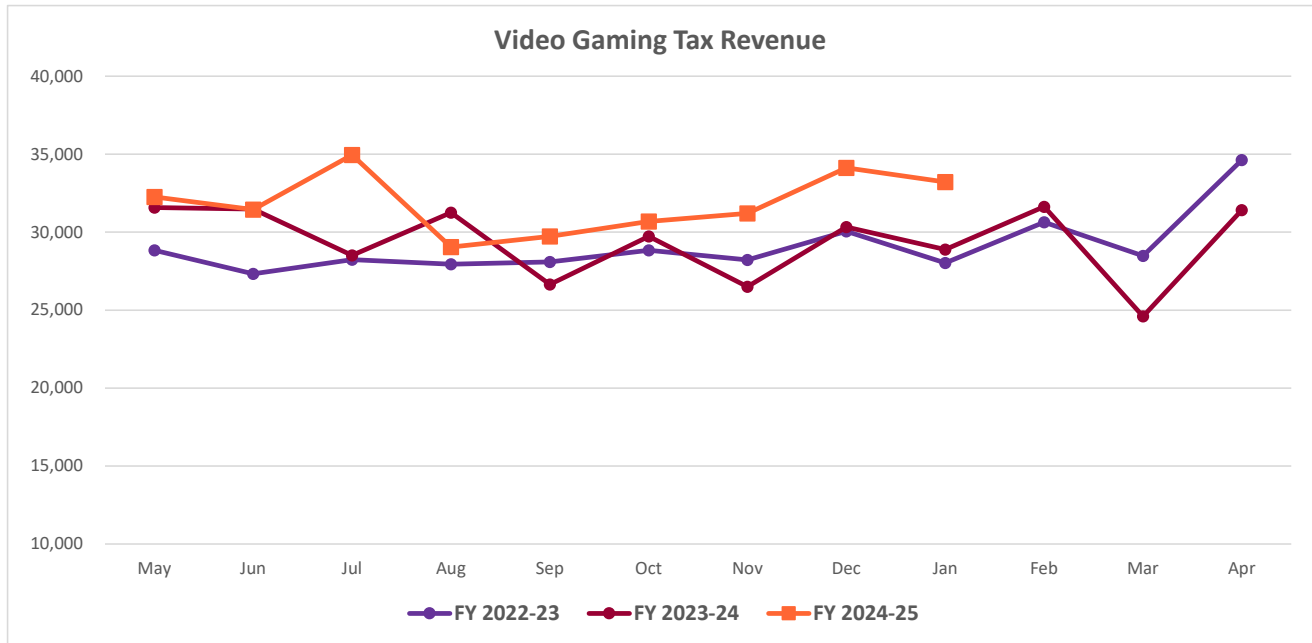


<u>Liability</u>	<u>Disbursement</u>	Actual FY 2022-23	Actual FY 2023-24	Percent Change	Actual FY 2024-25	Percent Change	Budget FY 2024-25	Budget Variance	Percent Variance
February	May		-	N/A	333,972	N/A	400,000	(66,028)	-16.5%
March	June		-	N/A	369,175	N/A	400,000	(30,825)	-7.7%
April	July		-	N/A	361,434	N/A	400,000	(38,566)	-9.6%
May	August		-	N/A	453,598	N/A	400,000	53,598	13.4%
June	September		-	N/A	418,819	N/A	400,000	18,819	4.7%
July	October		362,196	N/A	389,591	7.6%	400,000	(10,409)	-2.6%
August	November		432,496	N/A	424,526	-1.8%	400,000	24,526	6.1%
September	December		378,694	N/A	379,459	0.2%	400,000	(20,541)	-5.1%
October	January		357,933	N/A	409,999	14.5%	400,000	9,999	2.5%
November	February		387,926	N/A			400,000		
December	March		433,883	N/A			400,000		
January	April		318,687	N/A			400,000		
Total		-	2,671,815		3,540,573		4,800,000	(59,427)	

Notes:

Effective July 1, 2023, the City's local home rule sales tax was increased from 1.0% to 1.5%. The revenue generated by this increase is being recorded in the Capital Improvements Fund. Council formally committed these revenues to funding the City's road and pedestrian network system, including but not limited to right-of-way improvements and related infrastructure.

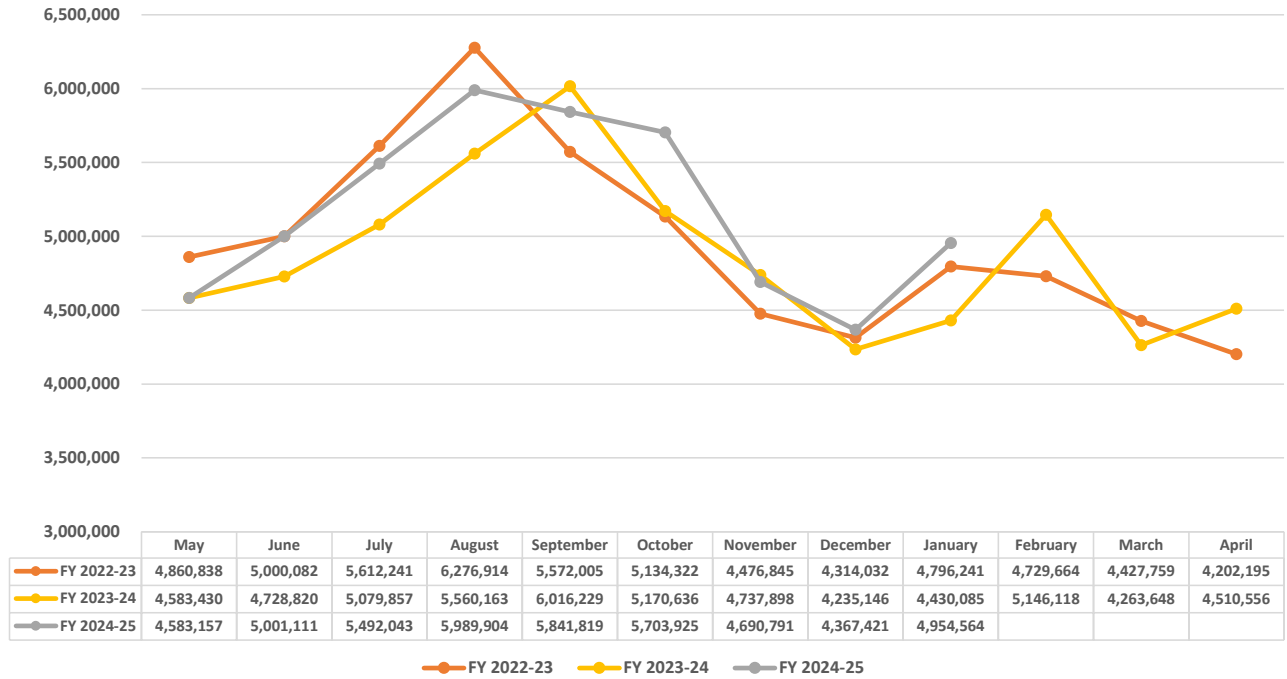
City of St. Charles
Monthly Financial Report / Capital Fund Revenue
Video Gaming Tax Revenue



<u>Liability Period</u>	<u>Actual FY 2022-23</u>	<u>Actual FY 2023-24</u>	<u>Percent Change</u>	<u>Actual FY 2024-25</u>	<u>Percent Change</u>	<u>Budget FY 2024-25</u>	<u>Budget Variance</u>	<u>Percent Variance</u>
May	28,833	31,574	9.5%	32,265	2.2%	30,000	2,265	7.6%
June	27,327	31,481	100.0%	31,447	-0.1%	30,000	1,447	4.8%
July	28,238	28,511	100.0%	34,952	22.6%	30,000	4,952	16.5%
August	27,944	31,249	100.0%	29,043	-7.1%	30,000	(957)	-3.2%
September	28,086	26,648	-5.1%	29,728	11.6%	30,000	(272)	-0.9%
October	28,840	29,724	3.1%	30,693	3.3%	30,000	693	2.3%
November	28,223	26,506	-6.1%	31,198	17.7%	30,000	1,198	4.0%
December	30,054	30,327	0.9%	34,121	12.5%	30,000	4,121	13.7%
January	28,033	28,879	3.0%	33,211	15.0%	30,000	3,211	10.7%
February	30,640	31,634	100.0%			30,000		
March	28,480	24,598	-13.6%			30,000		
April	34,625	31,413	-9.3%			30,000		
	349,323	352,544		286,658		360,000	16,658	

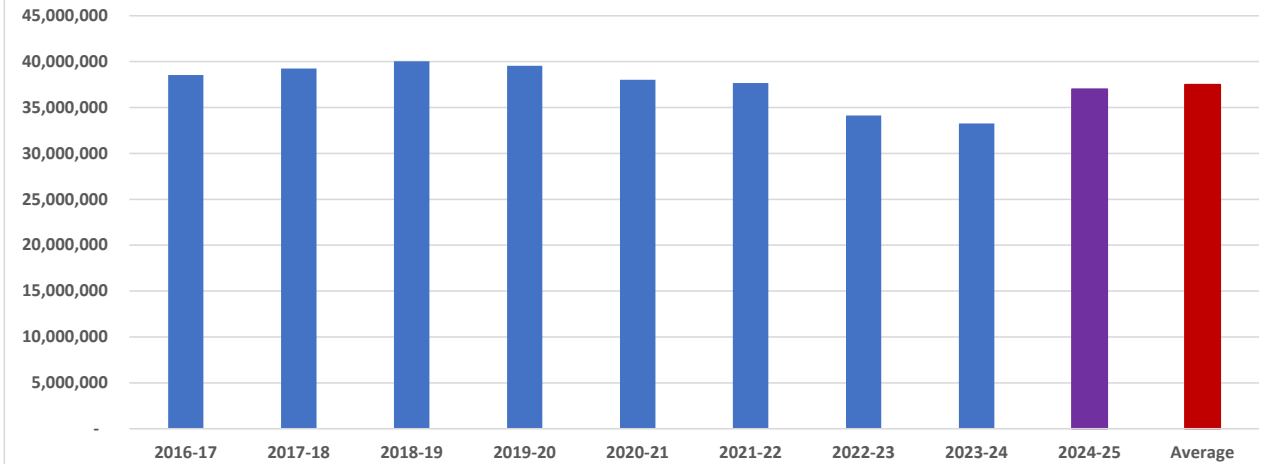
City of St. Charles
Monthly Financial Report / Summary
Electric User Charges and Consumption

Electric Fund User Chargers



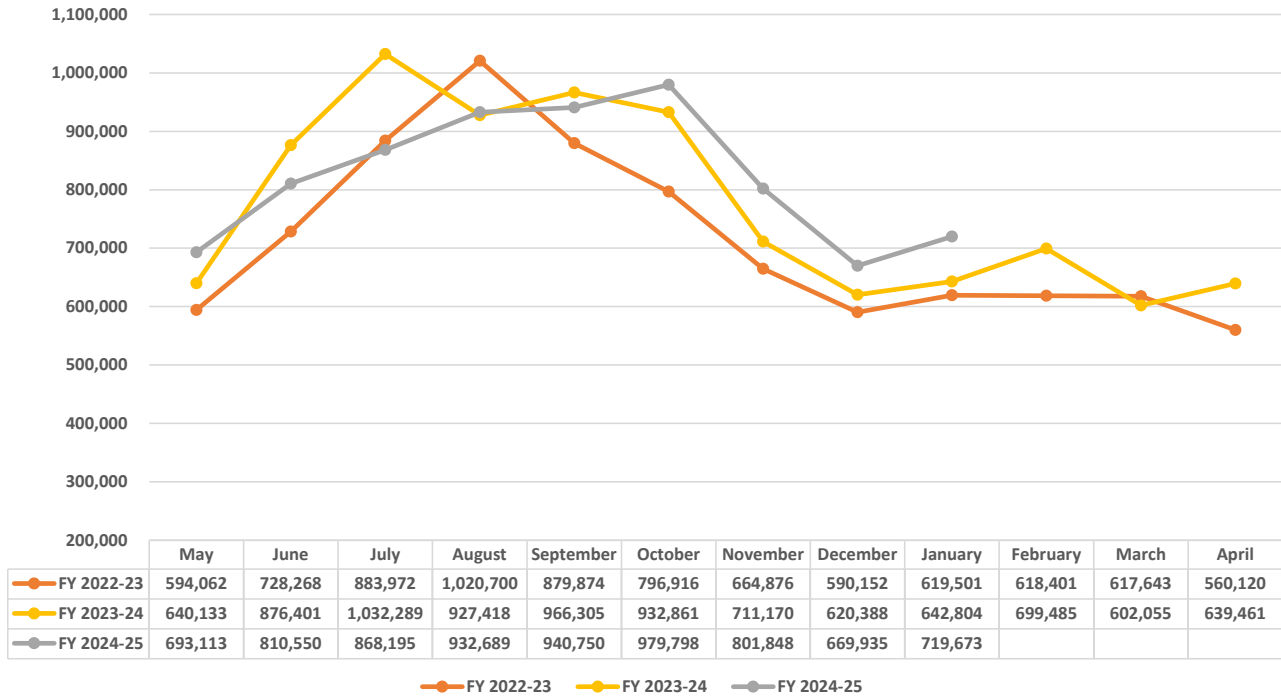
Electric Consumption for Month of: January 2025

Kilowatt Hours Consumption

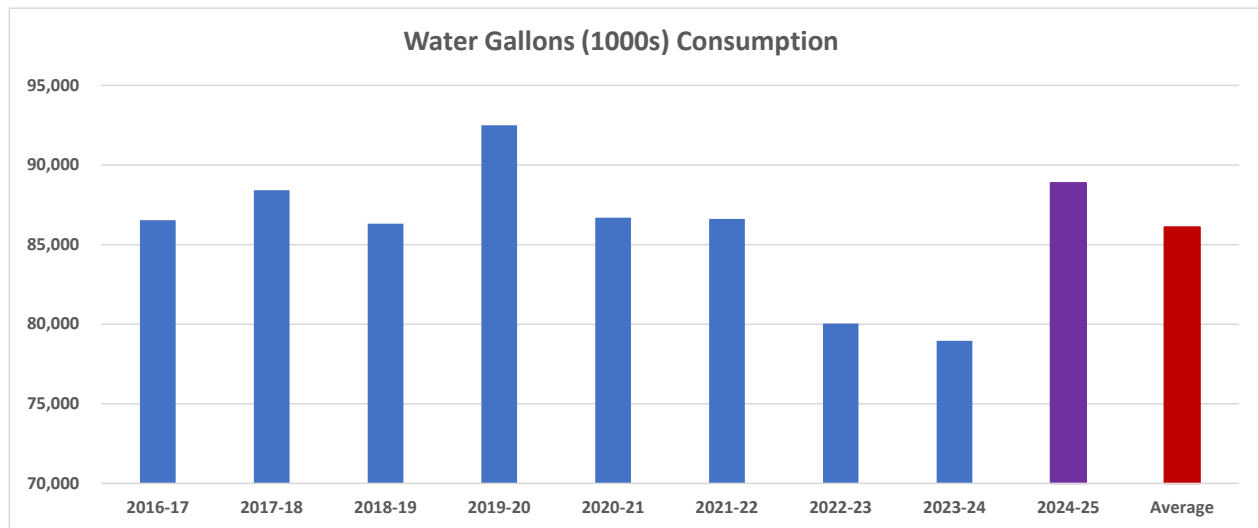


City of St. Charles
Monthly Financial Report / Summary
Water Fund User Charges and Consumption

Water Fund User Chargers

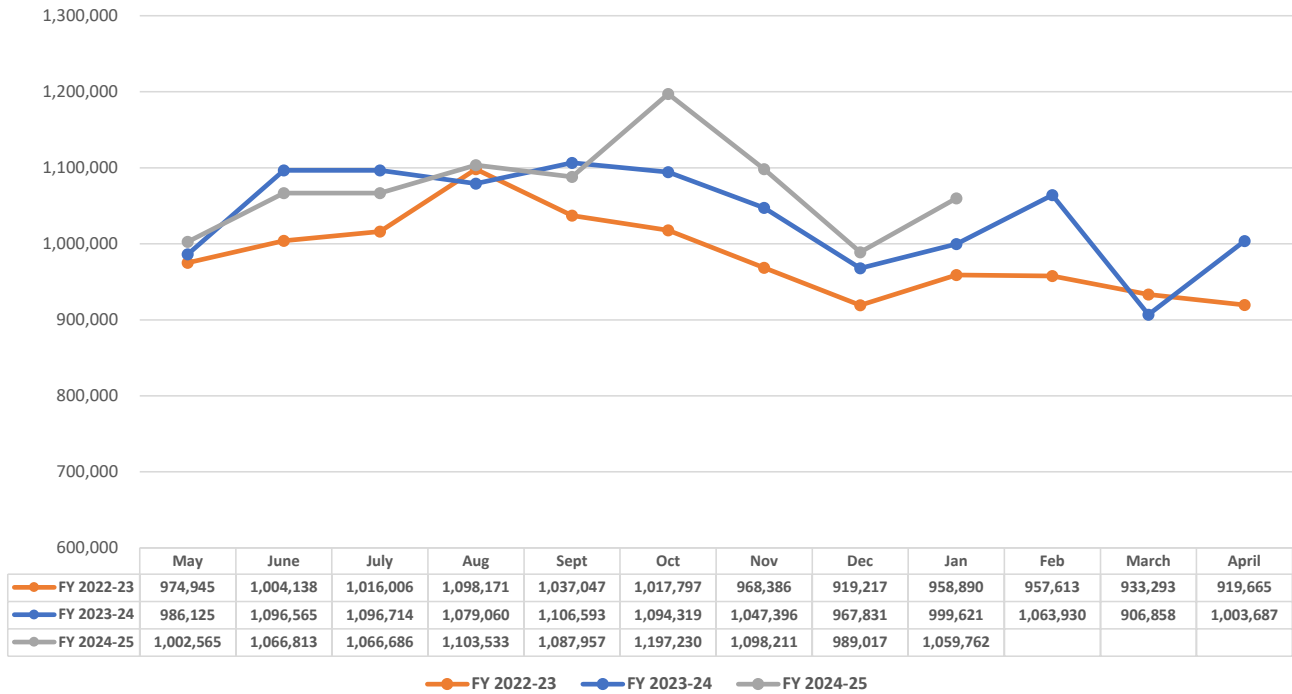


Water Consumption for Month of: January 2025



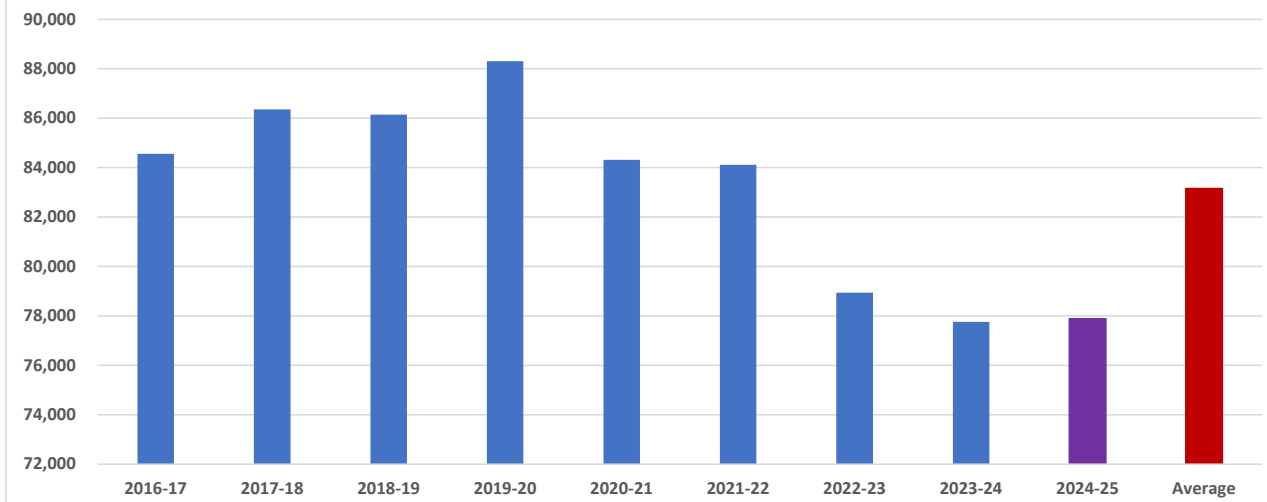
City of St. Charles
Monthly Financial Report / Summary
Wastewater Fund User Charges and Consumption

Wastewater Fund User Chargers



Wastewater Consumption for Month of: January 2025

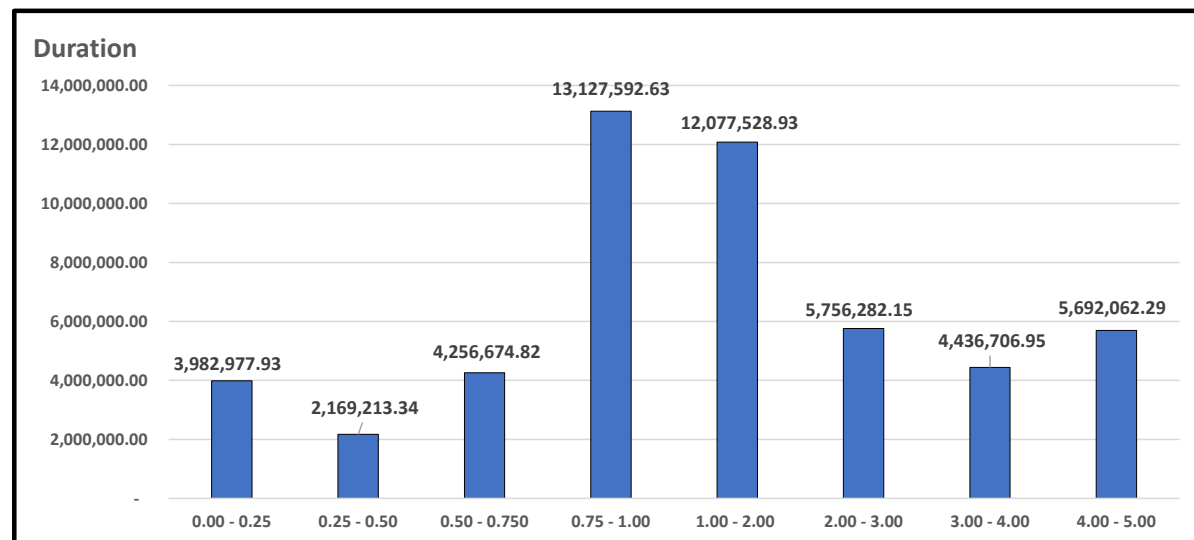
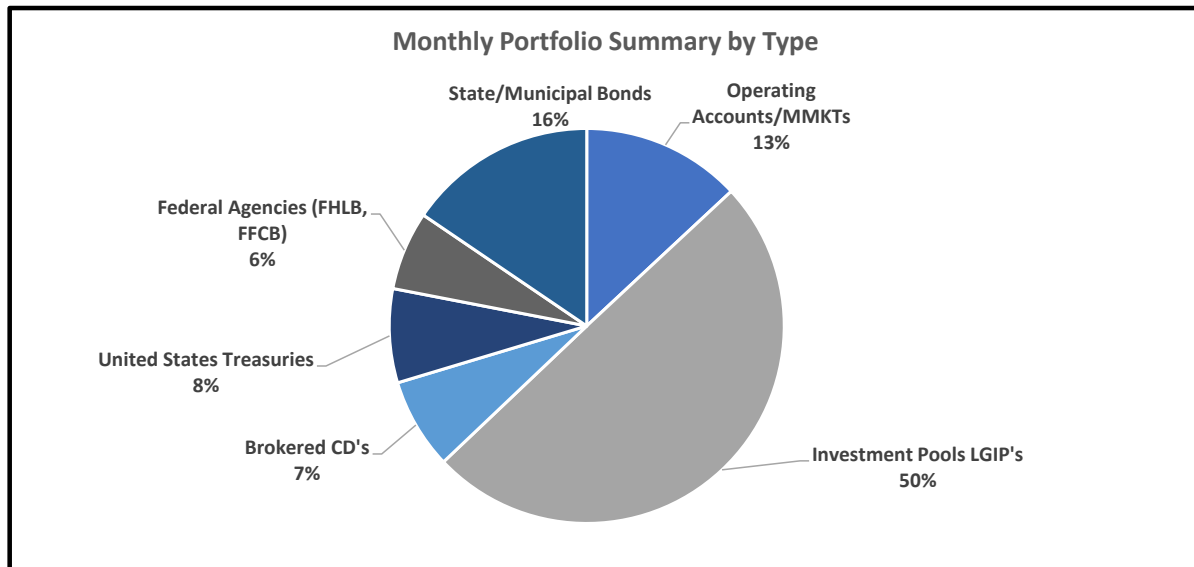
Wastewater Consumption




City of St. Charles
Monthly Investment Summary
January 31, 2025

Total Portfolio Size:	128,547,615.32			
Fixed Income Portfolio:	47,671,863.75	37.1%	Percent of Total	
Fixed Income Yield:	4.34%		End of Month 6 Month Treasury:	4.28%
Fixed Income Avg Duration:	1.855 Years		Fixed Income Avg Credit Rating:	AA/Aa2/AA

<u>Category</u>	<u>Amount</u>	<u>Percent</u>
Operating Accounts/MMKTs	16,790,239.11	13.1%
Investment Pools LGIP's	64,085,512.46	49.9%
Brokered CD's	9,560,554.80	7.4%
United States Treasuries	9,883,236.50	7.7%
Federal Agencies (FHLB, FFCB)	8,296,312.50	6.5%
State/Municipal Bonds	19,931,759.95	15.5%
	<u>128,547,615.32</u>	-



	AGENDA ITEM EXECUTIVE SUMMARY		Agenda Item number: IIA
	Title:	Motion to approve a Resolution Authorizing Publication and Sale of the 2025 City of St. Charles Official Zoning Map	
	Presenter:	Russell Colby, Community Development Director	
Meeting: City Council Date: March 3, 2025			
Proposed Cost: N/A		Budgeted Amount: N/A	Not Budgeted: <input type="checkbox"/>
TIF District: None			
Executive Summary (if not budgeted, please explain): This is the annual publication of the Zoning Map, as required by State statute.			
Attachments (please list): Resolution, Updated Zoning Map			
Recommendation/Suggested Action (briefly explain): Motion to approve a Resolution Authorizing Publication and Sale of the 2025 City of St. Charles Official Zoning Map			

City of St. Charles, Illinois
Resolution No. 2025 - _____

**A Resolution Authorizing Publication and Sale of the 2025
City of St. Charles Official Zoning Map**

**Presented & Passed by the
City Council on _____**

BE IT RESOLVED by the City Council of the City of St. Charles, Kane and DuPage Counties, Illinois as follows:

1. Pursuant to 65 ILCS Section 5/11-13-19 entitled “Official Zoning Map Publication”, the City Council hereby authorizes the publication of the official zoning map entitled “Official Zoning Map” dated February 25, 2025; and

2. That public notice of the publication of said Official Zoning Map shall be published in the Daily Herald newspaper no later than March 31, 2025; and

3. That copies of said Official Zoning Map be made available for public inspection and sale.

PRESENTED to the City Council of the City of St. Charles, Kane and DuPage Counties, Illinois, this 3rd day of March, 2025.

PASSED by the City Council of the City of St. Charles, Kane and DuPage Counties, Illinois, this 3rd day of March, 2025.

APPROVED by the Mayor of the City of St. Charles, Kane and DuPage Counties, Illinois, this 3rd day of March, 2025.

Lora A. Vitek, Mayor

Attest:

Nancy Garrison, City Clerk

Voice Vote:

Ayes:

Nays:

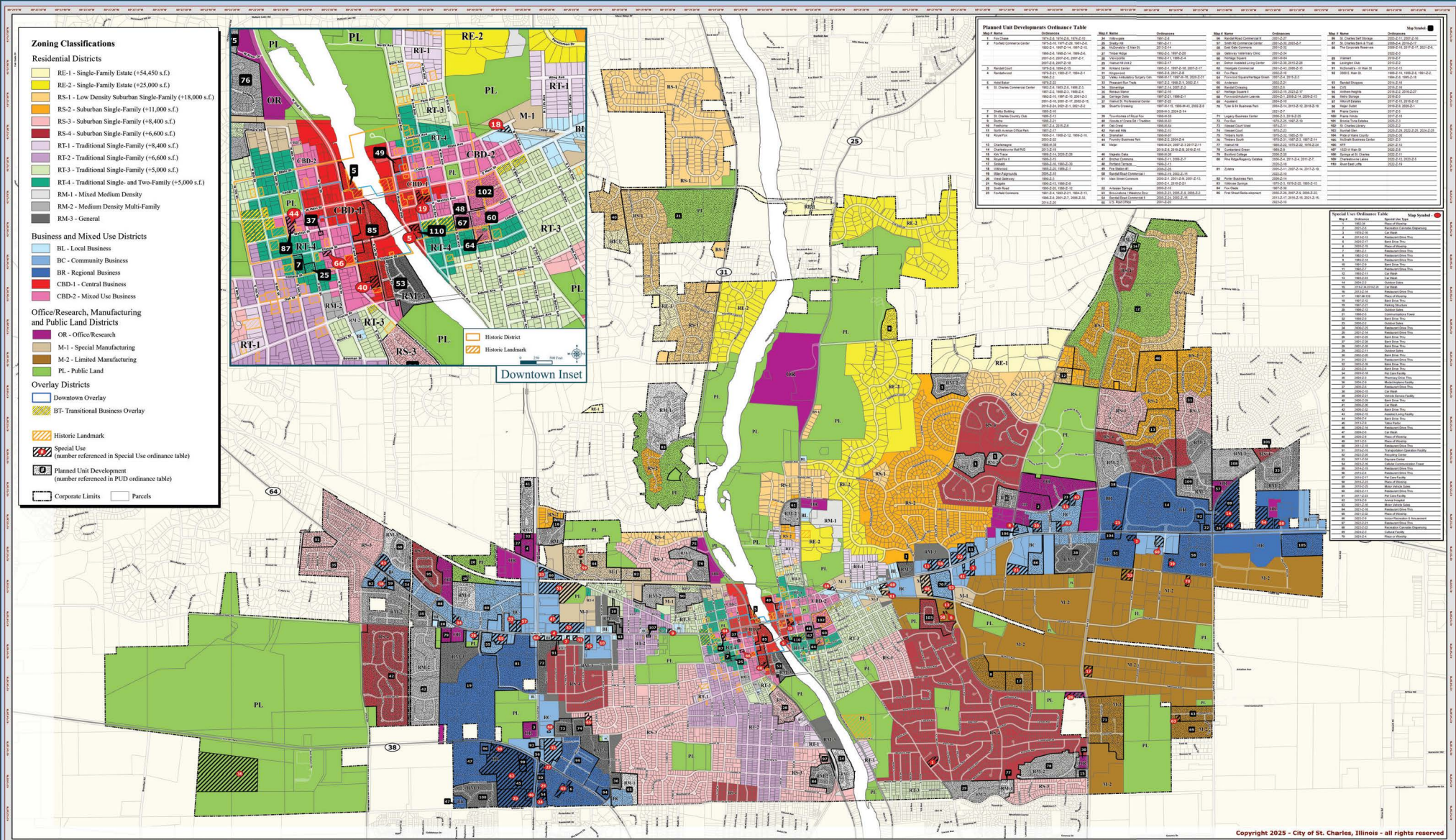
Absent:

Abstain:

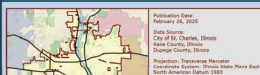


Official Zoning Map

Two East Main Street St. Charles, IL 60174-1984
Phone: 630-377-4400 Fax: 630-377-4440 - www.stcharlesil.gov



Copyright 2025 - City of St. Charles, Illinois - all rights reserved



A horizontal scale bar with tick marks at 0, 0.25, 0.5, and 1. The unit 'Miles' is written at the right end of the bar.

PUBLISHED BY AUTHORITY OF THE
CITY COUNCIL OF THE CITY OF
ST. CHARLES, ILLINOIS 60174

This map is part of the St. Charles Zoning Ordinance as amended. The information represented may contain proprietary and confidential property of the City of St. Charles, Illinois. Under United States Copyright protection laws you may not use, reproduce, or distribute any portion of this document without prior written permission. To obtain written permission please contact the City of St. Charles at Two Cass Main Street, St. Charles, IL 60174.

MINUTES
THE CITY OF ST. CHARLES
GOVERNMENT OPERATIONS COMMITTEE
ALD. STEVE WEBER, CHAIR
TUESDAY, FEBRUARY 18, 2025
IMMEDIATELY FOLLOWING THE CITY COUNCIL MEETING
CITY COUNCIL CHAMBERS – 2 EAST MAIN STREET

1. Call to Order

The meeting was called to order by Chair Weber at 7:17 pm.

2. Roll Call

Present: Ald. Silkaitis, Ald. Foulkes, Ald. Bongard, Ald. Muenz, Ald. Lencioni, Ald. Gehm, Ald. Pietryla (via phone call), Ald. Wirball, Ald. Bessner. **Absent:** None.

3. Administrative - None

4. Omnibus Vote

Items with an asterisk (*) are considered to be routine matters and will be enacted by one motion. There will be no separate discussion on these items unless a council member/citizen so requests, in which event the item will be removed from the consent agenda and considered in normal sequence on the agenda.

Motion by Ald. Lencioni, second by Ald. Gehm to approve the Omnibus items.

Voice Vote: Ayes: Ald. Silkaitis, Ald. Foulkes, Ald. Bongard, Ald. Muenz, Ald. Lencioni, Ald. Gehm, Ald. Pietryla, Ald. Wirball, Ald. Bessner. Nays: None. Absent: None. Ald. Weber did not vote as Chair. **Motion carried.**

5. Finance Department

*a. Budget Revisions – January 2025

Motion by Ald. Lencioni, second by Ald. Gehm to approve the Omnibus items.

Voice Vote: Ayes: Ald. Silkaitis, Ald. Foulkes, Ald. Bongard, Ald. Muenz, Ald. Lencioni, Ald. Gehm, Ald. Pietryla, Ald. Wirball, Ald. Bessner. Nays: None. Absent: None. Ald. Weber did not vote as Chair. **Motion carried.**

6. Public Comment – None

7. Additional Items from Mayor, Council or Staff – None

8. Executive Session

Motion by Ald. Bongard, second by Ald. Foulkes to enter Executive Session at 7:19 pm for discussion regarding Personnel –5 ILCS 120/2(c)(1).

The regular session was reconvened at 7:48 pm.

9. Adjournment

Motion by Ald. Wirball, second by Ald. Lencioni to adjourn the meeting at 7:48 pm.

Voice Vote: Ayes: Ald. Silkaitis, Ald. Foulkes, Ald. Bongard, Ald. Muenz, Ald. Lencioni, Ald. Gehm, Ald. Pietryla, Ald. Wirball, Ald. Bessner. Nays: None. Absent: None.

Ald. Weber did not vote as Chair. **Motion carried.**

ADA Compliance

Any individual with a disability requesting a reasonable accommodation in order to participate in a public meeting should contact the ADA Coordinator, Jennifer McMahon, at least 48 hours in advance of the scheduled meeting. The ADA Coordinator can be reached in person at 2 East Main Street, St. Charles, IL, via telephone at (630) 377 4446 or 800 526 0844 (TDD), or via e-mail at jmcmahon@stcharlesil.gov. Every effort will be made to allow for meeting participation. Notices of this meeting were posted consistent with the requirements of 5 ILCS 120/1 et seq. (Open Meetings Act).