

AGENDA
ST. CHARLES CITY COUNCIL MEETING
RON SILKAITIS, MAYOR PRO TEM
MONDAY, JULY 21, 2025 – 7:00 P.M.
CITY COUNCIL CHAMBERS
2 E. MAIN STREET

- 1. Call to Order**
- 2. Roll Call**
- 3. Invocation**
- 4. Pledge of Allegiance**
- 5. Presentations**
 - Proclamation – Disability Independence Day
- 6. Omnibus Vote. Items with an asterisk (*) are considered to be routine matters and will be enacted by one motion. There will be no separate discussion on these items unless a council member/citizen so requests, in which event the item will be removed from the consent agenda and considered in normal sequence on the agenda.**
- *7.** Motion to accept and place on file minutes of the regular City Council meeting held on July 7, 2025.
- *8.** Motion to accept and place on file minutes of the Special City Council meeting held on July 7, 2025.
- *9.** Motion to accept and place on hold minutes of the Executive Session held on July 7, 2025.
- *10.** Motion to approve and authorize issuance of vouchers from the Expenditure Approval List for the period of 06/23/2025 – 07/06/2025 in the amount of \$1,640,114.52.
- *11.** Motion to approve and place on file the Treasurer and Finance Report for the period ending June 30, 2025.

I. Old Business

A. NOT AN ACTION ITEM – PREVIOUSLY POSTPONED UNTIL AUGUST 4, 2025

AGENDA: Resolution approving a Certificate of Appropriateness for Demolition of 217 Cedar Ave.

II. New Business

- A. Motion to approve a recommendation from City Administrator McGuire to appoint Rich Clark as Acting Chief of Police, effective August 1, 2025, until the Police Chief position is filled on September 15, 2025.
- B. Public Hearing concerning Proposed Establishment of a Dormant Special Service Area (SSA) for Munhall Glen Subdivision.

III. Committee Reports

A. Government Operations

- 1. None

B. Government Services

- 1. None

C. Planning and Development

- *1. Motion to approve a **Resolution** Authorizing the Mayor and City Council to Execute a Façade Improvement Grant between the City of St. Charles and Northern Green Holdings LLC (5 S 2nd Ave).
- *2. Motion to approve a **Resolution** Authorizing the Mayor and City Council to Execute a Façade Improvement Grant between the City of St. Charles and Rec Haus LLC (12 N 3rd St).
- *3. Motion to approve an **Ordinance** Granting Approval of a Preliminary and Final Plat of Subdivision for St. Charles Heights Subdivision.
- *4. Motion to approve an **Ordinance** Granting Approval of a Plat of Easement at 885 Geneva Road.
- *5. Motion to accept and place on file minutes Planning Development Committee meeting held on July 14, 2025.

12. Public Comment

13. Additional Items from Mayor, Council or Staff

14. Executive Session

- Pending, Probable or Imminent Litigation – 5 ILCS 120/2(c)(11)
- Property Acquisition – 5 ILCS 120/2(c)(5)
- Collective Bargaining – 5 ILCS 120/2(c)(2)
- Review of Executive Session Minutes – 5 ILCS 120/2(c)(21)
- Personnel – 5 ILCS 120/2(c)(1)

15. Adjournment

ADA Compliance

Any individual with a disability requesting a reasonable accommodation in order to participate in a public meeting should contact the ADA Coordinator, Jennifer McMahon, at least 48 hours in advance of the scheduled meeting. The ADA Coordinator can be reached in person at 2 East Main Street, St. Charles, IL, via telephone at (630) 377 4446 or 800 526 0844 (TTY), or via e-mail at jmcmahon@stcharlesil.gov. Every effort will be made to allow for meeting participation. Notices of this meeting were posted consistent with the requirements of 5 ILCS 120/1 et seq. (Open Meetings Act).

OFFICE OF



THE MAYOR

PROCLAMATION

Disability Independence Day

July 26, 2025

WHEREAS, on July 26, 1990, President George H.W. Bush signed into law the Americans with Disabilities Act (ADA), a landmark piece of civil rights legislation that prohibits discrimination against individuals with disabilities in all areas of public life, including employment, education, transportation, and access to public and private spaces; and

WHEREAS, Disability Independence Day commemorates the passage of the ADA and honors the progress made in advancing equal rights, access, and opportunities for people with disabilities across the nation; and

WHEREAS, approximately 10% of the residents of the City of St. Charles live with at least one disability, and their voices, talents, and contributions are vital to the life of our community; and

WHEREAS, the City of St. Charles, through the work of its Equity and Inclusion Commission, is actively working to identify and remove barriers—physical, informational, and systemic—to ensure that all members of our community can fully participate in civic life; and

WHEREAS, Disability Independence Day serves not only as a celebration of the progress made, but also as a call to action to continue advancing accessibility, equity, and inclusion for all individuals with disabilities; and

WHEREAS, we recognize and honor the advocacy, resilience, and achievements of individuals with disabilities and those who have championed their rights and inclusion, both locally and nationally;

NOW, THEREFORE BE IT RESOLVED, that I, Ronald Silkaitis, Mayor Pro Tem of the City of St. Charles, Illinois, proclaim July 26, 2025, as Disability Independence Day in the City of St. Charles. I encourage all citizens to join in celebrating the strength of our diverse community, to support ongoing efforts toward accessibility and inclusion, and to reaffirm our collective commitment to ensuring that St. Charles is a city where everyone belongs and can thrive



Ronald Silkaitis, Mayor Pro Tem

MINUTES
ST. CHARLES CITY COUNCIL MEETING
CLINT HULL, MAYOR
MONDAY, JULY 7, 2025 – 7:30 P.M.
CITY COUNCIL CHAMBERS
2 E. MAIN STREET

1. Call to Order

The meeting was called to order by Mayor Hull at 7:30pm.

2. Roll Call

Present: Ald. Silkaitis, Ald. Foulkes, Ald. Bongard, Ald. Muenz, Ald. Gehm, Ald. Spellman, Ald. Wirball, Ald. Bessner, Ald. Weber, Ald. Pietryla (joined via phone at 8pm)

3. Invocation

4. Pledge of Allegiance

5. Presentations

- Proclamation - Bob Liking
- Spirit of St. Charles Awards – Ward 1
 - Nate Moline
 - Steve Martin
 - Dukane Corporation

6. Motion by Ald. Silkaitis, second by Ald. Wirball to approve the Omnibus Vote.

Items with an asterisk (*) are considered to be routine matters and will be enacted by one motion. There will be no separate discussion on these items unless a council member/citizen so requests, in which event the item will be removed from the consent agenda and considered in normal sequence on the agenda.

Roll Call Vote: Ald. Silkaitis, Ald. Foulkes, Ald. Bongard, Ald. Muenz, Ald. Gehm, Ald. Spellman, Ald. Wirball, Ald. Bessner, Ald. Weber. Nays: None.

Motion Carried

***7. Motion by Ald. Silkaitis, second by Ald. Wirball to accept and place on file minutes of the regular City Council meeting held on June 16, 2025.**

Roll Call Vote: Ald. Silkaitis, Ald. Foulkes, Ald. Bongard, Ald. Muenz, Ald. Gehm, Ald. Spellman, Ald. Wirball, Ald. Bessner, Ald. Weber. Nays: None.

Motion Carried

- *8.** Motion by Ald. Silkaitis, second by Ald. Wirball to accept and place on file minutes of the Special City Council meeting held on June 16, 2025.
Roll Call Vote: Ald. Silkaitis, Ald. Foulkes, Ald. Bongard, Ald. Muenz, Ald. Gehm, Ald. Spellman, Ald. Wirball, Ald. Bessner, Ald. Weber. Nays: None.
Motion Carried
- *9.** Motion by Ald. Silkaitis, second by Ald. Wirball to accept and place on hold minutes of the Executive Session held on June 16, 2025.
Roll Call Vote: Ald. Silkaitis, Ald. Foulkes, Ald. Bongard, Ald. Muenz, Ald. Gehm, Ald. Spellman, Ald. Wirball, Ald. Bessner, Ald. Weber. Nays: None.
Motion Carried
- *10.** Motion by Ald. Silkaitis, second by Ald. Wirball to approve and authorize issuance of vouchers from the Expenditure Approval List for the period of 06/09/2025 – 06/22/2025 in the amount of \$6,618,226.83.
Roll Call Vote: Ald. Silkaitis, Ald. Foulkes, Ald. Bongard, Ald. Muenz, Ald. Gehm, Ald. Spellman, Ald. Wirball, Ald. Bessner, Ald. Weber. Nays: None.
Motion Carried
- *11.** Motion by Ald. Silkaitis, second by Ald. Wirball to approve and place on file the Treasurer and Finance Report for the period ending May 31, 2025.
Roll Call Vote: Ald. Silkaitis, Ald. Foulkes, Ald. Bongard, Ald. Muenz, Ald. Gehm, Ald. Spellman, Ald. Wirball, Ald. Bessner, Ald. Weber. Nays: None.
Motion Carried

I. Old Business

- A.** None

II. New Business

- A.** Motion by Ald. Muenz, second by Ald. Gehm to approve a **Resolution 2025-113** declaring a vacancy in the office of City Clerk.
Roll Call Vote: Ald. Silkaitis, Ald. Foulkes, Ald. Bongard, Ald. Muenz, Ald. Gehm, Ald. Spellman, Ald. Wirball, Ald. Bessner, Ald. Weber. Nays: None.
Motion Carried
- B.** Motion by Ald. Wirball, second by Ald. Bessner to approve a recommendation from Mayor Clint Hull to appoint Jessica Bridges as City Clerk.
Roll Call Vote: Ald. Silkaitis, Ald. Foulkes, Ald. Bongard, Ald. Muenz, Ald. Gehm, Ald. Spellman, Ald. Pietryla, Ald. Wirball, Ald. Bessner, Ald. Weber. Nays: None.
Motion Carried

- C. Motion by Ald. Wirball, second by Ald. Muenz to approve a recommendation from Mayor Clint Hull to reappoint Marzena Sheets as Deputy City Clerk for Fiscal Year 2025/2026.
Roll Call Vote: Ald. Silkaitis, Ald. Foulkes, Ald. Bongard, Ald. Muenz, Ald. Gehm, Ald. Spellman, Ald. Pietryla, Ald. Wirball, Ald. Bessner, Ald. Weber. Nays: None.
Motion Carried
- D. Motion by Ald. Wirball, second by Ald. Gehm to approve a recommendation from Mayor Clint Hull to appoint Robert Rooney to the Board of Fire and Police.
Roll Call Vote: Ald. Silkaitis, Ald. Foulkes, Ald. Bongard, Ald. Muenz, Ald. Gehm, Ald. Spellman, Ald. Pietryla, Ald. Wirball, Ald. Bessner, Ald. Weber. Nays: None.
Motion Carried
- E. Motion by Ald. Muenz, second by Ald. Bessner to approve a recommendation from Mayor Clint Hull to approve reappointments of members to City Boards and Commissions for FY 2025/26.
Roll Call Vote: Ald. Silkaitis, Ald. Foulkes, Ald. Bongard, Ald. Muenz, Ald. Gehm, Ald. Spellman, Ald. Pietryla, Ald. Wirball, Ald. Bessner, Ald. Weber. Nays: None.
Motion Carried
- F. Motion by Ald. Muenz, second by Ald. Wirball to approve a recommendation from Mayor Clint Hull to reappoint Timothy O'Neil as Prosecuting Attorney for Fiscal Year 2025/2026.
Roll Call Vote: Ald. Silkaitis, Ald. Foulkes, Ald. Bongard, Ald. Muenz, Ald. Gehm, Ald. Spellman, Ald. Pietryla, Ald. Wirball, Ald. Bessner, Ald. Weber. Nays: None.
Motion Carried
- G. Motion by Ald. Muenz second by Ald. Bessner to approve a recommendation from Mayor Clint Hull to reappoint Ann Marie Lampariello from Lamp Law LLC as Administrative Hearing Prosecutor for Fiscal Year 2025/2026.
Roll Call Vote: Ald. Silkaitis, Ald. Foulkes, Ald. Bongard, Ald. Muenz, Ald. Gehm, Ald. Spellman, Ald. Pietryla, Ald. Wirball, Ald. Bessner, Ald. Weber. Nays: None.
Motion Carried
- H. Motion by Ald. Wirball, second by Ald. Gehm to approve a recommendation from Mayor Clint Hull to reappoint John J. Millner from John J. Millner and Associates Inc., as Lobbyist for Fiscal Year 2025/2026.
Roll Call Vote: Ald. Silkaitis, Ald. Foulkes, Ald. Bongard, Ald. Muenz, Ald. Gehm, Ald. Spellman, Ald. Pietryla, Ald. Wirball, Ald. Bessner, Ald. Weber. Nays: None.
Motion Carried
- I. Motion by Ald. Muenz, second by Ald. Wirball to approve a recommendation from Mayor Clint Hull to reappoint K. Austin Zimmer from Del Galdo Law Group, LLC as Ethics Advisor for Fiscal Year 2025/2026.

Roll Call Vote: Ald. Silkaitis, Ald. Foulkes, Ald. Bongard, Ald. Muenz, Ald. Gehm, Ald. Spellman, Ald. Pietryla, Ald. Wirball, Ald. Bessner, Ald. Weber. Nays: None.

Motion Carried

- J. Motion by Ald. Spellman, second by Ald. Wirball to approve recommendation from Mayor Clint Hull to appoint City Liaisons.

Roll Call Vote: Ald. Silkaitis, Ald. Foulkes, Ald. Bongard, Ald. Muenz, Ald. Gehm, Ald. Spellman, Ald. Pietryla, Ald. Wirball, Ald. Bessner, Ald. Weber. Nays: None.

Motion Carried

- K. Motion by Ald. Wirball, second by Ald. Spellman to approve postponement of a **Resolution** approving a Certificate of Appropriateness for Demolition of 217 Cedar Ave., from July 21, 2025 agenda to August 4, 2025 agenda.

Roll Call Vote: Ald. Silkaitis, Ald. Foulkes, Ald. Bongard, Ald. Muenz, Ald. Gehm, Ald. Spellman, Ald. Pietryla, Ald. Wirball, Ald. Bessner, Ald. Weber. Nays: None.

Motion Carried

III. Committee Reports

A. **Government Operations**

- *1. Motion by Ald. Silkaitis, second by Ald. Wirball to approve **Resolution 2025-112** authorizing the funding allocation request of the 708 Mental Health Board for FY 2025-2026.

Roll Call Vote: Ald. Silkaitis, Ald. Foulkes, Ald. Bongard, Ald. Muenz, Ald. Gehm, Ald. Spellman, Ald. Wirball, Ald. Bessner, Ald. Weber. Nays: None. **Motion Carried**

2. Motion by Ald. Weber, second by Ald. Wirball to approve **Ordinance 2025-M-18** implementing a Municipal Grocery Retailer's Occupation Tax and a Municipal Grocery Service Occupation Tax.

Roll Call Vote: Ald. Silkaitis, Ald. Foulkes, Ald. Muenz, Ald. Gehm, Ald. Spellman, Ald. Pietryla, Ald. Wirball, Ald. Bessner, Ald. Weber. Nays: Ald. Bongard.

Motion Carried

- *3. Motion by Ald. Silkaitis, second by Ald. Wirball to approve Budget Revisions – May 2025.

Roll Call Vote: Ald. Silkaitis, Ald. Foulkes, Ald. Bongard, Ald. Muenz, Ald. Gehm, Ald. Spellman, Ald. Wirball, Ald. Bessner, Ald. Weber. Nays: None. **Motion Carried**

- *4. Motion by Ald. Silkaitis, second by Ald. Wirball to approve **Resolution 2025-101** authorizing the purchase of Okta software subscriptions and support from Carahsoft Technology Corporation for \$28,248.

Roll Call Vote: Ald. Silkaitis, Ald. Foulkes, Ald. Bongard, Ald. Muenz, Ald. Gehm, Ald. Spellman, Ald. Wirball, Ald. Bessner, Ald. Weber. Nays: None. **Motion Carried**

- *5. Motion by Ald. Silkaitis, second by Ald. Wirball to approve a proposal for closure of the City parking lot "R" for the TriCity Health Partnership Health Fair.

Roll Call Vote: Ald. Silkaitis, Ald. Foulkes, Ald. Bongard, Ald. Muenz, Ald. Gehm, Ald. Spellman, Ald. Wirball, Ald. Bessner, Ald. Weber. Nays: None. **Motion Carried**

- *6. Motion by Ald. Silkaitis, second by Ald. Wirball to approve a proposal for Sound Amplification Permit, Class E-4 Temporary Liquor License, Parking Lot and Road Closures for Pollyanna's Blues and Brews on the Fox 2025.

Roll Call Vote: Ald. Silkaitis, Ald. Foulkes, Ald. Bongard, Ald. Muenz, Ald. Gehm, Ald. Spellman, Ald. Wirball, Ald. Bessner, Ald. Weber. Nays: None. **Motion Carried**

- *7. Motion by Ald. Silkaitis, second by Ald. Wirball to approve **Ordinance 2025-M-19** Amending Title 5 "Business License and Regulations", Chapter 5.08 "Alcoholic Beverages"; Section 5.08.090 "License Classifications" of the St. Charles Municipal Code (C-3).

Roll Call Vote: Ald. Silkaitis, Ald. Foulkes, Ald. Bongard, Ald. Muenz, Ald. Gehm, Ald. Spellman, Ald. Wirball, Ald. Bessner, Ald. Weber. Nays: None. **Motion Carried**

- *8. Motion by Ald. Silkaitis, second by Ald. Wirball to approve **Ordinance 2025-M-20** Amending Title 5 "Business Licenses and Regulations", Chapter 5.08 "Alcoholic Beverages"; Sections 5.08.090 "License Classifications" and 5.08.100 "License Fees; Late Night Permit Fees; Fees Established" of the St. Charles Municipal Code (C-4).

Roll Call Vote: Ald. Silkaitis, Ald. Foulkes, Ald. Bongard, Ald. Muenz, Ald. Gehm, Ald. Spellman, Ald. Wirball, Ald. Bessner, Ald. Weber. Nays: None. **Motion Carried**

- *9. Motion by Ald. Silkaitis, second by Ald. Wirball to approve **Ordinance 2025-M-21** Amending Title 5 "Business Licenses and Regulations", Chapter 5.09 "Video Gaming", Section 5.09.020 "Video Gaming Allowed" of the St. Charles Municipal Code (C-4).

Roll Call Vote: Ald. Silkaitis, Ald. Foulkes, Ald. Bongard, Ald. Muenz, Ald. Gehm, Ald. Spellman, Ald. Wirball, Ald. Bessner, Ald. Weber. Nays: None. **Motion Carried**

- *10. Motion by Ald. Silkaitis, second by Ald. Wirball to approve a proposal for an A-4 Liquor License application for 345 North Ave, LLC, dba Brother Chimp Brewing, located at 303 N 4th St., St. Charles.

Roll Call Vote: Ald. Silkaitis, Ald. Foulkes, Ald. Bongard, Ald. Muenz, Ald. Gehm, Ald. Spellman, Ald. Wirball, Ald. Bessner, Ald. Weber. Nays: None. **Motion Carried**

- *11. Motion by Ald. Silkaitis, second by Ald. Wirball to approve a proposal for a 2 A.M. Late-Night Permit for Saint Charles Sports, LLC, d/b/a El Santo Grill and Cantina located at 3615 E. Main St., St. Charles, IL.

Roll Call Vote: Ald. Silkaitis, Ald. Foulkes, Ald. Bongard, Ald. Muenz, Ald. Gehm, Ald. Spellman, Ald. Wirball, Ald. Bessner, Ald. Weber. Nays: None. **Motion Carried**

- *12. Motion by Ald. Silkaitis, second by Ald. Wirball to approve **Ordinance 2025-M-22** proposing amendment No. 3 to The First Street Redevelopment Plan, convening a Joint Review Board, and calling a Public Hearing in connection therewith.

Roll Call Vote: Ald. Silkaitis, Ald. Foulkes, Ald. Bongard, Ald. Muenz, Ald. Gehm, Ald. Spellman, Ald. Wirball, Ald. Bessner, Ald. Weber. Nays: None. **Motion Carried**

- *13. Motion by Ald. Silkaitis, second by Ald. Wirball to accept and place on file minutes of the Government Operations Committee meeting held on June 16, 2025.

Roll Call Vote: Ald. Silkaitis, Ald. Foulkes, Ald. Bongard, Ald. Muenz, Ald. Gehm, Ald. Spellman, Ald. Wirball, Ald. Bessner, Ald. Weber. Nays: None. **Motion Carried**

B. Government Services

- *1. Motion by Ald. Silkaitis, second by Ald. Wirball to approve **Resolution 2025-102** to Authorize Issuing a Purchase Order to NorthStar Utilities Solutions for Rest API.

Roll Call Vote: Ald. Silkaitis, Ald. Foulkes, Ald. Bongard, Ald. Muenz, Ald. Gehm, Ald. Spellman, Ald. Wirball, Ald. Bessner, Ald. Weber. Nays: None. **Motion Carried**

- *2. Motion by Ald. Silkaitis, second by Ald. Wirball to approve **Resolution 2025-103** Authorizing a Design Engineering Contract with GFT for Culvert Repairs.

Roll Call Vote: Ald. Silkaitis, Ald. Foulkes, Ald. Bongard, Ald. Muenz, Ald. Gehm, Ald. Spellman, Ald. Wirball, Ald. Bessner, Ald. Weber. Nays: None. **Motion Carried**

- *3. Motion by Ald. Silkaitis, second by Ald. Wirball to approve **Resolution 2025-104** Approving an Intergovernmental Agreement with the Illinois Department of Transportation for maintenance of State routes.

Roll Call Vote: Ald. Silkaitis, Ald. Foulkes, Ald. Bongard, Ald. Muenz, Ald. Gehm, Ald. Spellman, Ald. Wirball, Ald. Bessner, Ald. Weber.

Nays: None.

Motion Carried

4. Motion by Ald. Bongard, second by Ald. Wirball to approve **Resolution 2025-105** Rescinding Previously Adopted Resolution No. 2025-40 Authorizing a Construction Contract with Builder's Paving, LLC for the Prairie Street Resurfacing Project.

Roll Call Vote: Ald. Silkaitis, Ald. Foulkes, Ald. Bongard, Ald. Muenz, Ald. Gehm, Ald. Spellman, Ald. Pietryla, Ald. Wirball, Ald. Bessner, Ald. Weber. Nays: None.

Motion Carried

5. Motion by Ald. Bongard, second by Ald. Wirball to approve **Resolution 2025-106** Waiving Local Bidding, Accepting the Illinois Department of Transportation Bid Results from March 7, 2025, Letting and Authorizing a Construction Contract with Builder's Paving to be Paid from Local Funds.

Roll Call Vote: Ald. Silkaitis, Ald. Foulkes, Ald. Bongard, Ald. Gehm, Ald. Pietryla, Ald. Wirball, Ald. Bessner, Ald. Weber.

Nays: Ald. Muenz, Ald. Spellman.

Motion Carried

- *6. Motion by Ald. Silkaitis, second by Ald. Wirball to approve **Resolution 2025-107** to Forego the STP Grant Funds and approve funding the Prairie Street Resurfacing Project using Capital Funds.

Roll Call Vote: Ald. Silkaitis, Ald. Foulkes, Ald. Bongard, Ald. Muenz, Ald. Gehm, Ald. Spellman, Ald. Wirball, Ald. Bessner, Ald. Weber. Nays: None.

Motion Carried

- *7. Motion by Ald. Silkaitis, second by Ald. Wirball to approve **Resolution 2025-108** Authorizing a Notice of Award to H. Linden & Son Sewer & Water Inc. for the Raw Water Line and Site Development Project.

Roll Call Vote: Ald. Silkaitis, Ald. Foulkes, Ald. Bongard, Ald. Muenz, Ald. Gehm, Ald. Spellman, Ald. Wirball, Ald. Bessner, Ald. Weber; Nays: None.

Motion Carried

- *8. Motion by Ald. Silkaitis, second by Ald. Wirball to approve **Resolution 2025-109** Authorizing a Notice of Award to Midwest Well (dba: Municipal Well and Pump) Inc. for the Well Drilling and Development Project.

Roll Call Vote: Ald. Silkaitis, Ald. Foulkes, Ald. Bongard, Ald. Muenz, Ald. Gehm, Ald. Spellman, Ald. Wirball, Ald. Bessner, Ald. Weber; Nays: None.

Motion Carried

- *9. Motion by Ald. Silkaitis, second by Ald. Wirball to approve **Resolution 2025-110** Authorizing a Notice of Award to Joseph J. Henderson & Son, Inc. for the Well No. 8 Water Treatment Plant Rehabilitation Project.
Roll Call Vote: Ald. Silkaitis, Ald. Foulkes, Ald. Bongard, Ald. Muenz, Ald. Gehm, Ald. Spellman, Ald. Wirball, Ald. Bessner, Ald. Weber; Nays: None.
Motion Carried
- *10. Motion by Ald. Silkaitis, second by Ald. Wirball to **approve Resolution 2025-111** Awarding the Bid for a 3-Year Contract for Parkway Tree Planting Services to Yellowstone Landscape, Inc. in the Submitted Bid Rates.
Roll Call Vote: Ald. Silkaitis, Ald. Foulkes, Ald. Bongard, Ald. Muenz, Ald. Gehm, Ald. Spellman, Ald. Wirball, Ald. Bessner, Ald. Weber; Nays: None.
Motion Carried

C. Planning and Development

- *1. None

12. Public Comment

13. Additional Items from Mayor, Council or Staff

- Ald. Muenz raised some community comments regarding signage, particularly on the eastern gateway where there is no signage welcoming people to St. Charles. She mentioned that signage is not consistent throughout the city and is hoping for further conversation.
- Ald. Wirball discussed signage particularly with regards to placement and working with the state representatives.
- Ald. Faulkes thanked the Police and Fire Department for their hard work making this Fourth of July a wonderful day.
- Mayor Hull
 - Wished a Happy Birthday to Ald. Ed Bessner, Ald. David Pietryla, Ald. Ron Silkaitis, and City Manager Heather McGuire.
 - Congratulated Acting Chief Eric Majewski on his new job.
 - Thanked “Unsung Heroes” Marzena Sheets and Tara Strachan for their continued hard work for St. Charles.

14. No Executive Session

- Pending, Probable or Imminent Litigation – 5 ILCS 120/2(c)(11)
- Property Acquisition – 5 ILCS 120/2(c)(5)
- Collective Bargaining – 5 ILCS 120/2(c)(2)
- Review of Executive Session Minutes – 5 ILCS 120/2(c)(21)
- Personnel – 5 ILCS 120/2(c)(1)

15. Adjournment

Motion by Ald. Gehm, second by Ald. Bessner to adjourn the meeting at 8:24pm

Roll Call Vote: Ald. Silkaitis, Ald. Foulkes, Ald. Bongard, Ald. Muenz, Ald. Gehm, Ald. Spellman, Ald. Wirball, Ald. Bessner, Ald. Weber; Nays: None

Motion Carried

Jessica Bridges, City Clerk

CERTIFIED TO BE A TRUE COPY OF ORIGINAL

Jessica Bridges, City Clerk

MINUTES
SPECIAL MEETING OF THE ST. CHARLES CITY COUNCIL
CLINT HULL, MAYOR
MONDAY, JULY 7, 2025 – 5:45 P.M.
CITY TRAINING ROOM,
112 N RIVERSIDE AVENUE, LOWER LEVEL

1. Call to Order.

Mayor Hull called the meeting to order at 5:48 pm.

2. Roll Call.

Present: Ald. Silkaitis, Ald. Foulkes, Ald. Bongard, Ald. Muenz, Ald. Gehm, Ald. Spellman, Ald. Wirball, Ald. Bessner, Ald. Weber. **Absent:** Ald. Pietryla

3. Executive Session

Motion by Ald. Wirball, second by Ald. Gehm to enter into executive session at 5:48 pm for the purpose of a discussion regarding personnel matters as allowed by 5 ILCS 120/2(c)(1).

Roll Call Vote: Ald. Silkaitis, Ald. Bongard, Ald. Muenz, Ald. Gehm, Ald. Spellman, Ald. Wirball, Ald. Bessner, Ald. Weber; Nays: None.

Motion Carried

Motion by Ald. Gehm, second by Ald. Wirball to exit the executive session at 7:11 pm.

Roll Call Vote: Ald. Silkaitis, Ald. Bongard, Ald. Muenz, Ald. Gehm, Ald. Wirball, Ald. Bessner, Ald. Weber; Nays: None.

Motion Carried

4. Adjournment

Motion by Ald. Weber, second by Ald. Wirball to adjourn the meeting at 7:12 pm.

Roll Call Vote: Ald. Silkaitis, Ald. Bongard, Ald. Muenz, Ald. Gehm, Ald. Wirball, Ald. Bessner, Ald. Weber; Nays: None.

Motion Carried

Marzena Sheets, Deputy City Clerk

CERTIFIED TO BE A TRUE COPY OF ORIGINAL

Marzena Sheets, Deputy City Clerk

7/11/2025

**CITY OF ST CHARLES
COMPANY 1000
EXPENDITURE APPROVAL LIST**

6/23/2025 - 7/6/2025

| <u>VENDOR</u> | <u>VENDOR NAME</u> | <u>STAT PROC</u> | <u>PO NUMBER</u> | <u>AMOUNT</u> | <u>DATE</u> | <u>INVOICE</u> | <u>DESCRIPTION</u> |
|---------------|---|------------------|------------------|-----------------|-------------|--------------------|-------------------------------|
| 114 | ST CHARLES ACE LLC | | | | | | |
| | | | 133670 | 15.98 | 06/26/2025 | 87806/3 | RED GRNT |
| | | | 133670 | 8.15 | 06/26/2025 | 87876/3 | PULL SWITCH BRASS |
| | ST CHARLES ACE LLC Total | | | 24.13 | | | |
| 139 | AFLAC | | | | | | |
| | | | | 21.45 | 06/27/2025 | ACAN250627091907FI | AFLAC Cancer Insurance |
| | | | | 15.54 | 06/27/2025 | ACAN250627091907PI | AFLAC Cancer Insurance |
| | | | | 194.91 | 06/27/2025 | ADIS250627091907PD | AFLAC Disability and STD |
| | | | | 8.78 | 06/27/2025 | AHIC250627091907FD | AFLAC Hospital Intensive Care |
| | | | | 75.85 | 06/27/2025 | APAC250627091907FI | AFLAC Personal Accident |
| | | | | 99.91 | 06/27/2025 | APAC250627091907PI | AFLAC Personal Accident |
| | | | | 51.23 | 06/27/2025 | APAC250627091907PV | AFLAC Personal Accident |
| | AFLAC Total | | | 467.67 | | | |
| 145 | AIR ONE EQUIPMENT INC | | | | | | |
| | | | 133796 | 509.00 | 06/26/2025 | 222180 | HURST CHARGER |
| | AIR ONE EQUIPMENT INC Total | | | 509.00 | | | |
| 149 | ALARM DETECTION SYSTEMS INC | | | | | | |
| | | | 133895 | 174.00 | 06/26/2025 | 251614-1004 | QUARTERLY CHARGES JUL-SE |
| | | | | 375.15 | 06/26/2025 | 30434-1220 | QUARTERLY CHARGES-JUL-SE |
| | ALARM DETECTION SYSTEMS INC Total | | | 549.15 | | | |
| 244 | TESTAMERICA LABORATORIES INC | | | | | | |
| | | | 133669 | 206.00 | 06/26/2025 | 2400166396 | WASTEWATER SAMPLE TESTIN |
| | TESTAMERICA LABORATORIES INC Total | | | 206.00 | | | |
| 250 | ARCHON CONSTRUCTION CO | | | | | | |
| | | | 133163 | 4,670.00 | 06/26/2025 | 250126F | DIRECTIONAL BORE 1320 PER |
| | ARCHON CONSTRUCTION CO Total | | | 4,670.00 | | | |
| 284 | AT&T | | | | | | |
| | | | | 109.93 | 06/26/2025 | 109916878/060825 | MONTHLY BILLING 6/9-7/8 |

| <u>VENDOR</u> | <u>VENDOR NAME</u> | <u>STAT PROC</u> | <u>PO NUMBER</u> | <u>AMOUNT</u> | <u>DATE</u> | <u>INVOICE</u> | <u>DESCRIPTION</u> |
|---------------|-------------------------------------|------------------|------------------|------------------|-------------|-------------------|-------------------------------|
| | AT&T Total | | | <u>109.93</u> | | | |
| 285 | AT&T | | | 1,316.62 | 06/26/2025 | 5983622012 | MONTHLY BILLING |
| | AT&T Total | | | <u>1,316.62</u> | | | |
| 289 | D&A POWERTRAIN COMPONENTS INC | | | | | | |
| | | | 133725 | 1,114.46 | 06/26/2025 | 262946 | LEAF SPRING PLATE |
| | | | 133750 | 722.32 | 06/26/2025 | 262988 | HUB DRUM ASSEMBLY |
| | D&A POWERTRAIN COMPONENTS INC Total | | | <u>1,836.78</u> | | | |
| 298 | AWARD CONCEPTS INC | | | | | | |
| | | | | 11,060.00 | 06/26/2025 | I0756856 | COSC DONOR WALL WITH PLA |
| | | | 133278 | 188.92 | 06/26/2025 | I0758407 | AWARDS RUNKLE |
| | | | 133278 | 280.62 | 06/26/2025 | I0758408 | AWARDS LAMELA |
| | AWARD CONCEPTS INC Total | | | <u>11,529.54</u> | | | |
| 305 | BADGER METER INC | | | | | | |
| | | | | 1,462.72 | 06/26/2025 | 80197489 | MAY SERVICES |
| | BADGER METER INC Total | | | <u>1,462.72</u> | | | |
| 334 | TONY BELLAFFIORE | | | | | | |
| | | | | 232.14 | 06/26/2025 | 062325TB | REIMBURSEMENT KUNCHES RE |
| | TONY BELLAFFIORE Total | | | <u>232.14</u> | | | |
| 372 | BLUFF CITY MATERIALS | | | | | | |
| | | | 126064 | 3,840.00 | 06/27/2025 | 530056 | MIXED LOADS |
| | BLUFF CITY MATERIALS Total | | | <u>3,840.00</u> | | | |
| 491 | CHADS TOWING & RECOVERY INC | | | | | | |
| | | | 133382 | 50.00 | 06/26/2025 | 82548 | TOWING SERVICES |
| | | | 133382 | 270.00 | 06/26/2025 | 82789 | TOWING SERVICES |
| | | | 133382 | 100.00 | 06/26/2025 | 82860 | TOWING SERVICES |
| | CHADS TOWING & RECOVERY INC Total | | | <u>420.00</u> | | | |
| 526 | CLARKE ENVIRONMENTAL MOSQUITO | | | | | | |
| | | | 133554 | 21,280.00 | 06/26/2025 | 001036664 | MOSQUITO PROGRAM |
| | CLARKE ENVIRONMENTAL MOSQUITO Total | | | <u>21,280.00</u> | | | |
| 555 | COMED | | | | | | |
| | | | | 300.74 | 06/26/2025 | 6758597000/053025 | MONTHLY BILLING 4/30/25-5/30/ |

| <u>VENDOR</u> | <u>VENDOR NAME</u> | <u>STAT</u> <u>PROC</u> | <u>PO NUMBER</u> | <u>AMOUNT</u> | <u>DATE</u> | <u>INVOICE</u> | <u>DESCRIPTION</u> |
|---------------|-----------------------------------|-------------------------|------------------|------------------|-------------|----------------|------------------------------|
| | COMED Total | | | <u>300.74</u> | | | |
| 633 | LAWSON PRODUCTS INC | | 133792 | 866.60 | 06/26/2025 | 9312542009 | SWEATSHIRTS |
| | LAWSON PRODUCTS INC Total | | | <u>866.60</u> | | | |
| 642 | CUSTOM WELDING & FAB INC | | 133835 | 1,962.55 | 06/26/2025 | 250075 | SERVICE TRUCK MODIFICATIOI |
| | CUSTOM WELDING & FAB INC Total | | | <u>1,962.55</u> | | | |
| 649 | DAMICO PAVING & SEALCOATING | | 119666 | 275.00 | 06/26/2025 | 040324 | STRIPING |
| | DAMICO PAVING & SEALCOATING Total | | | <u>275.00</u> | | | |
| 674 | DELL MARKETING LP | | 133655 | 13,507.76 | 06/26/2025 | 10817213379 | DELL PRO 14 (PC14250) BTX B/ |
| | | | 133739 | 8,717.16 | 06/26/2025 | 10819030795 | ELO I-SERIES 3 POS TERMINAL |
| | DELL MARKETING LP Total | | | <u>22,224.92</u> | | | |
| 714 | DIVE RIGHT IN SCUBA INC | | 133768 | 470.97 | 06/26/2025 | 257343 | DRY SUIT |
| | DIVE RIGHT IN SCUBA INC Total | | | <u>470.97</u> | | | |
| 767 | EAGLE ENGRAVING INC | | 133478 | 85.91 | 06/26/2025 | 2025-4493 | POLICE DEPT BADGES |
| | | | 133239 | 19.70 | 06/26/2025 | 2025-4609 | AWARDS GALLIANO |
| | | | 133240 | 122.40 | 06/26/2025 | 2025-4826 | FIRE DEPT BADGES |
| | EAGLE ENGRAVING INC Total | | | <u>228.01</u> | | | |
| 768 | EAST JORDAN IRON WORKS INC | | 133640 | 1,309.92 | 06/26/2025 | 110250035725 | TMS INTEGRATION |
| | EAST JORDAN IRON WORKS INC Total | | | <u>1,309.92</u> | | | |
| 778 | EJ EQUIPMENT INC | | 133734 | 917.78 | 06/26/2025 | P16532 | AIR FILTER & ELEMENTS |
| | EJ EQUIPMENT INC Total | | | <u>917.78</u> | | | |
| 789 | ANIXTER INC | | 132538 | 37,305.00 | 06/26/2025 | 6287370-00 | RUBBER GOODS, BULK |
| | | | 133334 | 2,761.83 | 06/26/2025 | 6406890-01 | FUSE |
| | | | 133334 | 1,593.40 | 06/26/2025 | 6406890-04 | FIBER PATCH PANEL |

| <u>VENDOR</u> | <u>VENDOR NAME</u> | <u>STAT PROC</u> | <u>PO NUMBER</u> | <u>AMOUNT</u> | <u>DATE</u> | <u>INVOICE</u> | <u>DESCRIPTION</u> |
|---------------|---|------------------|------------------|------------------|-------------|--------------------|------------------------------|
| | | | 133449 | 1,512.57 | 06/26/2025 | 6411643-00 | FUSE UNIT |
| | | | 133679 | 174.22 | 06/26/2025 | 6425786-00 | SPLICE AUTO |
| | ANIXTER INC Total | | | 43,347.02 | | | |
| 807 | EMPHASYS | | | 14,265.56 | 06/26/2025 | TDM-02221 | ANNUAL SUPPORT 8/1/25-7/31/2 |
| | EMPHASYS Total | | | 14,265.56 | | | |
| 826 | BORDER STATES INDUSTRIES INC | | 133335 | 3,932.80 | 06/26/2025 | 930504837 | EPVC & THM REPAIR SLEEVE |
| | BORDER STATES INDUSTRIES INC Total | | | 3,932.80 | | | |
| 830 | ENVIRONMENTAL SYSTEMS RESEARCH | | 133775 | 42,200.00 | 06/27/2025 | 900043519 | ESRI SOFTWARE MAINTENANC |
| | ENVIRONMENTAL SYSTEMS RESEARCH Total | | | 42,200.00 | | | |
| 858 | FEDERAL EXPRESS CORP | | | 154.00 | 06/26/2025 | 288913457502 | SHIPPING TROJAN TECH |
| | FEDERAL EXPRESS CORP Total | | | 154.00 | | | |
| 870 | FIRE PENSION FUND | | | 830.05 | 06/27/2025 | FP1%250627091907FI | Fire Pension 1% Fee |
| | | | | 9,967.83 | 06/27/2025 | FRP2250627091907FC | Fire Pension Tier 2 |
| | | | | 11,409.73 | 06/27/2025 | FRPN250627091907FI | Fire Pension |
| | FIRE PENSION FUND Total | | | 22,207.61 | | | |
| 891 | THE TERRAMAR GROUP INC | | 133666 | 634.03 | 06/26/2025 | 85122 | ELECTRIC ASSEMBLY,DIVIDER |
| | THE TERRAMAR GROUP INC Total | | | 634.03 | | | |
| 894 | FLOLO CORPORATION | | 133758 | 1,154.63 | 06/26/2025 | 465560 | ELECTRIC MOTOR |
| | FLOLO CORPORATION Total | | | 1,154.63 | | | |
| 906 | FORESTRY SUPPLIERS INC | | 133744 | 245.63 | 06/26/2025 | 697815-00 | TAPE FABRIC DIAMETER |
| | | | 133759 | 290.79 | 06/26/2025 | 698296-00 | TAPE FABRIC |
| | FORESTRY SUPPLIERS INC Total | | | 536.42 | | | |
| 916 | FOX VALLEY FIRE & SAFETY CO | | | 114.00 | 06/26/2025 | IN00776902 | QUARTERLY FIRE ALARM-JUNE |

| <u>VENDOR</u> | <u>VENDOR NAME</u> | <u>STAT PROC</u> | <u>PO NUMBER</u> | <u>AMOUNT</u> | <u>DATE</u> | <u>INVOICE</u> | <u>DESCRIPTION</u> |
|---------------|--|------------------|------------------|------------------|-------------|--------------------|------------------------------|
| | | | | 114.00 | 06/26/2025 | IN00776903 | QUARTERLY FIRE ALARM-JUNE |
| | | | | 114.00 | 06/26/2025 | IN00776904 | QUARTERLY FIRE ALARM-JUNE |
| | | | | 114.00 | 06/26/2025 | IN00776905 | QUARTERLY FIRE ALARM-JUNE |
| | | | | 114.00 | 06/26/2025 | IN00777130 | QUARTERLY FIRE ALARM-JUNE |
| | FOX VALLEY FIRE & SAFETY CO Total | | | 570.00 | | | |
| 1026 | HACH COMPANY | | | | | | |
| | | | 133677 | 34.24 | 06/26/2025 | 14516413 | TUBING SAMPLER |
| | | | 133422 | 1,086.36 | 06/26/2025 | 14517605 | PHOSPHORUS TNT + UHR |
| | | | 133645 | 10,605.00 | 06/26/2025 | 14530447 | WELLS 11,9,8, AND 3/4 |
| | HACH COMPANY Total | | | 11,725.60 | | | |
| 1133 | IBEW LOCAL 196 | | | | | | |
| | | | | 218.50 | 06/27/2025 | UNE 250627091907PV | Union Due - IBEW |
| | | | | 958.94 | 06/27/2025 | UNEW250627091907P | Union Due - IBEW - percent |
| | IBEW LOCAL 196 Total | | | 1,177.44 | | | |
| 1136 | ICMA RETIREMENT CORP | | | | | | |
| | | | | 66.89 | 06/27/2025 | C401250627091907CA | 401A Savings Plan Company |
| | | | | 351.33 | 06/27/2025 | C401250627091907CD | 401A Savings Plan Company |
| | | | | 96.44 | 06/27/2025 | C401250627091907ED | 401A Savings Plan Company |
| | | | | 603.72 | 06/27/2025 | C401250627091907FD | 401A Savings Plan Company |
| | | | | 572.07 | 06/27/2025 | C401250627091907FN | 401A Savings Plan Company |
| | | | | 314.82 | 06/27/2025 | C401250627091907HR | 401A Savings Plan Company |
| | | | | 612.91 | 06/27/2025 | C401250627091907IS | 401A Savings Plan Company |
| | | | | 806.79 | 06/27/2025 | C401250627091907PD | 401A Savings Plan Company |
| | | | | 1,386.66 | 06/27/2025 | C401250627091907PV | 401A Savings Plan Company |
| | | | | 66.89 | 06/27/2025 | E401250627091907CA | 401A Savings Plan Employee |
| | | | | 351.33 | 06/27/2025 | E401250627091907CD | 401A Savings Plan Employee |
| | | | | 96.44 | 06/27/2025 | E401250627091907ED | 401A Savings Plan Employee |
| | | | | 602.96 | 06/27/2025 | E401250627091907FD | 401A Savings Plan Employee |
| | | | | 572.07 | 06/27/2025 | E401250627091907FN | 401A Savings Plan Employee |
| | | | | 314.82 | 06/27/2025 | E401250627091907HR | 401A Savings Plan Employee |
| | | | | 613.67 | 06/27/2025 | E401250627091907IS | 401A Savings Plan Employee |
| | | | | 806.79 | 06/27/2025 | E401250627091907PD | 401A Savings Plan Employee |
| | | | | 1,386.66 | 06/27/2025 | E401250627091907PV | 401A Savings Plan Employee |
| | | | | 1,859.61 | 06/27/2025 | ICMA250627091907CE | ICMA Deductions - Dollar Amt |
| | | | | 7,089.22 | 06/27/2025 | ICMA250627091907FD | ICMA Deductions - Dollar Amt |
| | | | | 855.00 | 06/27/2025 | ICMA250627091907FN | ICMA Deductions - Dollar Amt |

| <u>VENDOR</u> | <u>VENDOR NAME</u> | <u>STAT PROC</u> | <u>PO NUMBER</u> | <u>AMOUNT</u> | <u>DATE</u> | <u>INVOICE</u> | <u>DESCRIPTION</u> |
|---------------|---|------------------|------------------|------------------|-------------|--------------------|------------------------------|
| | | | | 1,962.30 | 06/27/2025 | ICMA250627091907HF | ICMA Deductions - Dollar Amt |
| | | | | 4,716.14 | 06/27/2025 | ICMA250627091907IS | ICMA Deductions - Dollar Amt |
| | | | | 8,168.50 | 06/27/2025 | ICMA250627091907PC | ICMA Deductions - Dollar Amt |
| | | | | 4,726.83 | 06/27/2025 | ICMA250627091907PV | ICMA Deductions - Dollar Amt |
| | | | | 123.69 | 06/27/2025 | ICMP250627091907CC | ICMA Deductions - Percent |
| | | | | 5,002.89 | 06/27/2025 | ICMP250627091907FD | ICMA Deductions - Percent |
| | | | | 84.00 | 06/27/2025 | ICMP250627091907HF | ICMA Deductions - Percent |
| | | | | 573.51 | 06/27/2025 | ICMP250627091907IS | ICMA Deductions - Percent |
| | | | | 2,696.97 | 06/27/2025 | ICMP250627091907PC | ICMA Deductions - Percent |
| | | | | 1,299.79 | 06/27/2025 | ICMP250627091907PV | ICMA Deductions - Percent |
| | | | | 200.00 | 06/27/2025 | ROTH250627091907CI | Roth IRA Deduction |
| | | | | 225.00 | 06/27/2025 | ROTH250627091907FI | Roth IRA Deduction |
| | | | | 20.00 | 06/27/2025 | ROTH250627091907FI | Roth IRA Deduction |
| | | | | 25.00 | 06/27/2025 | ROTH250627091907IS | Roth IRA Deduction |
| | | | | 952.02 | 06/27/2025 | ROTH250627091907PI | Roth IRA Deduction |
| | | | | 310.00 | 06/27/2025 | ROTH250627091907PI | Roth IRA Deduction |
| | | | | 903.84 | 06/27/2025 | RTHA250627091907CI | Roth 457 - Dollar Amount |
| | | | | 369.00 | 06/27/2025 | RTHA250627091907FI | Roth 457 - Dollar Amount |
| | | | | 250.00 | 06/27/2025 | RTHA250627091907FI | Roth 457 - Dollar Amount |
| | | | | 250.00 | 06/27/2025 | RTHA250627091907IS | Roth 457 - Dollar Amount |
| | | | | 1,730.00 | 06/27/2025 | RTHA250627091907PI | Roth 457 - Dollar Amount |
| | | | | 200.00 | 06/27/2025 | RTHA250627091907PI | Roth 457 - Dollar Amount |
| | | | | 1,394.11 | 06/27/2025 | RTHP250627091907FI | Roth 457 - Percent |
| | | | | 373.38 | 06/27/2025 | RTHP250627091907PI | Roth 457 - Percent |
| | | | | 376.11 | 06/27/2025 | RTIP250627091907FD | Roth IRA - Percent |
| | | | | 112.54 | 06/27/2025 | RTIP250627091907PD | Roth IRA - Percent |
| | ICMA RETIREMENT CORP Total | | | 56,472.71 | | | |
| 1155 | ILLINOIS FIRE CHIEFS ASSOC | | | | | | |
| | | | 133905 | 25,840.00 | 06/26/2025 | 8603A | CONSULTING |
| | ILLINOIS FIRE CHIEFS ASSOC Total | | | 25,840.00 | | | |
| 1240 | INTERSTATE BATTERY SYSTEM OF | | | | | | |
| | | | 133732 | 431.31 | 06/26/2025 | 10008875 | BATTERIES |
| | INTERSTATE BATTERY SYSTEM OF Total | | | 431.31 | | | |
| 1313 | KANE COUNTY RECORDERS OFFICE | | | | | | |
| | | | | 1,200.00 | 06/26/2025 | 061125 | FENCE RECORDING |
| | | | | 160.00 | 06/26/2025 | 644407/644410 | INVOICE 644407 AND 644410 |

| <u>VENDOR</u> | <u>VENDOR NAME</u> | <u>PO NUMBER</u> | <u>AMOUNT</u> | <u>DATE</u> | <u>INVOICE</u> | <u>DESCRIPTION</u> |
|---------------|-------------------------------------|------------------|------------------|-------------|----------------|-----------------------------|
| | STAT PROC | | | | | |
| | KANE COUNTY RECORDERS OFFICE Total | | <u>1,360.00</u> | | | |
| 1317 | COUNTY OF KANE | | | | | |
| | | 133971 | 5,260.03 | 06/26/2025 | STC0325 | MARCH 2025 RIDE IN KANE |
| | | | 4,412.82 | 06/26/2025 | T-FY25-Q2-011 | TRAFFIC SIGNAL MAINTENANC |
| | COUNTY OF KANE Total | | <u>9,672.85</u> | | | |
| 1318 | KANE COUNTY FIRE CHIEFS ASSOC | | | | | |
| | | | 120.00 | 06/26/2025 | 061225 | RENEWL-MAUTHE,CAVALLO,PE |
| | KANE COUNTY FIRE CHIEFS ASSOC Total | | <u>120.00</u> | | | |
| 1342 | KARA CO INC | | | | | |
| | | 133598 | 75.00 | 06/26/2025 | 391741 | SIM CARD |
| | KARA CO INC Total | | <u>75.00</u> | | | |
| 1382 | KOHLERT MANUFACTURING INC | | | | | |
| | | 133247 | 2,890.00 | 06/26/2025 | 13914812 | REPLACEMENT SHAFT |
| | KOHLERT MANUFACTURING INC Total | | <u>2,890.00</u> | | | |
| 1439 | LAW ENFORCEMENT TRAINING LLC | | | | | |
| | | 133742 | 3,000.00 | 06/26/2025 | INV-0915 | ANNUAL SUBSCRIPTION |
| | LAW ENFORCEMENT TRAINING LLC Total | | <u>3,000.00</u> | | | |
| 1450 | LEE JENSEN SALES CO INC | | | | | |
| | | 133702 | 136.00 | 06/26/2025 | 0033642-00 | FOUNDRY HOOKS |
| | | 133543 | 75.00 | 06/26/2025 | 0033643-00 | ALUMINUM GRADE RODS |
| | LEE JENSEN SALES CO INC Total | | <u>211.00</u> | | | |
| 1482 | ARTHUR J LOOTENS & SON INC | | | | | |
| | | 133755 | 10,055.20 | 06/26/2025 | 35689 | RT 64 AND 13TH ST CONCRETE |
| | ARTHUR J LOOTENS & SON INC Total | | <u>10,055.20</u> | | | |
| 1483 | LOOPNET | | | | | |
| | | 133441 | 395.00 | 06/26/2025 | 122500762 | LOOPNET SUBSCRIPTION |
| | LOOPNET Total | | <u>395.00</u> | | | |
| 1489 | LOWES | | | | | |
| | | | -47.46 | 06/26/2025 | 90973/060325 | CREDITS INVOICE 990654/0603 |
| | | 133191 | 17.08 | 06/26/2025 | 970896/052825 | MISC SUPPLIES |
| | | 133191 | 55.52 | 06/26/2025 | 973237/052925 | PAINT |
| | | 133689 | 82.25 | 06/26/2025 | 973248 | TOOLS |

| <u>VENDOR</u> | <u>VENDOR NAME</u> | <u>STAT PROC</u> | <u>PO NUMBER</u> | <u>AMOUNT</u> | <u>DATE</u> | <u>INVOICE</u> | <u>DESCRIPTION</u> |
|---------------|--------------------------------------|------------------|------------------|-----------------|-------------|----------------|----------------------------|
| | | | 133376 | 30.36 | 06/26/2025 | 976059 | WATER POLICE DEPT |
| | | | 133376 | 30.36 | 06/26/2025 | 976059/053025 | WATER |
| | | | 133522 | 19.60 | 06/26/2025 | 977186/053025 | PARTS FOR EQUIPMENTS |
| | | | 133416 | 1,126.93 | 06/26/2025 | 977861/053025 | MISC TOOLS AND SUPPLIES |
| | | | 133191 | 13.07 | 06/26/2025 | 979001/060925 | MISC FASTENER SUPPLIES |
| | | | 133416 | 23.00 | 06/26/2025 | 979443/060925 | MISC FASTENER SUPPLIES |
| | | | 133730 | 105.97 | 06/26/2025 | 981775/061025 | MISC SUPPLIES |
| | | | 133833 | 367.40 | 06/26/2025 | 982568/061025 | ORANGE 100FT |
| | | | 133242 | 211.93 | 06/26/2025 | 983444/060125 | MISC FASTENER SUPPLIES |
| | | | | 56.92 | 06/26/2025 | 986112/042925 | MAGNETIC STUD FINDER |
| | | | 133191 | 94.96 | 06/26/2025 | 990300/060325 | 100 FT NEVERKINK HOSE |
| | | | 133191 | 47.46 | 06/26/2025 | 990654/060325 | GE LED |
| | | | 133191 | 47.46 | 06/26/2025 | 990970/060325 | GE LED |
| | | | 133191 | 41.49 | 06/26/2025 | 991918/060325 | 1/2 IN RWS FMC |
| | | | 133191 | 24.58 | 06/26/2025 | 993185/060425 | MISC SUPPLIES |
| | | | 133376 | 172.76 | 06/26/2025 | 996149/060525 | WATER POLICE DEP |
| | | | 133416 | 8.01 | 06/26/2025 | 996330/060525 | PARTS |
| | | | 133191 | 358.10 | 06/26/2025 | 996619/060525 | HAMMER DRILL |
| | | | 133802 | 772.08 | 06/26/2025 | 997581/060525 | OXI CLEAN |
| | | | 133803 | 18.92 | 06/26/2025 | 997622/060525 | LIBMAN BOWL BRUSH |
| | | | 133809 | 291.34 | 06/26/2025 | 998762/060625 | MISC FASTENER SUPPLIES |
| | | | 133191 | 44.41 | 06/26/2025 | 998807/060625 | MISC FASTENER SUPPLIES |
| | | | 133416 | 237.45 | 06/26/2025 | 999370/060625 | MISC FASTENER SUPPLIES |
| | LOWES Total | | | 4,251.95 | | | |
| 1571 | MCCANN INDUSTRIES INC | | | | | | |
| | | | 133694 | 131.50 | 06/26/2025 | P67640 | FIBER EXP JOINT |
| | MCCANN INDUSTRIES INC Total | | | 131.50 | | | |
| 1582 | MCMASTER CARR SUPPLY CO | | | | | | |
| | | | 133854 | 123.51 | 06/26/2025 | 47302707 | FLEXIBLE LDPE FILM |
| | MCMASTER CARR SUPPLY CO Total | | | 123.51 | | | |
| 1585 | MEADE INC | | | | | | |
| | | | 133828 | 313.66 | 06/26/2025 | 712453 | 1ST STREET AND ILLINOIS ST |
| | | | 133541 | 2,141.65 | 06/26/2025 | 712964 | STREETLIGHT MAINTENANCE |
| | MEADE INC Total | | | 2,455.31 | | | |
| 1598 | MENARDS INC | | | | | | |

| <u>VENDOR</u> | <u>VENDOR NAME</u> | <u>STAT PROC</u> | <u>PO NUMBER</u> | <u>AMOUNT</u> | <u>DATE</u> | <u>INVOICE</u> | <u>DESCRIPTION</u> |
|---------------|--|------------------|------------------|------------------|-------------|--------------------|-----------------------------|
| | | | 133186 | 157.44 | 06/26/2025 | 49766 | LUMBER |
| | MENARDS INC Total | | | 157.44 | | | |
| 1600 | MENDEL PLUMBING & HEATING INC | | 133735 | 236.25 | 06/26/2025 | 465410 | SERVICE CALL 5/30/25 |
| | MENDEL PLUMBING & HEATING INC Total | | | 236.25 | | | |
| 1602 | METROPOLITAN INDUSTRIES INC | | 133798 | 2,518.00 | 06/26/2025 | INV073586 | 6" WAFER CHECK VALVE |
| | METROPOLITAN INDUSTRIES INC Total | | | 2,518.00 | | | |
| 1613 | METROPOLITAN ALLIANCE OF POL | | | 1,247.00 | 06/27/2025 | UNP 250627091907PD | Union Dues - IMAP |
| | | | | 164.50 | 06/27/2025 | UNPS250627091907PI | Union Dues-Police Sergeants |
| | METROPOLITAN ALLIANCE OF POL Total | | | 1,411.50 | | | |
| 1625 | MID AMERICAN WATER INC | | 133676 | 2,687.10 | 06/26/2025 | 249095A | FLANGE |
| | | | 133757 | 2,690.00 | 06/26/2025 | 249285A | 2" X 100FT COPPER TUBE |
| | | | 133754 | 8,864.00 | 06/26/2025 | 249350A | HEAD BOLT |
| | | | 133837 | 504.00 | 06/26/2025 | 249689A | STAR GRIPS ONLY |
| | MID AMERICAN WATER INC Total | | | 14,745.10 | | | |
| 1637 | FLEETPRIDE INC | | 133673 | 235.98 | 06/26/2025 | 126079694 | ELECTRIC VALVE |
| | | | 133820 | 1,301.00 | 06/26/2025 | 126327323 | FILTER |
| | FLEETPRIDE INC Total | | | 1,536.98 | | | |
| 1651 | MNJ TECHNOLOGIES DIRECT INC | | 133765 | 429.00 | 06/26/2025 | CINV004102855 | NVIDIA QUADRO T1000 GRAPHI |
| | | | 133751 | 9,000.00 | 06/26/2025 | CINV04103237 | NET MOTION RENEWAL |
| | MNJ TECHNOLOGIES DIRECT INC Total | | | 9,429.00 | | | |
| 1704 | NCPERS IL IMRF | | | 8.00 | 06/27/2025 | NCP2250627091907C/ | NCPERS 2 |
| | | | | 8.00 | 06/27/2025 | NCP2250627091907FN | NCPERS 2 |
| | | | | 8.00 | 06/27/2025 | NCP2250627091907PV | NCPERS 2 |
| | NCPERS IL IMRF Total | | | 24.00 | | | |
| 1739 | NORTHWESTERN MEMORIAL | | | | | | |

| <u>VENDOR</u> | <u>VENDOR NAME</u> | <u>STAT PROC</u> | <u>PO NUMBER</u> | <u>AMOUNT</u> | <u>DATE</u> | <u>INVOICE</u> | <u>DESCRIPTION</u> |
|---------------|--------------------------------------|------------------|------------------|------------------|-------------|----------------------|-------------------------------|
| | | | 133947 | 1,380.00 | 06/26/2025 | 9410000161 | EMS SYSTEM FEE |
| | NORTHWESTERN MEMORIAL Total | | | 1,380.00 | | | |
| 1745 | NICOR | | | | | | |
| | | | | 58.13 | 06/26/2025 | 1000 1 JUN 05 2025 | ACCT: 00-69-30-1000-1 |
| | | | | 53.62 | 06/26/2025 | 1000 6 MA JUNE 5 202 | ACCT # 67-14-30-1000 6 |
| | | | | 210.52 | 06/26/2025 | 1000 7 JUN 05 2025 | ACCT: 97-78-02-1000-7 |
| | | | | 189.87 | 06/26/2025 | 1000 9 PD JUNE 6 202 | ACCT # 62-11-51-1000 9 |
| | | | | 54.52 | 06/26/2025 | 1584 1 JUN 05 2025 | ACCT: 76-25-37-1584-1 |
| | | | | 56.12 | 06/26/2025 | 4606 2 JUNE 4 2025 | ACCT # 74-34-63-4606 2 |
| | NICOR Total | | | 622.78 | | | |
| 1783 | ON TIME EMBROIDERY INC | | | | | | |
| | | | 133243 | 82.00 | 06/26/2025 | 138090 | UNIFORMS STAPLETON |
| | | | 133243 | 261.00 | 06/26/2025 | 139938 | UNIFORMS CAVALLLO |
| | | | 133243 | 159.00 | 06/26/2025 | 139939 | UNIFORMS KRAY |
| | | | 133243 | 165.00 | 06/26/2025 | 139940 | UNIFORMS LACEY |
| | | | 133243 | 276.00 | 06/26/2025 | 139941 | UNIFORMS THOMAS |
| | | | 133243 | 263.00 | 06/26/2025 | 139942 | UNIFORMS MOLS |
| | | | | 820.00 | 06/26/2025 | 140048 | EMA UNIFORMS |
| | ON TIME EMBROIDERY INC Total | | | 2,026.00 | | | |
| 1814 | ALTORFER INDUSTRIES INC | | | | | | |
| | | | 133822 | 92,145.00 | 06/26/2025 | S9687601 | NEW SKIDSTER |
| | ALTORFER INDUSTRIES INC Total | | | 92,145.00 | | | |
| 1837 | JASON PETERSON | | | | | | |
| | | | 133325 | 764.00 | 06/26/2025 | ENG1302 | COLLEGE TUITION REIMBURSE |
| | JASON PETERSON Total | | | 764.00 | | | |
| 1861 | POLICE PENSION FUND | | | | | | |
| | | | | 18,901.96 | 06/27/2025 | PLP2250627091907PD | Police Pension Tier 2 |
| | | | | 7,631.29 | 06/27/2025 | PLPN250627091907PE | Police Pension |
| | | | | 205.82 | 06/27/2025 | PLPR250627091907PE | Police Pens Service Buyback |
| | | | | 922.00 | 06/27/2025 | POLP250627091907PE | Police Pension - non deferred |
| | POLICE PENSION FUND Total | | | 27,661.07 | | | |
| 1898 | PRIORITY PRODUCTS INC | | | | | | |
| | | | 133214 | 9.44 | 06/26/2025 | 1014879-001 | SOCKET WEDGE |
| | | | 133604 | 317.49 | 06/26/2025 | 1018827 | SCREWS SHAFT COLLAR |

| <u>VENDOR</u> | <u>VENDOR NAME</u> | <u>STAT PROC</u> | <u>PO NUMBER</u> | <u>AMOUNT</u> | <u>DATE</u> | <u>INVOICE</u> | <u>DESCRIPTION</u> |
|---------------|--|------------------|------------------|------------------|-------------|----------------|-----------------------------|
| | | | 133604 | 17.96 | 06/26/2025 | 1018827-001 | MISC FASTENER SUPPLIES |
| | | | 133214 | 290.29 | 06/26/2025 | 1018935 | FLEET PARTS |
| | | | 133692 | 113.65 | 06/26/2025 | 1019077 | HEX WASHERS |
| | | | 133214 | 198.91 | 06/26/2025 | 1019227 | MISC FASTENER SUPPLIES |
| | PRIORITY PRODUCTS INC Total | | | 947.74 | | | |
| 1998 | RURAL ELECTRIC SUPPLY CO OP | | | | | | |
| | | | 133919 | 255.87 | 06/26/2025 | 3077649 | TERM W/O CONN |
| | | | 133919 | 4,477.76 | 06/26/2025 | 3077992 | TERM CONN |
| | | | 133919 | 1,151.42 | 06/26/2025 | 3078118 | TERM W/O CONN |
| | RURAL ELECTRIC SUPPLY CO OP Total | | | 5,885.05 | | | |
| 2046 | RUSO HARDWARE | | | | | | |
| | | | 133471 | 727.95 | 06/26/2025 | SPI21112015 | FORESTRY SUPPLIES |
| | | | 133471 | 179.97 | 06/26/2025 | SPI21126583 | SURA-RAKE & GARBAGE CAN |
| | RUSO HARDWARE Total | | | 907.92 | | | |
| 2076 | ST CHARLES HISTORY MUSEUM | | | | | | |
| | | | | 5,000.00 | 06/26/2025 | FY2026 | HOTEL TAX DISBURSE-JUNE-AI |
| | ST CHARLES HISTORY MUSEUM Total | | | 5,000.00 | | | |
| 2137 | SHERWIN WILLIAMS | | | | | | |
| | | | 133615 | 375.08 | 06/26/2025 | 3961-4 | PAINT SUPPLIES |
| | SHERWIN WILLIAMS Total | | | 375.08 | | | |
| 2150 | SIKICH LLP | | | | | | |
| | | | 133906 | 19,220.00 | 06/26/2025 | 99678 | AUDITING SERVICES |
| | SIKICH LLP Total | | | 19,220.00 | | | |
| 2152 | M E SIMPSON COMPANY INC | | | | | | |
| | | | 133678 | 2,250.00 | 06/26/2025 | 44627 | LEAK DETECTION SERVICES |
| | M E SIMPSON COMPANY INC Total | | | 2,250.00 | | | |
| 2169 | CLARK BAIRD SMITH LLP | | | | | | |
| | | | | 1,737.50 | 06/26/2025 | 2099 | INVOICE # 2099 LEGAL SERVIC |
| | | | | 937.50 | 06/26/2025 | 2100 | INVOICE # 2100 LEGAL SERVIC |
| | CLARK BAIRD SMITH LLP Total | | | 2,675.00 | | | |
| 2235 | STEINER ELECTRIC COMPANY | | | | | | |
| | | | 131836 | 39,570.00 | 06/26/2025 | S007686454.001 | VADT POLE & ARM PER VALMO |

| <u>VENDOR</u> | <u>VENDOR NAME</u> | <u>PO NUMBER</u> | <u>AMOUNT</u> | <u>DATE</u> | <u>INVOICE</u> | <u>DESCRIPTION</u> |
|---------------|--------------------------------------|------------------|------------------|-------------|--------------------|-------------------------------|
| | STAT PROC | | | | | |
| | STEINER ELECTRIC COMPANY Total | | <u>39,570.00</u> | | | |
| 2268 | SUNBELT RENTALS INC | | | | | |
| | | 133409 | 36.99 | 06/26/2025 | 169520157-0001 | PROPANE TANK REFILL |
| | | 133409 | 40.13 | 06/26/2025 | 169759374-0001 | PROPANE TANK REFILL |
| | | 133409 | 120.40 | 06/26/2025 | 170039340-0001 | PROPANE TANK REFILL |
| | SUNBELT RENTALS INC Total | | <u>197.52</u> | | | |
| 2273 | SUPERIOR ASPHALT MATERIALS LLC | | | | | |
| | | 129 | 741.04 | 06/26/2025 | 20250449 | N50 SURFACE |
| | SUPERIOR ASPHALT MATERIALS LLC Total | | <u>741.04</u> | | | |
| 2301 | GENERAL CHAUFFERS SALES DRIVER | | | | | |
| | | | 185.50 | 06/27/2025 | UNT 250627091907CD | Union Dues - Teamsters |
| | | | 3,035.00 | 06/27/2025 | UNT 250627091907PV | Union Dues - Teamsters |
| | GENERAL CHAUFFERS SALES DRIVER Total | | <u>3,220.50</u> | | | |
| 2316 | APC STORE | | | | | |
| | | 133205 | 274.78 | 06/26/2025 | 479-496982 | AIR AND OIL FILTERS |
| | | 133205 | 99.03 | 06/26/2025 | 479-497067 | HYDRAULIC |
| | | 133205 | 49.71 | 06/26/2025 | 479-497242 | SUPPRESSOR SPRK |
| | | 133205 | 37.06 | 06/26/2025 | 479-497384 | HYDRAULIC |
| | | 133205 | 155.41 | 06/26/2025 | 479-497385 | OIL FILTER |
| | | 133205 | 7.54 | 06/26/2025 | 479-497550 | FUSE |
| | | 133205 | 38.85 | 06/26/2025 | 479-497596 | STEERING DAMPER |
| | | 133205 | 8.09 | 06/26/2025 | 479-497795 | PERFECT VIEW OE |
| | | 133205 | 53.59 | 06/26/2025 | 479-497842 | HD BLADE & VENTED |
| | | | -8.09 | 06/26/2025 | 479-497864 | CREDIT-ORG INV 479-497795 |
| | | | -101.97 | 06/26/2025 | 479-498021 | CREDIT-ORG INV 497-497067 |
| | | 133205 | 2.93 | 06/26/2025 | 479-498080 | MINI BLADE FUSE |
| | | 133902 | 587.62 | 06/26/2025 | 479-498186 | AIR FILTERS AND BLADES |
| | | | -24.49 | 06/26/2025 | 479-498220 | CREDIT - ORG INV 479-497842 |
| | | 133205 | 81.13 | 06/26/2025 | 479-498522 | AUTO/TRUCK BATTERY |
| | | 133205 | 38.38 | 06/26/2025 | 479-498590 | SPIN-ON LUBE FLT, FILTER & BI |
| | APC STORE Total | | <u>1,299.57</u> | | | |
| 2345 | TRAFFIC CONTROL & PROTECTION | | | | | |
| | | 133780 | 2,766.50 | 06/26/2025 | 44573 | TRAFFIC SIGNS FOR 64 &12TH |
| | | 133847 | 3,911.90 | 06/26/2025 | 44852 | SIGNAGE |

| <u>VENDOR</u> | <u>VENDOR NAME</u> | <u>PO NUMBER</u> | <u>AMOUNT</u> | <u>DATE</u> | <u>INVOICE</u> | <u>DESCRIPTION</u> |
|---------------|------------------------------------|------------------|------------------|-------------|---------------------|----------------------------|
| | STAT PROC | | | | | |
| | TRAFFIC CONTROL & PROTECTION Total | | <u>6,678.40</u> | | | |
| 2363 | TROTTER & ASSOCIATES INC | | | | | |
| | | 121963 | 17,469.25 | 06/26/2025 | 25-24985 | WELL 8 EXPANSION |
| | | 118595 | 1,315.75 | 06/26/2025 | 25-24998 | UV AND FC REHAB |
| | TROTTER & ASSOCIATES INC Total | | <u>18,785.00</u> | | | |
| 2401 | UUSCO OF ILLINOIS INC | | | | | |
| | | 132070 | 3,196.25 | 06/26/2025 | 3044693 | FUSE UNIT SMU-20 STD SPEED |
| | UUSCO OF ILLINOIS INC Total | | <u>3,196.25</u> | | | |
| 2403 | UNITED PARCEL SERVICE | | | | | |
| | | | 356.07 | 06/26/2025 | 0000650961235/06072 | WEEKLY SHIPPING CHARGES |
| | | | 109.04 | 06/26/2025 | 0000650961245/06142 | WEEKLY SHIPPING |
| | UNITED PARCEL SERVICE Total | | <u>465.11</u> | | | |
| 2429 | VERIZON WIRELESS | | | | | |
| | | | 786.43 | 06/26/2025 | 6109350018A | ACCT 987278368-00001 |
| | | | 13,415.07 | 06/26/2025 | 6115116917 | ACCT: 580338759-00001 |
| | VERIZON WIRELESS Total | | <u>14,201.50</u> | | | |
| 2470 | WAREHOUSE DIRECT | | | | | |
| | | 133423 | 27.60 | 06/26/2025 | 5935897-0 | OFFICE SUPPLIES |
| | | 133388 | 18.50 | 06/26/2025 | 5937401-0 | OFFICE SUPPLIES |
| | | 133388 | 1.12 | 06/26/2025 | 5938992-0 | STAPLES POLICE DEPT |
| | | 133388 | 34.58 | 06/26/2025 | 5941150-0 | OFFICE SUPPLIES |
| | WAREHOUSE DIRECT Total | | <u>81.80</u> | | | |
| 2478 | WATER PRODUCTS COMPANY | | | | | |
| | | 133756 | 1,373.97 | 06/26/2025 | 0329435 | COPPER TUBING |
| | | 133756 | 1,323.62 | 06/26/2025 | 0329437 | EIGHT BEND |
| | | 133762 | 3,872.50 | 06/26/2025 | 0329453 | LONG PATTERN SLEEVE & LUG |
| | | 133762 | 740.00 | 06/26/2025 | 0329504 | LONG PATERN SLEEVE |
| | WATER PRODUCTS COMPANY Total | | <u>7,310.09</u> | | | |
| 2485 | WBK ENGINEERING LLC | | | | | |
| | | 133879 | 1,176.00 | 06/26/2025 | 26947 | ST CHARLES HEIGHTS-FINAL E |
| | | 133879 | 4,071.75 | 06/26/2025 | 26954 | PHEASANT RUN INDUSTRIAL P |
| | WBK ENGINEERING LLC Total | | <u>5,247.75</u> | | | |

| <u>VENDOR</u> | <u>VENDOR NAME</u> | <u>STAT</u> <u>PROC</u> | <u>PO NUMBER</u> | <u>AMOUNT</u> | <u>DATE</u> | <u>INVOICE</u> | <u>DESCRIPTION</u> |
|---------------|-------------------------------------|-------------------------|------------------|------------------------|-------------|--------------------|---------------------------|
| 2490 | WELCH BROS INC | | 133629 | 1,946.00 | 06/26/2025 | 3325283 | VALVE VAULT, BARREL, CONE |
| | WELCH BROS INC Total | | | <u><u>1,946.00</u></u> | | | |
| 2495 | WEST SIDE TRACTOR SALES CO | | 133176 | 318.00 | 06/26/2025 | N69086 | FITLER AND OIL ELEMENTS |
| | | | 132806 | 1,000.00 | 06/26/2025 | V12834 | REPAIR SERVICE CALL-HAMME |
| | WEST SIDE TRACTOR SALES CO Total | | | <u><u>1,318.00</u></u> | | | |
| 2506 | EESCO | | 133680 | 298.00 | 06/26/2025 | 185135 | MISC SUPPLIES |
| | | | 133786 | 3,600.00 | 06/26/2025 | 193204 | WIRE CABLE |
| | EESCO Total | | | <u><u>3,898.00</u></u> | | | |
| 2523 | WILTSE GREENHOUSE LANDSCAPING | | 133412 | 1,655.00 | 06/26/2025 | 6767 | MOWING AND WEEDING |
| | WILTSE GREENHOUSE LANDSCAPING Total | | | <u><u>1,655.00</u></u> | | | |
| 2527 | LEM PRODUCTS | | 133690 | 280.81 | 06/26/2025 | WF328602 | LETTERS |
| | LEM PRODUCTS Total | | | <u><u>280.81</u></u> | | | |
| 2545 | GRAINGER INC | | 133675 | 745.44 | 06/26/2025 | 9521020728 | DIGITAL CLAMP METER |
| | | | 133695 | 208.76 | 06/26/2025 | 9521992504 | BATTERY ALKALINE D |
| | | | 133699 | 218.70 | 06/26/2025 | 9522654251 | ELEC TAPE |
| | | | 133812 | 497.56 | 06/26/2025 | 9531906106 | FLAGING TAPE |
| | GRAINGER INC Total | | | <u><u>1,670.46</u></u> | | | |
| 2637 | ILLINOIS DEPT OF REVENUE | | | 1,369.69 | 06/27/2025 | ILST250627091907CA | Illinois State Tax |
| | | | | 2,630.14 | 06/27/2025 | ILST250627091907CD | Illinois State Tax |
| | | | | 331.00 | 06/27/2025 | ILST250627091907ED | Illinois State Tax |
| | | | | 10,602.53 | 06/27/2025 | ILST250627091907FD | Illinois State Tax |
| | | | | 2,260.28 | 06/27/2025 | ILST250627091907FN | Illinois State Tax |
| | | | | 1,007.09 | 06/27/2025 | ILST250627091907HR | Illinois State Tax |
| | | | | 2,040.16 | 06/27/2025 | ILST250627091907IS | Illinois State Tax |
| | | | | 12,804.22 | 06/27/2025 | ILST250627091907PD | Illinois State Tax |
| | | | | 21,112.31 | 06/27/2025 | ILST250627091907PW | Illinois State Tax |

| <u>VENDOR</u> | <u>VENDOR NAME</u> | <u>STAT PROC</u> | <u>PO NUMBER</u> | <u>AMOUNT</u> | <u>DATE</u> | <u>INVOICE</u> | <u>DESCRIPTION</u> |
|---------------|--------------------------------|------------------|------------------|------------------|-------------|--------------------|-------------------------|
| | ILLINOIS DEPT OF REVENUE Total | | | <u>54,157.42</u> | | | |
| 2638 | INTERNAL REVENUE SERVICE | | | | | | |
| | | | | 1,897.31 | 06/27/2025 | FICA250627091907CA | FICA Employee |
| | | | | 3,660.95 | 06/27/2025 | FICA250627091907CD | FICA Employee |
| | | | | 414.34 | 06/27/2025 | FICA250627091907ED | FICA Employee |
| | | | | 1,162.11 | 06/27/2025 | FICA250627091907FD | FICA Employee |
| | | | | 3,067.99 | 06/27/2025 | FICA250627091907FN | FICA Employee |
| | | | | 1,486.17 | 06/27/2025 | FICA250627091907HR | FICA Employee |
| | | | | 3,141.69 | 06/27/2025 | FICA250627091907IS | FICA Employee |
| | | | | 2,389.48 | 06/27/2025 | FICA250627091907PD | FICA Employee |
| | | | | 28,440.48 | 06/27/2025 | FICA250627091907PV | FICA Employee |
| | | | | 1,897.31 | 06/27/2025 | FICE250627091907CA | FICA Employer |
| | | | | 3,660.95 | 06/27/2025 | FICE250627091907CD | FICA Employer |
| | | | | 414.34 | 06/27/2025 | FICE250627091907ED | FICA Employer |
| | | | | 1,165.11 | 06/27/2025 | FICE250627091907FD | FICA Employer |
| | | | | 3,067.99 | 06/27/2025 | FICE250627091907FN | FICA Employer |
| | | | | 1,486.17 | 06/27/2025 | FICE250627091907HR | FICA Employer |
| | | | | 3,138.69 | 06/27/2025 | FICE250627091907IS | FICA Employer |
| | | | | 2,389.48 | 06/27/2025 | FICE250627091907PD | FICA Employer |
| | | | | 28,440.48 | 06/27/2025 | FICE250627091907PV | FICA Employer |
| | | | | 3,239.40 | 06/27/2025 | FIT 250627091907CA | Federal Withholding Tax |
| | | | | 6,842.71 | 06/27/2025 | FIT 250627091907CD | Federal Withholding Tax |
| | | | | 1,200.73 | 06/27/2025 | FIT 250627091907ED | Federal Withholding Tax |
| | | | | 26,219.85 | 06/27/2025 | FIT 250627091907FD | Federal Withholding Tax |
| | | | | 6,235.15 | 06/27/2025 | FIT 250627091907FN | Federal Withholding Tax |
| | | | | 2,803.91 | 06/27/2025 | FIT 250627091907HR | Federal Withholding Tax |
| | | | | 5,024.18 | 06/27/2025 | FIT 250627091907IS | Federal Withholding Tax |
| | | | | 29,843.71 | 06/27/2025 | FIT 250627091907PD | Federal Withholding Tax |
| | | | | 54,313.31 | 06/27/2025 | FIT 250627091907PW | Federal Withholding Tax |
| | | | | 443.77 | 06/27/2025 | MEDE250627091907C | Medicare Employee |
| | | | | 856.22 | 06/27/2025 | MEDE250627091907C | Medicare Employee |
| | | | | 96.91 | 06/27/2025 | MEDE250627091907E | Medicare Employee |
| | | | | 3,659.94 | 06/27/2025 | MEDE250627091907FI | Medicare Employee |
| | | | | 717.52 | 06/27/2025 | MEDE250627091907FI | Medicare Employee |
| | | | | 347.57 | 06/27/2025 | MEDE250627091907H | Medicare Employee |
| | | | | 734.73 | 06/27/2025 | MEDE250627091907IS | Medicare Employee |
| | | | | 4,394.59 | 06/27/2025 | MEDE250627091907PI | Medicare Employee |
| | | | | 6,651.45 | 06/27/2025 | MEDE250627091907P | Medicare Employee |

| <u>VENDOR</u> | <u>VENDOR NAME</u> | <u>STAT PROC</u> | <u>PO NUMBER</u> | <u>AMOUNT</u> | <u>DATE</u> | <u>INVOICE</u> | <u>DESCRIPTION</u> |
|---------------|--|------------------|------------------|-------------------|-------------|---------------------|----------------------------|
| | | | | 443.77 | 06/27/2025 | MEDR250627091907C | Medicare Employer |
| | | | | 856.22 | 06/27/2025 | MEDR250627091907C | Medicare Employer |
| | | | | 96.91 | 06/27/2025 | MEDR250627091907E | Medicare Employer |
| | | | | 3,660.64 | 06/27/2025 | MEDR250627091907FI | Medicare Employer |
| | | | | 717.52 | 06/27/2025 | MEDR250627091907FI | Medicare Employer |
| | | | | 347.57 | 06/27/2025 | MEDR250627091907H | Medicare Employer |
| | | | | 734.03 | 06/27/2025 | MEDR250627091907IS | Medicare Employer |
| | | | | 4,394.59 | 06/27/2025 | MEDR250627091907P | Medicare Employer |
| | | | | 6,651.45 | 06/27/2025 | MEDR250627091907P | Medicare Employer |
| | INTERNAL REVENUE SERVICE Total | | | 262,849.39 | | | |
| 2639 | STATE DISBURSEMENT UNIT | | | | | | |
| | | | | 636.23 | 06/27/2025 | 000000296250627091E | IL Child Support Amount 1 |
| | | | | 369.23 | 06/27/2025 | 000000486250627091E | IL Child Support Amount 1 |
| | | | | 1,435.85 | 06/27/2025 | 000000837250627091E | IL Child Support Amount 1 |
| | | | | 373.85 | 06/27/2025 | 000001225250627091E | IL Child Support Amount 1 |
| | | | | 596.30 | 06/27/2025 | 000001244250627091E | IL Child Support Amount 1 |
| | | | | 640.15 | 06/27/2025 | 000001412250627091E | IL Child Support Amount 1 |
| | | | | 499.84 | 06/27/2025 | 000001527250627091E | IL Child Support Amount 1 |
| | | | | 345.82 | 06/27/2025 | 000001574250627091E | IL Child Support Amount 1 |
| | STATE DISBURSEMENT UNIT Total | | | 4,897.27 | | | |
| 2659 | UTILITY SUPPLY & CONSTRUCTION | | | | | | |
| | | | 133686 | 312.83 | 06/26/2025 | 56898985 | WASHER |
| | | | 133586 | 540.88 | 06/26/2025 | 56899224 | LUG TERM COMP |
| | | | | -271.00 | 06/26/2025 | 56900914 | CREDIT-ORG INV 56882692 |
| | UTILITY SUPPLY & CONSTRUCTION Total | | | 582.71 | | | |
| 2666 | WINSTON ENGINEERING LLC | | | | | | |
| | | | 133192 | 725.00 | 06/26/2025 | 0606CF2225 | IEPA FORM SPOILS |
| | WINSTON ENGINEERING LLC Total | | | 725.00 | | | |
| 2825 | PIZZO & ASSOCIATES LTD | | | | | | |
| | | | 133252 | 11,107.97 | 06/26/2025 | 8738 | NATIVE STEWARDSHIP 2025/26 |
| | PIZZO & ASSOCIATES LTD Total | | | 11,107.97 | | | |
| 2840 | ST CHARLES ARTS COUNCIL | | | | | | |
| | | | | 2,500.00 | 06/26/2025 | 062625 | PLEIN AIR SPONSORSHIP |
| | ST CHARLES ARTS COUNCIL Total | | | 2,500.00 | | | |

| <u>VENDOR</u> | <u>VENDOR NAME</u> | <u>PO NUMBER</u> | <u>AMOUNT</u> | <u>DATE</u> | <u>INVOICE</u> | <u>DESCRIPTION</u> |
|---------------|--------------------------------------|------------------|------------------|-------------|----------------|---------------------------|
| | STAT PROC | | | | | |
| 2869 | HOERR CONSTRUCTION INC | 133452 | 11,340.00 | 06/26/2025 | 125-250 | CHEMICAL GROUT CLEAN UP |
| | HOERR CONSTRUCTION INC Total | | 11,340.00 | | | |
| 2897 | RICHARD J PECK | 133622 | 1,200.00 | 06/26/2025 | 202500046 | MEMORIAL DAY SOUND 2025 |
| | RICHARD J PECK Total | | 1,200.00 | | | |
| 2956 | LAI LLC | 133711 | 2,397.50 | 06/26/2025 | 25-6433S | PARTS AND LABOR AIR VALVE |
| | LAI LLC Total | | 2,397.50 | | | |
| 2963 | RAYNOR DOOR AUTHORITY | 133721 | 212.00 | 06/26/2025 | 126641 | LABOR PW GARAGE |
| | RAYNOR DOOR AUTHORITY Total | | 212.00 | | | |
| 2985 | S SCHROEDER TRUCKING INC | 130 | 3,965.00 | 06/26/2025 | 70955 | HAULING-1425 SOUTH AVE |
| | | 130 | 1,921.50 | 06/26/2025 | 71033 | HAULING |
| | S SCHROEDER TRUCKING INC Total | | 5,886.50 | | | |
| 2990 | HAWKINS INC | 126 | 4,405.00 | 06/26/2025 | 7101412 | AZONE & CHLORINE - EPA |
| | HAWKINS INC Total | | 4,405.00 | | | |
| 3010 | PLOTE CONSTRUCTION INC | 128 | 258.00 | 06/26/2025 | 257372 | N50 SURFACE |
| | | 128 | 2,036.67 | 06/26/2025 | 257552 | N50 SURFACE & BINDER |
| | PLOTE CONSTRUCTION INC Total | | 2,294.67 | | | |
| 3099 | MIDWEST SALT LLC | 125 | 3,578.98 | 06/26/2025 | P482653 | MVP IND COARSE SOLAR |
| | | 125 | 3,070.89 | 06/26/2025 | P482774 | MVP IND COARSE SOLAR |
| | | 125 | 3,157.31 | 06/26/2025 | P482820 | MVP IND COARSE SOLAR |
| | MIDWEST SALT LLC Total | | 9,807.18 | | | |
| 3102 | RUSH PARTS CENTERS OF ILLINOIS | 133687 | 168.04 | 06/26/2025 | 3041926623 | VALVE HEIGHT CONTROL |
| | RUSH PARTS CENTERS OF ILLINOIS Total | | 168.04 | | | |
| 3106 | CIVILTECH ENGINEERING INC | | | | | |

| <u>VENDOR</u> | <u>VENDOR NAME</u> | <u>STAT PROC</u> | <u>PO NUMBER</u> | <u>AMOUNT</u> | <u>DATE</u> | <u>INVOICE</u> | <u>DESCRIPTION</u> |
|---------------|---------------------------------|------------------|------------------|------------------|-------------|----------------|------------------------------|
| | | | 127858 | 5,931.10 | 06/26/2025 | 55752 | PEDESTRIAN IMPROVEMENTS |
| | CIVILTECH ENGINEERING INC Total | | | 5,931.10 | | | |
| 3131 | VCNA PRAIRIE LLC | | 131 | 1,508.63 | 06/26/2025 | 892007098 | FLAT AIR MRWR |
| | VCNA PRAIRIE LLC Total | | | 1,508.63 | | | |
| 3153 | PEERLESS NETWORK INC | | | 5,031.69 | 06/26/2025 | 77559 | MONTHLY BILLING 6/15-7/14/25 |
| | PEERLESS NETWORK INC Total | | | 5,031.69 | | | |
| 3164 | E K KUHN INC | | 133769 | 500.00 | 06/26/2025 | 85906 | REMOVAL OF LETTERING |
| | E K KUHN INC Total | | | 500.00 | | | |
| 3203 | OUTDOOR HOME SERVICES LLC | | 133227 | 258.78 | 06/26/2025 | 207872284 | TURF TREATMENTS |
| | | | 133227 | 431.59 | 06/26/2025 | 207872286 | TURF TREATMENTS |
| | | | 133227 | 1,733.94 | 06/26/2025 | 209901557 | TURF TREATMENTS |
| | | | 133227 | 4,542.59 | 06/26/2025 | 209901559 | TURF TREATMENTS |
| | OUTDOOR HOME SERVICES LLC Total | | | 6,966.90 | | | |
| 3236 | HR GREEN INC | | 132539 | 4,628.40 | 06/26/2025 | 188686 | 7TH AVE CREEK |
| | HR GREEN INC Total | | | 4,628.40 | | | |
| 3247 | JWC ENVIRONMENTAL INC | | 132083 | 49,514.77 | 06/26/2025 | 122036 | PARTS FOR WW DEPT |
| | JWC ENVIRONMENTAL INC Total | | | 49,514.77 | | | |
| 3313 | PETERSON AND MATZ INC | | 133764 | 2,083.92 | 06/26/2025 | 705 | GMXA PUMP |
| | PETERSON AND MATZ INC Total | | | 2,083.92 | | | |
| 3345 | JOSEPH G POLLARD CO INC | | 133599 | 99.99 | 06/26/2025 | 0288403 | GUAGE |
| | | | 133697 | 940.76 | 06/26/2025 | 0288837 | TUBE ROUNDER VICE GRIP ST |
| | JOSEPH G POLLARD CO INC Total | | | 1,040.75 | | | |
| 3520 | CARYLIE FORTE | | | 46.66 | 06/26/2025 | 062325 | REIMBURSEMENT TEA FOR OF |

| <u>VENDOR</u> | <u>VENDOR NAME</u> | <u>STAT</u> | <u>PROC</u> | <u>PO NUMBER</u> | <u>AMOUNT</u> | <u>DATE</u> | <u>INVOICE</u> | <u>DESCRIPTION</u> |
|---------------|--------------------------------------|-------------|-------------|------------------|------------------|-------------|----------------|------------------------------|
| | CARYLIE FORTE Total | | | | <u>46.66</u> | | | |
| 3561 | ADVANCED ELEVATOR COMPANY | | | 133617 | 654.24 | 06/26/2025 | 58070 | ELEVATOR MAINTENANCE |
| | ADVANCED ELEVATOR COMPANY Total | | | | <u>654.24</u> | | | |
| 3734 | Andrew Kidd | | | 133320 | 1,974.60 | 06/26/2025 | PUA5307 | COLLEGE TUITION REIMBURSE |
| | Andrew Kidd Total | | | | <u>1,974.60</u> | | | |
| 3799 | LRS HOLDINGS LLC | | | 133187 | 91.00 | 06/26/2025 | PS659514 | RENTAL - 3805 LINCOLN HWY |
| | | | | 133297 | 546.00 | 06/26/2025 | PS659515 | 6 UNIT RENTAL-1405 S 7TH AVE |
| | LRS HOLDINGS LLC Total | | | | <u>637.00</u> | | | |
| 3805 | EMPLOYEE BENEFITS CORP - ACH | | | | 13,698.42 | 06/30/2025 | C98632-202506 | FLEXIBLE SPENDING CLAIMS |
| | EMPLOYEE BENEFITS CORP - ACH Total | | | | <u>13,698.42</u> | | | |
| 3858 | IHC CONSTRUCTION COMPANIES LLC | | | 133440 | 9,128.00 | 06/26/2025 | 126397 | 405 S 7TH ST VALVE |
| | | | | 133440 | 10,417.00 | 06/26/2025 | 126398 | 111 S 11TH ST VALVE |
| | | | | 133842 | 12,878.00 | 06/26/2025 | 25322 | 235 TOWER HILL DR |
| | IHC CONSTRUCTION COMPANIES LLC Total | | | | <u>32,423.00</u> | | | |
| 3882 | CORE & MAIN LP | | | 133659 | 5,100.00 | 06/26/2025 | X047353 | PRATT |
| | | | | 133659 | 608.68 | 06/26/2025 | X054423 | GASKET, ADAPTER AND HEAD |
| | | | | 133724 | 280.00 | 06/26/2025 | X078648 | GASKET |
| | | | | 133788 | 1,027.00 | 06/26/2025 | X097465 | DUAL SLEEVE |
| | CORE & MAIN LP Total | | | | <u>7,015.68</u> | | | |
| 3886 | VIA CARLITA LLC | | | 133211 | 83.76 | 06/26/2025 | 100182 | V BELT |
| | | | | | 748.72 | 06/26/2025 | 561819 | REPAIR |
| | | | | | 405.47 | 06/26/2025 | 562231 | REPAIR |
| | | | | 133819 | 3,782.61 | 06/26/2025 | 565576 | REPAIR UNIT 1921 |
| | | | | 133963 | 215.00 | 06/26/2025 | 566449 | REPAIR UNIT 1769 |
| | | | | | 12.98 | 06/26/2025 | 77689 | FLEET PARTS |
| | | | | | 55.04 | 06/26/2025 | 96891 | FLEET PARTS |

| <u>VENDOR</u> | <u>VENDOR NAME</u> | <u>STAT PROC</u> | <u>PO NUMBER</u> | <u>AMOUNT</u> | <u>DATE</u> | <u>INVOICE</u> | <u>DESCRIPTION</u> |
|---------------|---|------------------|------------------|------------------|-------------|--------------------|--------------------------------|
| | | | 133211 | 800.00 | 06/26/2025 | 98423 | IDS |
| | | | 133211 | 62.41 | 06/26/2025 | 98665 | HOUSING |
| | | | 133211 | 533.54 | 06/26/2025 | 99497 | WIRE AND COIL |
| | | | 133211 | 94.88 | 06/26/2025 | 99712 | TUBE |
| | | | 133211 | 13.32 | 06/26/2025 | 99764 | LATCH |
| | | | 133712 | 39,848.70 | 06/24/2025 | 052725 | 2025 FORD RANGER XL |
| | VIA CARLITA LLC Total | | | 46,656.43 | | | |
| 3948 | UNIQUE PRODUCTS & SERVICE CORP | | 133649 | 1,324.11 | 06/26/2025 | 482936 | M-FOLD TOWEL , WINDSOFT |
| | UNIQUE PRODUCTS & SERVICE CORP Total | | | 1,324.11 | | | |
| 3968 | TRANSAMERICA CORPORATION | | | 5,090.42 | 06/27/2025 | RHFP250627091907PI | Retiree Healthcare Funding Pla |
| | | | | 1,545.52 | 06/27/2025 | S115250627091907FD | Sect 115 Retiree Health Plan |
| | TRANSAMERICA CORPORATION Total | | | 6,635.94 | | | |
| 3973 | HSA BANK WIRE ONLY | | | 367.30 | 06/27/2025 | HSAF250627091907CI | Health Savings Plan - Family |
| | | | | 3,107.96 | 06/27/2025 | HSAF250627091907FI | Health Savings Plan - Family |
| | | | | 10.00 | 06/27/2025 | HSAF250627091907FI | Health Savings Plan - Family |
| | | | | 356.25 | 06/27/2025 | HSAF250627091907HF | Health Savings Plan - Family |
| | | | | 534.92 | 06/27/2025 | HSAF250627091907IS | Health Savings Plan - Family |
| | | | | 2,363.33 | 06/27/2025 | HSAF250627091907PI | Health Savings Plan - Family |
| | | | | 300.00 | 06/27/2025 | HSAF250627091907PI | Health Savings Plan - Family |
| | | | | 214.58 | 06/27/2025 | HSAS250627091907CI | Health Savings - Self Only |
| | | | | 179.17 | 06/27/2025 | HSAS250627091907CI | Health Savings - Self Only |
| | | | | 1,360.43 | 06/27/2025 | HSAS250627091907FI | Health Savings - Self Only |
| | | | | 5.00 | 06/27/2025 | HSAS250627091907FI | Health Savings - Self Only |
| | | | | 588.34 | 06/27/2025 | HSAS250627091907PI | Health Savings - Self Only |
| | | | | 715.00 | 06/27/2025 | HSAS250627091907PI | Health Savings - Self Only |
| | HSA BANK WIRE ONLY Total | | | 10,102.28 | | | |
| 3988 | Joseph Gaske | | | 440.70 | 06/26/2025 | 061825JG | PTI TRAINING HOTEL STAY |
| | Joseph Gaske Total | | | 440.70 | | | |
| 4001 | TRYAD SOLUTIONS | | 132845 | 4,500.00 | 06/26/2025 | 2325 | 2024 FIRE DEPT ANNUAL REPO |

| <u>VENDOR</u> | <u>VENDOR NAME</u> | <u>STAT</u> | <u>PROC</u> | <u>PO NUMBER</u> | <u>AMOUNT</u> | <u>DATE</u> | <u>INVOICE</u> | <u>DESCRIPTION</u> |
|---------------|-----------------------------------|-------------|-------------|------------------|------------------|-------------|-----------------|----------------------------|
| | TRYAD SOLUTIONS Total | | | | <u>4,500.00</u> | | | |
| 4020 | TREES R US INC | | | 133455 | 23,072.50 | 06/26/2025 | 30151 | 2025 BRUSH COLLECTION |
| | TREES R US INC Total | | | | <u>23,072.50</u> | | | |
| 4033 | J & F CONCRETE LIFTING CORP | | | 133197 | 10,137.75 | 06/26/2025 | 2123 | CONCRETE LIFTING / MUD JAC |
| | J & F CONCRETE LIFTING CORP Total | | | | <u>10,137.75</u> | | | |
| 4057 | COPS TESTING SERVICE INC | | | | 500.00 | 06/26/2025 | 1463 | PPSYCHOLOGICAL TESTING |
| | | | | | 175.00 | 06/26/2025 | 1471 | POLYGRAPH |
| | COPS TESTING SERVICE INC Total | | | | <u>675.00</u> | | | |
| 4074 | AMAZON CAPITAL SERVICES INC | | | 133836 | 299.00 | 06/26/2025 | 11LR-YKQY-KR76 | REALTRUCK BACKRACK SRX R |
| | | | | 133420 | 7.99 | 06/26/2025 | 11PV-RTQT-Y1VL | ANKER USB HUB PORTS |
| | | | | 133203 | 24.49 | 06/26/2025 | 141H-XJR7-C6JX | ROUND CLEAR WHITE LIGHTS |
| | | | | 133420 | 301.79 | 06/26/2025 | 141H-XJR7-KTXR | OFFICE SUPPLIES |
| | | | | | -299.00 | 06/26/2025 | 17JL-N4DD-L6RF | CREDIT-ORG INV 11LR-YKQY-K |
| | | | | | -50.03 | 06/26/2025 | 17KX-91WX-KJ61 | CREDIT-ORG INV 11PV-RTQT-D |
| | | | | | -189.49 | 06/26/2025 | 1C31-TL1G-V9PV | CREDIT-ORG INV 1DJ3-KFGD-6 |
| | | | | 133841 | 37.48 | 06/26/2025 | 1DF4-KN1V-YGVH | ARKON MOUNTS - CAMERA WA |
| | | | | 133276 | 37.54 | 06/26/2025 | 1DG3-4LVD-1KC9 | 3-RING BINDERS |
| | | | | 133931 | 37.54 | 06/26/2025 | 1FWF-64NC-V4G6 | 3 RING BINDERS |
| | | | | 133420 | 19.96 | 06/26/2025 | 1FWF-64NC-YDXL | POCKET SCREWDRIVER KEYC |
| | | | | 133914 | 135.50 | 06/26/2025 | 1G94-3KKV-PKF6 | OFFICE SUPPLIES |
| | | | | 133808 | 224.97 | 06/26/2025 | 1GLD-33YN-L4CT | LYSOL DISINFECTANT SPRAY |
| | | | | 133860 | 117.40 | 06/26/2025 | 1H1W-7Q6N-QW76 | HOPKINS TOWING SOLUTION |
| | | | | 133420 | 31.51 | 06/26/2025 | 1H9D-QCGM-1QXC | LOGITECH WIRELESS MOUSE |
| | | | | 133856 | 180.62 | 06/26/2025 | 1KWD-JMLX-LHVN | NU CALGON 4774-0 COIL GUN |
| | | | | 133907 | 9.99 | 06/26/2025 | 1MY-Y-L1GW-7VP9 | I PHONE 16 CHARGER |
| | | | | 133797 | 143.47 | 06/26/2025 | 1P6R-RH6R-QXVD | FLASH DRIVE, MOUSE & HEAD |
| | | | | | -37.54 | 06/26/2025 | 1QRN-4D3R-JTMX | CREDIT-ORG INV 1DG3-4LVD-1 |
| | | | | 133203 | 94.99 | 06/26/2025 | 1TF3-KYFW-3DVW | NOCO GENIUS10 BATTERY CH |
| | | | | 133850 | 24.49 | 06/26/2025 | 1TXF-WC17-YRHC | TRUE MODS TRAILER TAIL LIG |
| | | | | 133430 | 728.70 | 06/26/2025 | 1VC6-41TC-7FT9 | LITTLE GIANT LADDERS |
| | | | | 133203 | 118.96 | 06/26/2025 | 1WFL-W33G-HVVC | BULLDOG SQR TRAILER JACK |

| <u>VENDOR</u> | <u>VENDOR NAME</u> | <u>STAT PROC</u> | <u>PO NUMBER</u> | <u>AMOUNT</u> | <u>DATE</u> | <u>INVOICE</u> | <u>DESCRIPTION</u> |
|---------------|---|------------------|------------------|------------------|-------------|---------------------|------------------------------|
| | | | 133386 | 29.99 | 06/26/2025 | 1Y73-QTYW-QD9H | SAMSUNG GALAXY S24 REACT |
| | | | 133840 | 150.92 | 06/26/2025 | 1YXF-HYYL-XRX3 | WATER RESCUE THROW BAG |
| | | | | 999.99 | 06/27/2025 | 111-9982847-9534616 | STEAM CLEANER |
| | AMAZON CAPITAL SERVICES INC Total | | | 3,181.23 | | | |
| 4102 | COSTCO ANYWHERE VISA | | | 299.99 | 06/26/2025 | 20250626 | SAMSUND TV |
| | COSTCO ANYWHERE VISA Total | | | 299.99 | | | |
| 4113 | SNAP ON INDUSTRIAL | | 133601 | 407.07 | 06/26/2025 | ARV/64825096 | WRENCH HOLDERS & SOCKET |
| | SNAP ON INDUSTRIAL Total | | | 407.07 | | | |
| 4116 | B2B INDUSTRIAL PRODUCTS LLC | | 133497 | 569.31 | 06/26/2025 | 0789935-IN | STAINLESS HOSE CLAMP |
| | B2B INDUSTRIAL PRODUCTS LLC Total | | | 569.31 | | | |
| 4142 | INTELLIAS INC | | 128715 | 1,850.00 | 06/26/2025 | 14705 | MAY SERVICES |
| | INTELLIAS INC Total | | | 1,850.00 | | | |
| 4174 | UNIFIRST CORPORATION | | 133228 | 203.30 | 06/26/2025 | 1320227125 | UNIFORMS |
| | | | 133228 | 203.30 | 06/26/2025 | 1320228910 | UNIFORMS |
| | UNIFIRST CORPORATION Total | | | 406.60 | | | |
| 4282 | ST CHARLES BUSINESS ALLIANCE | | | 69,166.66 | 06/26/2025 | FY 2026 | SSA & HOTEL TAX DISB FY 2026 |
| | ST CHARLES BUSINESS ALLIANCE Total | | | 69,166.66 | | | |
| 4292 | GARDA CL GREAT LAKES INC | | | 379.05 | 06/26/2025 | 10818239 | JUNE SERVICES UB DEPT |
| | GARDA CL GREAT LAKES INC Total | | | 379.05 | | | |
| 4333 | STEALTH SECURITY INC | | 133581 | 1,032.10 | 06/26/2025 | 55670 | FIRST AID KIT RESTOCK |
| | STEALTH SECURITY INC Total | | | 1,032.10 | | | |
| 4361 | Mark Pullia | | | 38.86 | 06/26/2025 | 061825MP | MARKING WAND-HOME DEPOT |

| <u>VENDOR</u> | <u>VENDOR NAME</u> | <u>STAT PROC</u> | <u>PO NUMBER</u> | <u>AMOUNT</u> | <u>DATE</u> | <u>INVOICE</u> | <u>DESCRIPTION</u> |
|---------------|--------------------------------------|------------------|------------------|-------------------------|-------------|----------------|-----------------------------|
| | Mark Pullia Total | | | <u><u>38.86</u></u> | | | |
| 4377 | MACQUEEN EQUIPMENT LLC | | 133213 | 110.11 | 06/26/2025 | P34055 | LIGHT |
| | MACQUEEN EQUIPMENT LLC Total | | | <u><u>110.11</u></u> | | | |
| 4381 | CULLIGAN TRI CITY | | | 284.64 | 06/26/2025 | 32077 | WATER BOTTLE SERVICE |
| | | | | 204.04 | 06/26/2025 | 32079 | WATER BOTTLE SERVICE |
| | | | 133839 | 733.92 | 06/26/2025 | 32080 | WATER DELIVERY PW |
| | CULLIGAN TRI CITY Total | | | <u><u>1,222.60</u></u> | | | |
| 4384 | DACRA ADJUDICATION SYSTEMS LLC | | 133413 | 1,746.11 | 06/26/2025 | DT2025-05-097 | MONTHLY SOFTWARE FEES |
| | DACRA ADJUDICATION SYSTEMS LLC Total | | | <u><u>1,746.11</u></u> | | | |
| 4391 | METRONET HOLDINGS LLC | | | 2,258.02 | 06/26/2025 | 1497261/062225 | FIBER INTERNET 6/22-7/21/25 |
| | METRONET HOLDINGS LLC Total | | | <u><u>2,258.02</u></u> | | | |
| 4399 | Kevin Kasperek | | | 124.99 | 06/26/2025 | 061125KK | DUTY FOOTWEAR |
| | Kevin Kasperek Total | | | <u><u>124.99</u></u> | | | |
| 4428 | ATLAS REFRIGERATION INC | | | 6,231.00 | 07/03/2025 | 35942 | ICE MAKER FIRE DEPT |
| | ATLAS REFRIGERATION INC Total | | | <u><u>6,231.00</u></u> | | | |
| 4456 | FEHR GRAHAM & ASSOCIATES LLC | | 126156 | 2,200.75 | 06/26/2025 | 131807A | EASTERN INTERCEPTOR PHAS |
| | | | 122041 | 6,994.25 | 06/26/2025 | 131807B | EASTERN INTERCEPTOR SEWE |
| | | | 126922 | 10,235.50 | 06/26/2025 | 131807C | PRAIRIE STREET ENGINEERING |
| | | | 127012 | 815.75 | 06/26/2025 | 131807D | 6TH ST AND STATE |
| | | | 127011 | 670.50 | 06/26/2025 | 131807E | LEAD SERVICE LINE |
| | | | 127019 | 4,624.00 | 06/26/2025 | 131807F | DIVISION AND BEATRICE |
| | | | 127057 | 7,504.25 | 06/26/2025 | 131807G | 6TH, 7TH, AND 4TH CONSTRU |
| | | | 127058 | 6,534.25 | 06/26/2025 | 131807H | 7TH AND ELM |
| | FEHR GRAHAM & ASSOCIATES LLC Total | | | <u><u>39,579.25</u></u> | | | |
| 4468 | IIA LIFTING SERVICES INC | | | | | | |

| <u>VENDOR</u> | <u>VENDOR NAME</u> | <u>STAT PROC</u> | <u>PO NUMBER</u> | <u>AMOUNT</u> | <u>DATE</u> | <u>INVOICE</u> | <u>DESCRIPTION</u> |
|---------------|--|------------------|------------------|-----------------|-------------|----------------|------------------------------|
| | | | 133716 | 750.37 | 06/26/2025 | INDI98243 | SAFETY INSPECTION UNIT 193! |
| | IIA LIFTING SERVICES INC Total | | | 750.37 | | | |
| 4473 | BRAD MANNING FORD INC | | | -10.02 | 06/26/2025 | CM256956-2 | CREDIT PO 128282 |
| | | | 133691 | 1,076.04 | 06/26/2025 | FOCS155843 | PARTS AND LABOR |
| | BRAD MANNING FORD INC Total | | | 1,066.02 | | | |
| 4474 | MEREDITH WATER COMPANY | | | 80.00 | 06/26/2025 | 0814530 | DI RENTAL SERVICE |
| | MEREDITH WATER COMPANY Total | | | 80.00 | | | |
| 4510 | CHEMPACE CORPORATION | | | 390.45 | 06/26/2025 | 639053 | 2109-5 SEWER FOAM |
| | CHEMPACE CORPORATION Total | | | 390.45 | | | |
| 4590 | JOHN J MILLNER & ASSOCIATES | | 127161 | 2,400.00 | 06/26/2025 | 252 | APRIL SERVICES |
| | | | 133778 | 2,400.00 | 06/26/2025 | 253 | LEGISLATIVE ADVICE MAY 2025 |
| | JOHN J MILLNER & ASSOCIATES Total | | | 4,800.00 | | | |
| 4600 | AMERICAN ENERGY ANALYSIS INC | | | 1,400.00 | 06/26/2025 | 24856 | CRANE ROAD LIFT STATION |
| | AMERICAN ENERGY ANALYSIS INC Total | | | 1,400.00 | | | |
| 4672 | A5 GROUP INC | | | 1,725.00 | 06/26/2025 | 25-0687 | CITY INSIDER PODCAST-VIDEC |
| | A5 GROUP INC Total | | | 1,725.00 | | | |
| 4676 | MIELE INCORPORATED | | | 180.13 | 06/26/2025 | 2366276858 | MIELE DISHWASHER |
| | MIELE INCORPORATED Total | | | 180.13 | | | |
| 4680 | PACE ANALYTICAL SERVICES LLC | | | 455.00 | 06/26/2025 | 257215398 | LAB TESTING SERVICES |
| | | | 133612 | 110.00 | 06/26/2025 | 257215827 | TESTING SERVICES |
| | PACE ANALYTICAL SERVICES LLC Total | | | 565.00 | | | |
| 4691 | ECO CLEAN MAINTENANCE INC | | | 20,652.00 | 06/26/2025 | 13876 | JANITORIAL SERVICE - MAY 202 |
| | | | 133402 | 830.00 | 06/26/2025 | 13877 | SUBSTATION CLEANING MAY |

| <u>VENDOR</u> | <u>VENDOR NAME</u> | <u>PO NUMBER</u> | <u>AMOUNT</u> | <u>DATE</u> | <u>INVOICE</u> | <u>DESCRIPTION</u> |
|---------------|--------------------------------------|------------------|------------------|-------------|--------------------|----------------------------|
| | STAT PROC | | | | | |
| | ECO CLEAN MAINTENANCE INC Total | | <u>21,482.00</u> | | | |
| 4708 | SAMS CLUB | | | | | |
| | | 133816 | 26.32 | 07/01/2025 | 10305021687 | COFFEE MATE CREAMER |
| | | 133980 | 53.94 | 07/01/2025 | 10311705083 | PUFFS PLUS LOTION TISSUES |
| | SAMS CLUB Total | | <u>80.26</u> | | | |
| 4711 | YORK CONSTRUCTION & MANAGEMENT | | | | | |
| | | 132121 | 6,138.00 | 06/26/2025 | 8024-0004C | RESTORATION SWENSON AVE |
| | YORK CONSTRUCTION & MANAGEMENT Total | | <u>6,138.00</u> | | | |
| 4712 | DIVERGENT ALLIANCE LLC | | | | | |
| | | 133698 | 440.40 | 06/26/2025 | INV2718 | HARD HATS |
| | DIVERGENT ALLIANCE LLC Total | | <u>440.40</u> | | | |
| 4727 | AIRHART CONSTRUCTION CORP | | | | | |
| | | | 10,000.00 | 06/26/2025 | 202401031 | TCO BONDS REFUND-512&508 |
| | | | 5,000.00 | 06/26/2025 | 202401297 | TCO BOND REFUND-1509 DEMI |
| | AIRHART CONSTRUCTION CORP Total | | <u>15,000.00</u> | | | |
| 4738 | YELLOWSTONE LANDSCAPE INC | | | | | |
| | | 133249 | 18,368.75 | 06/26/2025 | 920526 | LANDSCAPE MAINT CONTRACT |
| | YELLOWSTONE LANDSCAPE INC Total | | <u>18,368.75</u> | | | |
| 4765 | EWING SAFETY AND INDUSTRIAL | | | | | |
| | | 133333 | 307.70 | 06/26/2025 | 38851 | PIPS EVOLUTION, BIOSOFT CO |
| | EWING SAFETY AND INDUSTRIAL Total | | <u>307.70</u> | | | |
| 4767 | Adrian Corona | | | | | |
| | | | 135.00 | 06/26/2025 | 061225AC | EVT CERTIFICATION |
| | Adrian Corona Total | | <u>135.00</u> | | | |
| 4783 | ST CHARLES PROF FIREFIGHTERS | | | | | |
| | | | 1,849.20 | 06/27/2025 | UNF 250627091907FD | Union Dues - IAFF |
| | ST CHARLES PROF FIREFIGHTERS Total | | <u>1,849.20</u> | | | |
| 4812 | TEKLAB INC | | | | | |
| | | | -42.00 | 06/26/2025 | 326500CM | OVERBILLED INV 326500 |
| | | | -42.00 | 06/26/2025 | 326502CM | OVERBILLED INV 326502 |
| | | | -42.00 | 06/26/2025 | 326542CM | OVERBILLED INV 326542 |
| | | 132911 | 957.75 | 06/26/2025 | 327124 | AWARD CONCEPTS SAMPLING |

| <u>VENDOR</u> | <u>VENDOR NAME</u> | <u>STAT PROC</u> | <u>PO NUMBER</u> | <u>AMOUNT</u> | <u>DATE</u> | <u>INVOICE</u> | <u>DESCRIPTION</u> |
|---------------|---|------------------|------------------|-----------------|-------------|----------------|-----------------------------|
| | | | 125060 | 312.25 | 06/26/2025 | 327758 | 503 WWTP SLUDGE TESTING C |
| | | | 125060 | 368.40 | 06/26/2025 | 327760 | 503 WWTP SLUDGE TESTING C |
| | TEKLAB INC Total | | | 1,512.40 | | | |
| 4813 | COMMERCIAL TIRE SERVICES INC | | 133799 | 312.50 | 06/26/2025 | 2220094754 | FLAT REPAIR |
| | COMMERCIAL TIRE SERVICES INC Total | | | 312.50 | | | |
| 4825 | SAMUEL A BONILLA III | | | 663.00 | 06/26/2025 | 25-05 | ADJUDICATION HEARING FEES |
| | SAMUEL A BONILLA III Total | | | 663.00 | | | |
| 4859 | LANDSCAPE MATERIAL | | 133308 | 1,260.00 | 06/26/2025 | 79403 | MULCH TICKET # 370676 |
| | | | 133308 | 1,260.00 | 06/26/2025 | 80286 | MULCH 2025 |
| | LANDSCAPE MATERIAL Total | | | 2,520.00 | | | |
| 4870 | HD SUPPLY INC | | 133567 | 734.75 | 06/26/2025 | INV00715620 | CHEME TEST BALL PLUG |
| | | | 133567 | 521.26 | 06/26/2025 | INV00723888 | MUNI BALL ADAPTER & PLUG |
| | | | 133688 | 1,599.92 | 06/26/2025 | INV00724973 | TABLETS 60LB |
| | | | | -106.30 | 06/26/2025 | SCN366050 | CREDITS SO37003006 |
| | | | | -107.50 | 06/26/2025 | SCN366181 | CREDITS INV00701461 |
| | | | | -106.30 | 06/26/2025 | SCN366261 | CERDITS SO3702751 |
| | | | | -159.45 | 06/26/2025 | SCN369002 | CREDITS INVOICE INV00698646 |
| | | | | -585.75 | 06/26/2025 | SCN371737 | CREDIT FOR PRODUCT NOT RE |
| | | | | -240.05 | 06/26/2025 | SCN387137 | CREDITS PO133567 |
| | HD SUPPLY INC Total | | | 1,550.58 | | | |
| 4885 | COLLIFLOWER INC | | 133718 | 9.65 | 06/26/2025 | 02657922 | HOSE REPAIR |
| | | | 133215 | 74.61 | 06/26/2025 | 02668793 | CAM LOCK & FEMALE CAMLOC |
| | COLLIFLOWER INC Total | | | 84.26 | | | |
| 4976 | SABRE SUPPLY INC | | 133648 | 588.75 | 06/26/2025 | 148904 | TOILET PAPER ROLL |
| | SABRE SUPPLY INC Total | | | 588.75 | | | |
| 4984 | SEL ENGINEERING SERVICES INC | | 126490 | 14,157.00 | 06/26/2025 | 71043 | SEL-751 FORM 6 PROTECTION |

| <u>VENDOR</u> | <u>VENDOR NAME</u> | <u>PO NUMBER</u> | <u>AMOUNT</u> | <u>DATE</u> | <u>INVOICE</u> | <u>DESCRIPTION</u> |
|---------------|--------------------------------------|------------------|------------------|-------------|----------------|-----------------------------|
| | STAT PROC | | | | | |
| | SEL ENGINEERING SERVICES INC Total | | <u>14,157.00</u> | | | |
| 4992 | CLARK DIETZ INC | 133880 | 3,735.00 | 06/26/2025 | 445118 | MASTER ENGINEERING SERVIC |
| | CLARK DIETZ INC Total | | <u>3,735.00</u> | | | |
| 5009 | PRO-SAFETY INC | 133394 | 255.00 | 06/26/2025 | S1001346 | RED SPRAY PAINT |
| | PRO-SAFETY INC Total | | <u>255.00</u> | | | |
| 5062 | JADE SCIENTIFIC, INC | 133595 | 223.60 | 06/26/2025 | IN136793 | CHEMICALS |
| | JADE SCIENTIFIC, INC Total | | <u>223.60</u> | | | |
| 5077 | UNO MAS LANDSCAPING | 133665 | 2,038.83 | 06/26/2025 | 2025-E135-SC | RESTORATION 210 OAK ST |
| | | 133665 | 634.67 | 06/26/2025 | 2025-E136-SC | RESTORATION 508 LONGMEAD |
| | | 133665 | 1,120.00 | 06/26/2025 | 2025-E137-SC | RESTORATION 25 DIVISION ST |
| | | 133403 | 6,000.00 | 06/26/2025 | 2025-E162SC | PATH CONSTRUCTION-1004 WI |
| | | 133834 | 849.99 | 06/26/2025 | 2025-E173SC | RESTORATION-1500 FOREST R |
| | | 133834 | 486.70 | 06/26/2025 | 2025-E174SC | RESTORATION-408 S 6TH ST |
| | | 133451 | 5,070.00 | 06/26/2025 | 2025-E185SC | LANDSCAPE BED PREPARTION |
| | UNO MAS LANDSCAPING Total | | <u>16,200.19</u> | | | |
| 5109 | DECO SUPPLY COMPANY INC | 132403 | 1,101.75 | 06/26/2025 | 11745448 | SPLICE AUTO |
| | | 132403 | 813.00 | 06/26/2025 | 11745449 | COLD WEATHER TAPE |
| | | 132603 | 91.50 | 06/26/2025 | 11745452 | BOLT MACHINE |
| | | 132603 | 81.00 | 06/26/2025 | 11745453 | BOLT MACHINE |
| | | 132603 | 140.40 | 06/26/2025 | 11745454 | BOLT MACHINE |
| | | 133338 | 336.30 | 06/26/2025 | 11745475 | BOLT MACHINE |
| | | 133338 | 7,319.50 | 06/26/2025 | 11745476 | CROSS ARM AND SPLICEES |
| | | 133588 | 146.00 | 06/26/2025 | 11745501 | SCREW HEAD LAG |
| | | 133784 | 584.00 | 06/26/2025 | 11746148 | WASHER SQ CURVED BOLT |
| | DECO SUPPLY COMPANY INC Total | | <u>10,613.45</u> | | | |
| 5116 | MANUSOS GENERAL CONTRACTING IN | 127444 | 1,944.90 | 06/26/2025 | 3 | 2024 MAIN WWTF FINAL CLARIF |
| | MANUSOS GENERAL CONTRACTING IN Total | | <u>1,944.90</u> | | | |

| <u>VENDOR</u> | <u>VENDOR NAME</u> | <u>PO NUMBER</u> | <u>AMOUNT</u> | <u>DATE</u> | <u>INVOICE</u> | <u>DESCRIPTION</u> |
|---------------|------------------------------------|------------------|------------------|-------------|----------------|------------------------|
| | STAT PROC | | | | | |
| 5128 | SHAMROCK FIRE PROTECTION LLC | | | | | |
| | | 132994 | 2,450.00 | 06/26/2025 | 2025362 | ANNUAL INSPECTION |
| | | 132994 | 3,170.00 | 06/26/2025 | 2025363 | ANNUAL INSPECTION |
| | | 132994 | 3,245.00 | 06/26/2025 | 2025364 | ANNUAL INSPECTION |
| | | 132994 | 6,210.00 | 06/26/2025 | 2025365 | ANNUAL INSPECTION |
| | | 132994 | 2,035.00 | 06/26/2025 | 2025366 | ANNUAL INSPECTION |
| | | 132993 | 1,570.00 | 06/26/2025 | 2025370 | 2025554 |
| | | | 745.00 | 06/26/2025 | 2025492 | ANNUAL INSPECTION |
| | | | 1,015.00 | 06/26/2025 | 2025524 | 2025554 |
| | | | 2,570.00 | 06/26/2025 | 2025525 | ANNUAL INSPECTION |
| | | | 3,845.00 | 06/26/2025 | 2025526 | ANNUAL INSPECTION |
| | | | 2,570.00 | 06/26/2025 | 2025544 | ANNUAL INSPECTION |
| | | | 2,570.00 | 06/26/2025 | 2025550 | ANNUAL INSPECTION |
| | | | 2,700.00 | 06/26/2025 | 2025553 | ANNUAL INSPECTION |
| | | | 15,850.00 | 06/26/2025 | 2025554 | ANNUAL INSPECTION |
| | | | 3,575.00 | 06/26/2025 | 2025555 | ANNUAL INSPECTION |
| | | | 3,090.00 | 06/26/2025 | 2025556 | ANNUAL INSPECTION |
| | | | 7,905.00 | 06/26/2025 | 2025557 | 2025554 |
| | | | 2,540.00 | 06/26/2025 | 2025645 | ANNUAL INSPECTION |
| | | | 210.00 | 06/26/2025 | 2025659 | ANNUAL INSPECTION |
| | | | 815.00 | 06/26/2025 | 2025660 | 2025554 |
| | | | 920.00 | 06/26/2025 | 2025661 | 2025554 |
| | | | 105.00 | 06/26/2025 | 2025662 | ANNUAL INSPECTION |
| | SHAMROCK FIRE PROTECTION LLC Total | | 69,705.00 | | | |
| 5210 | Kevin Kwit | | 51.13 | 06/26/2025 | 061825KK | CDL LICENSE FEES |
| | Kevin Kwit Total | | 51.13 | | | |
| 5218 | LAMP LAW LLC | | 840.00 | 06/26/2025 | 771 | ATTORNEY FEES-MAY 2025 |
| | LAMP LAW LLC Total | | 840.00 | | | |
| 5223 | GLEN HEITMAN | | | | | |
| | | 133909 | 900.00 | 06/26/2025 | 25-120A | ONLINE ACADEMICS ERD 1 |
| | | 133229 | 900.00 | 06/26/2025 | 25-120B | ONLINE ACADEMICS ERD 1 |
| | | 133230 | 900.00 | 06/26/2025 | 25-120C | ONLINE ACADEMICS ERD 1 |
| | | 133909 | 400.00 | 06/26/2025 | 25-120D | OW AND DRYSUIT ONLINE |

| <u>VENDOR</u> | <u>VENDOR NAME</u> | <u>STAT</u> <u>PROC</u> | <u>PO NUMBER</u> | <u>AMOUNT</u> | <u>DATE</u> | <u>INVOICE</u> | <u>DESCRIPTION</u> |
|---------------|--------------------------------------|-------------------------|------------------|-------------------------|-------------|----------------|----------------------------|
| | GLEN HEITMAN Total | | | <u><u>3,100.00</u></u> | | | |
| 5236 | NEARMAP US INC | | 133198 | 9,500.00 | 06/26/2025 | INV01747712 | NEARMAP SUBSCRIPTION |
| | NEARMAP US INC Total | | | <u><u>9,500.00</u></u> | | | |
| 5242 | SHERMAN MECHANICAL INC | | 133811 | 24,506.75 | 06/26/2025 | CO13669 | HVAC MAINTENANCE |
| | SHERMAN MECHANICAL INC Total | | | <u><u>24,506.75</u></u> | | | |
| 5243 | ELMHURST CHICAGO STONE HOLDING | | 132 | 1,408.00 | 06/26/2025 | 625630 | 4000 PSI GROUP |
| | | | 132 | 72.00 | 06/26/2025 | 625776 | WAITING TIME |
| | ELMHURST CHICAGO STONE HOLDING Total | | | <u><u>1,480.00</u></u> | | | |
| 5249 | GRIFFIN WILLIAMS MCMAHON | | | 1,250.00 | 06/26/2025 | 24854 | BOARD MEETINGS FOR MAY |
| | GRIFFIN WILLIAMS MCMAHON Total | | | <u><u>1,250.00</u></u> | | | |
| 5267 | ZAF ACP HOLDINGS LLC | | 133741 | 5,000.00 | 06/26/2025 | INV311863 | TECHNICAL SUPPORT RETAINE |
| | ZAF ACP HOLDINGS LLC Total | | | <u><u>5,000.00</u></u> | | | |
| 5270 | ATLANTA FLIGHT INC | | 133926 | 2,388.00 | 06/26/2025 | 1177 | REMOTE PILOT GROUND SCHC |
| | ATLANTA FLIGHT INC Total | | | <u><u>2,388.00</u></u> | | | |
| 999001314 | D R HORTON | | | 10,000.00 | 06/26/2025 | 061125A | TCO BOND REFUND 261/263 CH |
| | D R HORTON Total | | | <u><u>10,000.00</u></u> | | | |
| 999001607 | CHUCK PIERCE | | | 1,759.33 | 06/26/2025 | 061825 | REIMBURSEMENT TRAVEL EXP |
| | CHUCK PIERCE Total | | | <u><u>1,759.33</u></u> | | | |
| 999001608 | JORGE ALEJANDRO ROJAS | | | 1,000.00 | 06/26/2025 | 062625 | SETTLEMENT |
| | JORGE ALEJANDRO ROJAS Total | | | <u><u>1,000.00</u></u> | | | |

| <u>VENDOR</u> | <u>VENDOR NAME</u> | <u>STAT</u> | <u>PROC</u> | <u>PO NUMBER</u> | <u>AMOUNT</u> | <u>DATE</u> | <u>INVOICE</u> | <u>DESCRIPTION</u> |
|---------------|--------------------|-------------|-------------|---------------------|---------------------|-------------|----------------|--------------------|
| | | | | <u>Grand Total:</u> | <u>1,640,114.52</u> | | | |

The above expenditures have been approved for payment:

| | |
|--|-------|
| _____ | _____ |
| Chairman, Government Operations Committee | Date |
| _____ | _____ |
| Vice Chairman, Government Operations Committee | Date |
| _____ | _____ |
| Finance Director | Date |



CITY OF
ST. CHARLES
ILLINOIS ♦ 1834

City of St. Charles, Illinois Monthly Treasurer's and Finance Report FY 2025-26



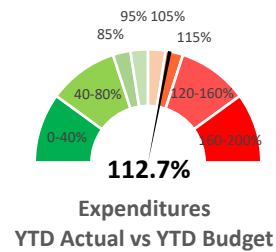
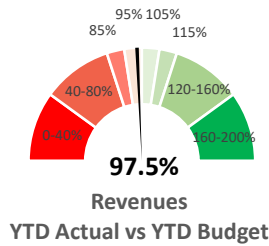
Month of: June 2025

John Harrill

Date

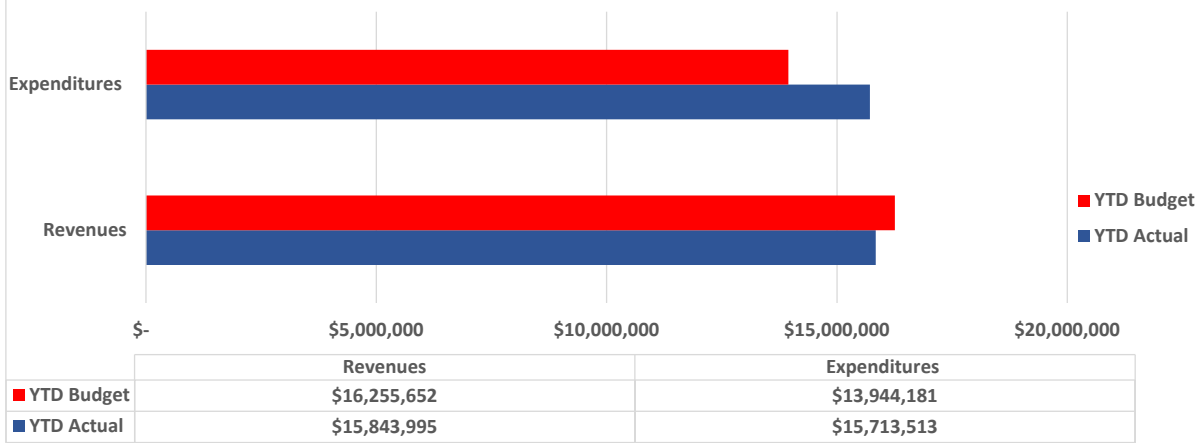
City of St. Charles
Monthly Financial Report / Summary
General Fund Summary

| Revenue Type | Total Annual Budget | Current Month Budget | Current Month Actual | % Variance | Year-to-Date Budget | Year-to-Date Actual | YTD Actual vs. Budget |
|----------------------|----------------------|----------------------|----------------------|-------------|----------------------|----------------------|-----------------------|
| Property Tax | \$ 15,303,141 | \$ 6,632,428 | \$ 6,968,479 | 100.0% | \$ 7,545,437 | \$ 7,686,939 | 101.9% |
| Sales & Use Tax | 30,238,900 | 2,576,488 | 2,652,849 | 3.0% | 4,922,783 | 4,736,293 | 96.2% |
| Other Taxes | 11,218,000 | 893,643 | 770,264 | -13.8% | 2,250,271 | 2,163,019 | 96.1% |
| Franchise Fees | 3,606,500 | 275,685 | 230,973 | -16.2% | 528,330 | 460,008 | 87.1% |
| Charges for Services | 1,098,287 | 47,889 | 27,434 | -42.7% | 95,778 | 97,190 | 101.5% |
| Other Revenues | 3,200,723 | 227,869 | 262,440 | 15.2% | 775,026 | 700,546 | 90.4% |
| Transfers In | 138,027 | - | - | -100.0% | 138,027 | - | 0.0% |
| Total | \$ 64,803,578 | \$ 10,654,002 | \$ 10,912,439 | 2.4% | \$ 16,255,652 | \$ 15,843,995 | 97.5% |



| Expenditure Type | Total Annual Budget | Current Month Budget | Current Month Actual | % Variance | Year-to-Date Budget | Year-to-Date Actual | YTD Actual vs. Budget |
|---|----------------------|----------------------|----------------------|--------------|----------------------|----------------------|-----------------------|
| Personnel Services | \$ 43,523,328 | \$ 3,322,291 | \$ 5,956,006 | 79.3% | \$ 8,840,827 | \$ 10,782,781 | 122.0% |
| Materials and Supplies | 1,659,606 | 136,720 | 93,550 | -31.6% | 273,445 | 158,146 | 57.8% |
| Contractual Services | 15,432,859 | 1,220,231 | 1,022,810 | -16.2% | 2,527,578 | 2,513,945 | 99.5% |
| Other Operating | 1,602,010 | - | 5,969 | #DIV/0! | 1,602,010 | 1,515,921 | 94.6% |
| Departmental Allocations | (3,092,088) | (257,674) | (257,674) | 0.0% | (515,348) | (515,348) | 100.0% |
| Capital | 85,500 | - | 11,710 | 0.0% | - | 32,193 | 0.0% |
| Transfers Out | 5,565,104 | 16,667 | 14,312 | -14.1% | 1,215,669 | 1,225,875 | 100.8% |
| Total | \$ 64,776,319 | \$ 4,438,235 | \$ 6,846,683 | 54.3% | \$ 13,944,181 | \$ 15,713,513 | 112.7% |
| Revenues Over/(Under) Expenditures | \$ 27,259 | \$ 6,215,767 | \$ 4,065,756 | | \$ 2,311,471 | \$ 130,482 | |

General Fund Year-to-Date Budget and Actual



City of St. Charles
Monthly Financial Report / Summary
Other Funds Summary

| | Annual Budget | Budget | Current Month Actual | % Variance | Budget | Year-to-Date Actual | % Variance |
|---------------------------------|-----------------------|---------------------|-------------------------|---------------|-----------------------|------------------------|---------------|
| ENTERPRISE FUNDS | | | | | | | |
| Electric Fund | | | | | | | |
| Revenues | | | | | | | |
| User Charges | \$ 62,570,000 | \$ 5,214,166 | \$ 4,629,899 | -11.2% | \$ 62,570,000 | \$ 9,226,674 | -85.3% |
| Connection Fees | 80,352 | \$ 6,696 | \$ 2,915 | -56.5% | \$ 80,352 | 6,190 | -92.3% |
| Reimbursement for Projects | 5,300,000 | \$ 441,667 | \$ 123,708 | -72.0% | \$ 5,300,000 | 216,437 | -95.9% |
| Investment Income | 2,035,980 | \$ 169,665 | \$ 127,242 | -25.0% | \$ 2,035,980 | 235,744 | -88.4% |
| Other Revenues | 560,290 | \$ 56,083 | \$ 40,419 | -27.9% | \$ 560,290 | 135,525 | -75.8% |
| Transfers In | 200,000 | \$ 16,667 | \$ 14,312 | -14.1% | \$ 200,000 | 34,976 | -82.5% |
| Total Revenues | 70,746,622 | 5,904,944 | 4,938,495 | -16.4% | 70,746,622 | 9,855,546 | -86.1% |
| Expenditures | | | | | | | |
| Personnel Services | 5,161,940 | \$ 396,897 | \$ 405,845 | 2.3% | 5,161,940 | 961,219 | -81.4% |
| Commodities | 328,425 | \$ 27,111 | \$ 21,649 | -20.1% | 328,425 | 33,218 | -89.9% |
| Contractual Services | 45,988,874 | \$ 3,834,989 | \$ 4,141,565 | 8.0% | 45,988,874 | 7,676,932 | -83.3% |
| Other Operating | 5,470,390 | \$ 455,861 | \$ 423,013 | -7.2% | 5,470,390 | 708,223 | -87.1% |
| Capital | 8,757,885 | \$ - | \$ 268,904 | #DIV/0! | 8,757,885 | 479,839 | -94.5% |
| Debt Service | 1,380,825 | \$ - | \$ - | #DIV/0! | 1,380,825 | 156,390 | -88.7% |
| Department Allocations | 1,176,288 | \$ 98,024 | \$ 98,024 | 0.0% | 1,176,288 | 196,048 | -83.3% |
| Total Expenditures | 68,264,627 | 4,812,882 | 5,359,000 | 11.3% | 68,264,627 | 10,211,869 | -85.0% |
| Revenue Over/(Under) Exp | \$ 2,481,995 | \$ 1,092,062 | \$ (420,505) | | \$ 2,481,995 | \$ (356,323) | |
| Water Fund | | | | | | | |
| Revenues | | | | | | | |
| User Charges | \$ 10,180,500 | \$ 848,375 | \$ 885,467 | 4.4% | \$ 10,180,500 | \$ 1,614,863 | -84.1% |
| Connection Fees | 325,000 | \$ 27,083 | \$ 8,650 | -68.1% | \$ 325,000 | 19,030 | -94.1% |
| IEPA Loans | 8,929,900 | \$ 744,158 | \$ - | -100.0% | \$ 8,929,900 | - | 0.0% |
| Investment Income | 120,014 | \$ 10,001 | \$ 10,044 | 0.4% | \$ 120,014 | 20,821 | -82.7% |
| Other Revenues | 269,300 | \$ 22,441 | \$ 13,799 | -38.5% | \$ 269,300 | 38,173 | -85.8% |
| Transfers In | - | \$ - | \$ - | #DIV/0! | \$ - | - | 0.0% |
| Total Revenues | 19,824,714 | 1,652,058 | 917,960 | -44.4% | 19,824,714 | 1,692,887 | -91.5% |
| Expenditures | | | | | | | |
| Personnel Services | 2,025,082 | \$ 155,440 | \$ 177,362 | 14.1% | 2,025,082 | 439,168 | -78.3% |
| Commodities | 941,715 | \$ 78,091 | \$ 63,102 | -19.2% | 941,715 | 129,284 | -86.3% |
| Contractual Services | 3,111,824 | \$ 259,280 | \$ 312,592 | 20.6% | 3,111,824 | 538,912 | -82.7% |
| Other Operating | 80,393 | \$ 6,699 | \$ 13,053 | 94.8% | 80,393 | 20,115 | -75.0% |
| Capital | 11,733,150 | \$ - | \$ 31,084 | #DIV/0! | 11,733,150 | 82,487 | -99.3% |
| Debt Service | 2,098,384 | \$ 165,894 | \$ 178,504 | 7.6% | 2,098,384 | 329,187 | -84.3% |
| Department Allocations | 1,030,750 | \$ 72,520 | \$ 72,520 | 0.0% | 1,030,750 | 145,040 | -85.9% |
| Total Expenditures | 21,021,298 | 737,924 | 848,217 | 14.9% | 21,021,298 | 1,684,193 | -92.0% |
| Revenue Over/(Under) Exp | \$ (1,196,584) | \$ 914,134 | \$ 69,743 | | \$ (1,196,584) | \$ 8,694 | |
| Wastewater Fund | | | | | | | |
| Revenues | | | | | | | |
| User Charges | \$ 13,340,000 | \$ 1,111,667 | \$ 1,181,770 | 6.3% | \$ 13,340,000 | \$ 2,289,850 | -82.8% |
| Connection Fees | 350,000 | \$ 29,167 | \$ 8,300 | -71.5% | \$ 350,000 | 18,260 | -94.8% |
| IEPA Loans | 8,460,000 | \$ 705,000 | \$ - | -100.0% | \$ 8,460,000 | - | 0.0% |
| Investment Income | 409,206 | \$ 34,100 | \$ 29,154 | -14.5% | \$ 409,206 | 57,420 | -86.0% |
| Other Revenues | 174,160 | \$ 14,512 | \$ 12,203 | -15.9% | \$ 174,160 | 21,867 | -87.4% |
| Transfers In | - | \$ - | \$ - | #DIV/0! | \$ - | - | 0.0% |
| Total Revenues | 22,733,366 | 1,894,446 | 1,231,427 | -35.0% | 22,733,366 | 2,387,397 | -89.5% |
| Expenditures | | | | | | | |
| Personnel Services | 2,673,177 | \$ 205,488 | \$ 161,383 | -21.5% | 2,673,177 | 391,965 | -85.3% |
| Commodities | 751,171 | \$ 62,063 | \$ 37,770 | -39.1% | 751,171 | 139,429 | -81.4% |
| Contractual Services | 2,951,668 | \$ 233,235 | \$ 188,917 | -19.0% | 2,951,668 | 474,194 | -83.9% |
| Other Operating | 93,647 | \$ 7,663 | \$ 2,318 | -69.8% | 93,647 | 5,188 | -94.5% |
| Capital | 12,636,600 | \$ - | \$ 77,087 | #DIV/0! | 12,636,600 | 92,914 | -99.3% |
| Debt Service | 4,956,291 | \$ 615,495 | \$ 1,071,911 | 74.2% | 4,956,291 | 1,969,359 | -60.3% |
| Department Allocations | 1,045,560 | \$ 87,130 | \$ 87,130 | 0.0% | 1,045,560 | 174,260 | -83.3% |
| Total Expenditures | 25,108,114 | 1,211,074 | 1,626,516 | 34.3% | 25,108,114 | 3,247,309 | -87.1% |
| Revenue Over/(Under) Exp | \$ (2,374,748) | \$ 683,372 | \$ (395,089) | | \$ (2,374,748) | \$ (859,912) | |

City of St. Charles
Monthly Financial Report / Summary
Other Funds Summary

| | Annual Budget | Budget | Current Month Actual | % Variance | Budget | Year-to-Date Actual | % Variance |
|---------------------------------|------------------|-----------------|-------------------------|---------------|------------------|------------------------|---------------|
| Refuse Fund | | | | | | | |
| Revenues | | | | | | | |
| User Charges | \$ 620,600 | \$ 51,717 | \$ 52,524 | 1.6% | \$ 620,600 | \$ 103,430 | -83.3% |
| Other Revenues | 24,174 | \$ 2,012 | \$ 360 | -82.1% | \$ 24,174 | 1,312 | -94.6% |
| Transfers In | 105,000 | \$ 8,750 | \$ - | -100.0% | \$ 105,000 | 105,000 | 0.0% |
| Total Revenues | 749,774 | 62,479 | 52,884 | -15.4% | 749,774 | 209,742 | -72.0% |
| Expenditures | | | | | | | |
| Commodities | 9,500 | \$ 792 | \$ - | -100.0% | 9,500 | - | -100.0% |
| Contractual Services | 695,558 | \$ 57,959 | \$ 23,073 | -60.2% | 695,558 | 23,073 | -96.7% |
| Total Expenditures | 705,058 | 58,751 | 23,073 | -60.7% | 705,058 | 23,073 | -96.7% |
| Revenue Over/(Under) Exp | \$ 44,716 | \$ 3,728 | \$ 29,811 | | \$ 44,716 | \$ 186,669 | |

| | | | | | | | |
|---|---------------|-------------------|-------------------|---------|---------------|--------------------|--------|
| TIF 4 - First St. Development Fund | | | | | | | |
| Revenues | \$ 527,450 | \$ 202,645 | \$ 221,704 | 9.4% | \$ 527,450 | \$ 245,994 | -53.4% |
| Expenditures | 526,870 | \$ 1,000 | \$ - | -100.0% | \$ 526,870 | 268,612 | -49.0% |
| Revenue Over/(Under) Exp | \$ 580 | \$ 201,645 | \$ 221,704 | | \$ 580 | \$ (22,618) | |

| | | | | | | | |
|---|-------------------|------------------|-------------------|---------|-------------------|-------------------|--------|
| TIF 5 - St. Charles Manufacturing Fund | | | | | | | |
| Revenues | \$ 219,800 | \$ 74,566 | \$ 124,064 | 66.4% | \$ 219,800 | \$ 124,064 | -43.6% |
| Expenditures | - | - | - | #DIV/0! | \$ - | - | 0.0% |
| Revenue Over/(Under) Exp | \$ 219,800 | \$ 74,566 | \$ 124,064 | | \$ 219,800 | \$ 124,064 | |

| | | | | | | | |
|---------------------------------|---------------------|-------------------|-------------------|---------|---------------------|-------------------|---------|
| TIF 7 - Downtown Fund | | | | | | | |
| Revenues | \$ 1,582,500 | \$ 656,500 | \$ 618,683 | -5.8% | \$ 1,582,500 | \$ 712,581 | -55.0% |
| Expenditures | 536,003 | \$ - | \$ - | #DIV/0! | \$ 536,003 | - | -100.0% |
| Revenue Over/(Under) Exp | \$ 1,046,497 | \$ 656,500 | \$ 618,683 | | \$ 1,046,497 | \$ 712,581 | |

| | | | | | | | |
|----------------------------------|-------------------|-------------------|-------------------|--------|-------------------|-------------------|-------|
| TIF 8 - Pheasant Run Fund | | | | | | | |
| Revenues | \$ 854,875 | \$ 300,375 | \$ 108,733 | -63.8% | \$ 854,875 | \$ 838,029 | -2.0% |
| Expenditures | 625,000 | \$ 51,250 | \$ 2,610 | -94.9% | \$ 625,000 | 2,610 | 0.0% |
| Revenue Over/(Under) Exp | \$ 229,875 | \$ 249,125 | \$ 106,123 | | \$ 229,875 | \$ 835,419 | |

MOTOR FUEL TAX FUND

| | | | | | | | |
|---------------------------------|------------------|-------------------|------------------|---------|------------------|-------------------|---------|
| Motor Fuel Tax Fund | | | | | | | |
| Revenues | \$ 1,568,517 | \$ 130,710 | \$ 12,640 | -90.3% | \$ 1,568,517 | \$ 138,717 | -91.2% |
| Expenditures | 1,524,000 | \$ - | \$ - | #DIV/0! | \$ 1,524,000 | - | -100.0% |
| Revenue Over/(Under) Exp | \$ 44,517 | \$ 130,710 | \$ 12,640 | | \$ 44,517 | \$ 138,717 | |

CAPITAL PROJECT FUNDS

| | | | | | | | |
|---------------------------------|-----------------------|-------------------|---------------------|-----------------|-----------------------|--------------------|---------------|
| Capital Projects Fund | | | | | | | |
| Revenues | | | | | | | |
| Home Rule Sales Tax | \$ 4,975,000 | \$ 415,000 | \$ 424,946 | 2.4% | \$ 4,975,000 | \$ 766,039 | -84.6% |
| Grants | 750,000 | \$ - | \$ - | #DIV/0! | \$ 750,000 | - | 0.0% |
| Video Gaming Revenue | 380,000 | \$ 31,667 | \$ 35,960 | 13.6% | \$ 380,000 | 70,330 | -81.5% |
| Transfers In | - | \$ - | \$ - | #DIV/0! | \$ - | - | 0.0% |
| Other | 1,136,087 | \$ - | \$ 31,265 | #DIV/0! | \$ 1,136,087 | 60,093 | -94.7% |
| Total Revenues | 7,241,087 | \$ 446,667 | \$ 492,171 | 10.2% | \$ 7,241,087 | \$ 896,462 | -87.6% |
| Expenditures | | | | | | | |
| Expenditures | 12,620,245 | \$ 2,000 | \$ 894,753 | 44637.7% | 12,620,245 | 915,274 | -92.7% |
| Total Expenditures | \$ 12,620,245 | \$ 2,000 | \$ 894,753 | 44637.7% | \$ 12,620,245 | \$ 915,274 | -92.7% |
| Revenue Over/(Under) Exp | \$ (5,379,158) | \$ 444,667 | \$ (402,582) | | \$ (5,379,158) | \$ (18,812) | |

City of St. Charles
Monthly Financial Report / Summary
Other Funds Summary

| | Annual Budget | Budget | Current Month Actual | % Variance | Budget | Year-to-Date Actual | % Variance |
|---------------------------------|---------------------|---------------|-------------------------|------------|---------------------|------------------------|------------|
| First Street Plaza | | | | | | | |
| Revenues | \$ 3,000 | \$ 250 | \$ 1,214 | 385.6% | \$ 3,000 | \$ 14,563 | 100.0% |
| Expenditures | \$ 338,027 | \$ - | \$ - | #DIV/0! | \$ 338,027 | \$ 15,353 | -95.5% |
| Revenue Over/(Under) Exp | \$ (335,027) | \$ 250 | \$ 1,214 | | \$ (335,027) | \$ (790) | |

REPLACEMENT FUND

| | | | | | | | |
|---------------------------------|-------------------|-----------------|-----------------|---------|-------------------|-------------------|--------|
| Equipment Replacement | | | | | | | |
| Revenues | \$ 385,612 | \$ 5,045 | \$ 4,863 | -3.6% | \$ 385,612 | \$ 334,664 | -13.2% |
| Expenditures | 246,282 | - | 2,548 | #DIV/0! | 246,282 | 22,439 | -90.9% |
| Revenue Over/(Under) Exp | \$ 139,330 | \$ 5,045 | \$ 2,315 | | \$ 139,330 | \$ 312,225 | |

DEBT SERVICE FUNDS

| | | | | | | | |
|---------------------------------|------------------|-------------|-------------|---------|------------------|------------------|---------|
| Debt Service | | | | | | | |
| Revenues | | | | | | | |
| Sales & Use Tax | \$ - | \$ - | \$ - | #DIV/0! | \$ - | \$ - | 0.0% |
| Other Revenues | - | - | - | #DIV/0! | - | - | #DIV/0! |
| Transfers In | 6,682,366 | - | - | #DIV/0! | 6,682,366 | 1,037,391 | -84.5% |
| Total Revenues | 6,682,366 | - | - | | 6,682,366 | 1,037,391 | |
| Expenditures | | | | | | | |
| Contractual Services | - | \$ - | - | #DIV/0! | - | - | 0.0% |
| Debt Service | 6,682,366 | \$ - | - | #DIV/0! | 6,682,366 | 1,037,390 | -84.5% |
| Transfers Out | - | \$ - | - | #DIV/0! | - | - | 0.0% |
| Total Expenditures | 6,682,366 | - | - | | 6,682,366 | 1,037,390 | |
| Revenue Over/(Under) Exp | \$ - | \$ - | \$ - | | \$ - | \$ 1 | |

INTERNAL SERVICE FUNDS

| | | | | | | | |
|---------------------------------|-------------------|------------------|------------------|------|-------------------|------------------|--------|
| Inventory | | | | | | | |
| Revenues | \$ 4,931,862 | \$ 410,904 | \$ 427,898 | 4.1% | \$ 4,931,862 | \$ 783,843 | -84.1% |
| Expenditures | 4,515,063 | \$ 374,022 | \$ 374,271 | 0.1% | \$ 4,515,063 | 708,550 | -84.3% |
| Revenue Over/(Under) Exp | \$ 416,799 | \$ 36,882 | \$ 53,627 | | \$ 416,799 | \$ 75,293 | |

Garage and Fleet Services

| | | | | | | | |
|---------------------------------|-------------------|------------------|---------------------|--------|-------------------|-------------------|--------|
| Revenues | \$ 3,337,218 | \$ 153,100 | \$ 120,161 | -21.5% | \$ 3,337,218 | \$ 1,791,638 | -46.3% |
| Expenditures | 2,832,267 | \$ 120,168 | \$ 419,838 | 249.4% | \$ 2,832,267 | 828,972 | -70.7% |
| Revenue Over/(Under) Exp | \$ 504,951 | \$ 32,932 | \$ (299,677) | | \$ 504,951 | \$ 962,666 | |

Workers Compensation & Liability

| | | | | | | | |
|---------------------------------|---------------------|--------------------|--------------------|--------|---------------------|-------------------|--------|
| Revenues | \$ 969,477 | \$ 18,290 | \$ 10,169 | -44.4% | \$ 969,477 | \$ 766,663 | -20.9% |
| Expenditures | 1,366,291 | \$ 113,858 | \$ 47,347 | -58.4% | \$ 1,366,291 | 443,662 | -67.5% |
| Revenue Over/(Under) Exp | \$ (396,814) | \$ (95,568) | \$ (37,178) | | \$ (396,814) | \$ 323,001 | |

Communications

| | | | | | | | |
|---------------------------------|------------------|-------------------|---------------|--------|------------------|-------------------|--------|
| Revenues | \$ 404,686 | \$ 15,477 | \$ 3,739 | -75.8% | \$ 404,686 | \$ 303,672 | -25.0% |
| Expenditures | 372,796 | \$ 20,938 | \$ 3,328 | -84.1% | \$ 372,796 | 76,344 | -79.5% |
| Revenue Over/(Under) Exp | \$ 31,890 | \$ (5,461) | \$ 411 | | \$ 31,890 | \$ 227,328 | |

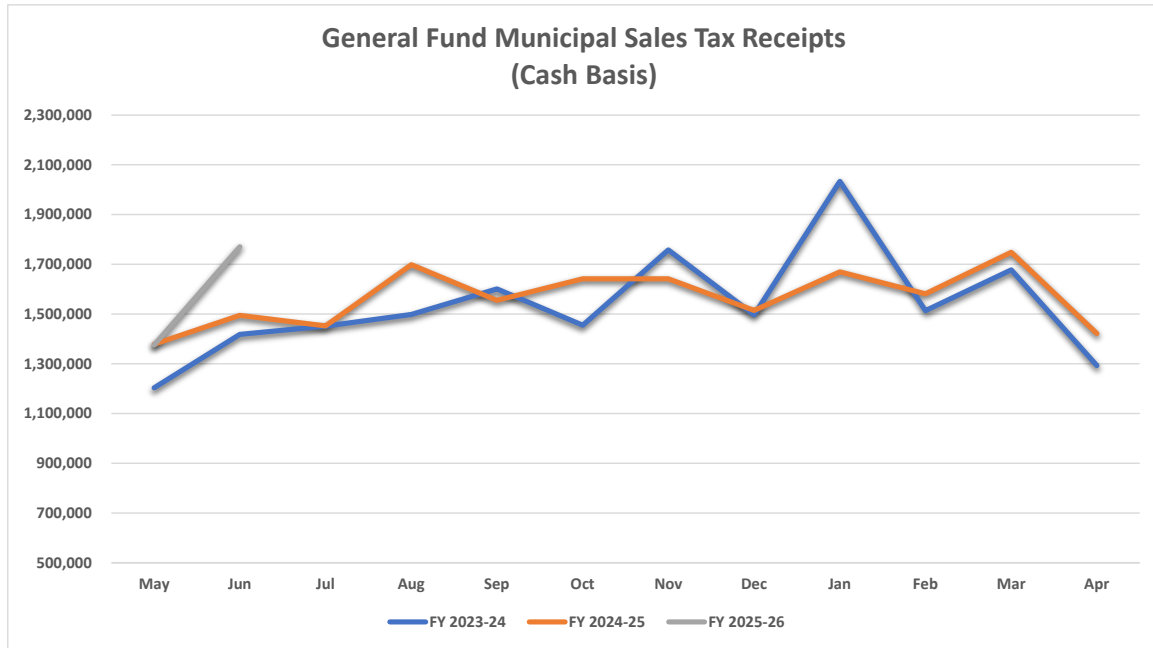
City of St. Charles
Monthly Financial Report / General Fund Revenue
Municipal 1% Sales Tax Revenue

FY 2025-26 Budget:

\$ 18,900,000

Percentage of General Fund Revenues:

29.2%



| Liability | Disbursement | Actual FY 2023-24 | Actual FY 2024-25 | Percent Change | Actual FY 2025-26 | Percent Change | Budget FY 2025-26 | Budget Variance | Percent Variance |
|-----------|--------------|----------------------|----------------------|-------------------|----------------------|-------------------|----------------------|--------------------|---------------------|
| February | May | 1,203,717 | 1,379,042 | 14.6% | 1,376,055 | -0.2% | 1,499,714 | (123,659) | -8.2% |
| March | June | 1,418,136 | 1,495,403 | 5.4% | 1,770,916 | 18.4% | 1,626,258 | 144,658 | 8.9% |
| April | July | 1,452,005 | 1,452,893 | 0.1% | | -100.0% | 1,580,027 | (1,580,027) | -100.0% |
| May | August | 1,498,175 | 1,698,358 | 13.4% | | -100.0% | 1,577,574 | (1,577,574) | -100.0% |
| June | September | 1,601,642 | 1,555,582 | -2.9% | | -100.0% | 1,691,701 | (1,691,701) | -100.0% |
| July | October | 1,455,684 | 1,642,196 | 12.8% | | -100.0% | 1,577,622 | (1,577,622) | -100.0% |
| August | November | 1,758,497 | 1,641,498 | -6.7% | | -100.0% | 1,785,136 | (1,785,136) | -100.0% |
| September | December | 1,496,776 | 1,514,659 | 1.2% | | -100.0% | 2,124,870 | (2,124,870) | -100.0% |
| October | January | 2,033,685 | 1,669,593 | -17.9% | | -100.0% | 1,815,689 | (1,815,689) | -100.0% |
| November | February | 1,513,968 | 1,581,519 | 4.5% | | -100.0% | 1,719,909 | (1,719,909) | -100.0% |
| December | March | 1,677,476 | 1,748,501 | 4.2% | | -100.0% | 1,901,500 | (1,901,500) | -100.0% |
| January | April | 1,292,858 | 1,422,162 | 10.0% | | -100.0% | - | - | #DIV/0! |
| | Total | 18,402,620 | 18,801,406 | | 3,146,971 | | 18,900,000 | | |

Note - The amounts above include the sales tax revenue pledged to pay the principal and interest due on the Series 2016 Senior Lien Limited Sales Tax Revenue Refunding Bonds.

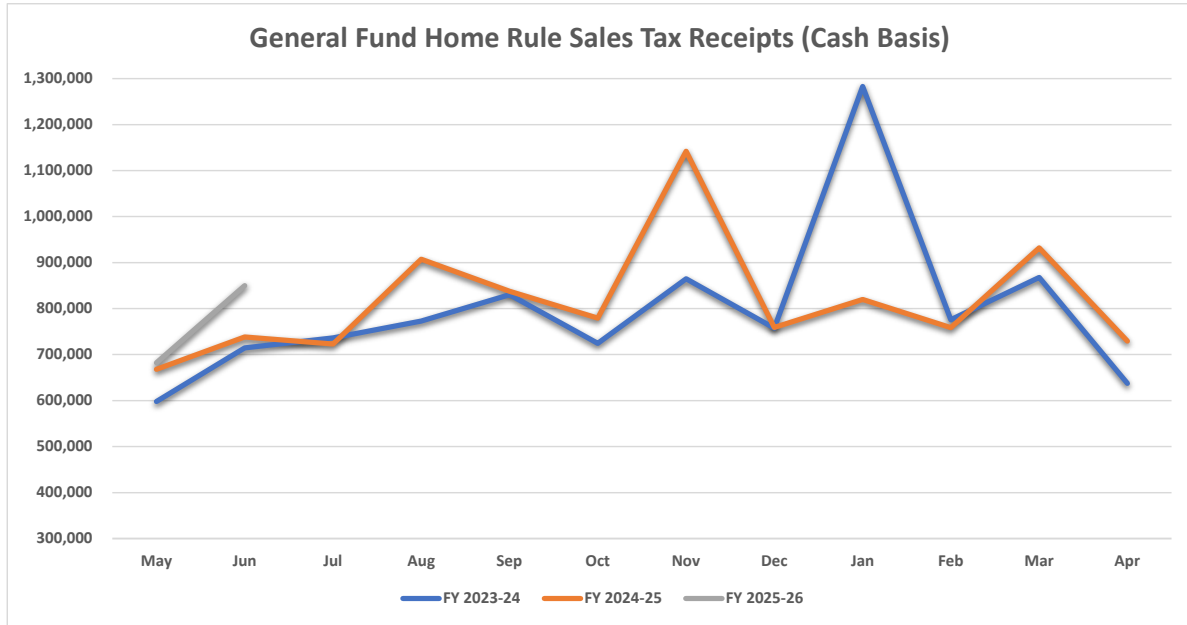
City of St. Charles
Monthly Financial Report / General Fund Revenue
Home Rule 1% Sales Tax Revenue

FY 2024-25 Budget:

\$ 9,950,000

Percentage of General Fund Revenues:

15.4%



| <u>Liabilitv</u> | <u>Disbursement</u> | Actual | Actual | Percent | Actual | Percent | Budget | Budget | Percent |
|------------------|---------------------|------------------|------------------|---------|------------------|---------|------------------|-------------|----------|
| | | FY 2023-24 | FY 2024-25 | Change | FY 2025-26 | Change | FY 2025-26 | Variance | Variance |
| February | May | 597,974 | 667,945 | 11.7% | 682,185 | 2.1% | 733,185 | (51,000) | -7.0% |
| March | June | 714,443 | 738,350 | 3.3% | 849,891 | 15.1% | 810,467 | 39,424 | 4.9% |
| April | July | 736,280 | 722,868 | -1.8% | | -100.0% | 793,474 | (793,474) | -100.0% |
| May | August | 772,924 | 907,196 | 17.4% | | -100.0% | 848,533 | (848,533) | -100.0% |
| June | September | 830,076 | 837,638 | 0.9% | | -100.0% | 919,453 | (919,453) | -100.0% |
| July | October | 724,392 | 779,182 | 7.6% | | -100.0% | 786,888 | (786,888) | -100.0% |
| August | November | 864,991 | 1,142,001 | 32.0% | | -100.0% | 1,253,544 | (1,253,544) | -100.0% |
| September | December | 757,388 | 758,918 | 0.2% | | -100.0% | 1,048,716 | (1,048,716) | -100.0% |
| October | January | 1,282,893 | 819,998 | -36.1% | | -100.0% | 900,090 | (900,090) | -100.0% |
| November | February | 775,852 | 758,692 | -2.2% | | -100.0% | 832,796 | (832,796) | -100.0% |
| December | March | 867,765 | 931,838 | 7.4% | | -100.0% | 1,022,854 | (1,022,854) | -100.0% |
| January | April | 637,374 | 729,539 | 14.5% | | -100.0% | - | - | #DIV/0! |
| | Total | 9,562,353 | 9,794,165 | | 1,532,076 | | 9,950,000 | | |

Notes:

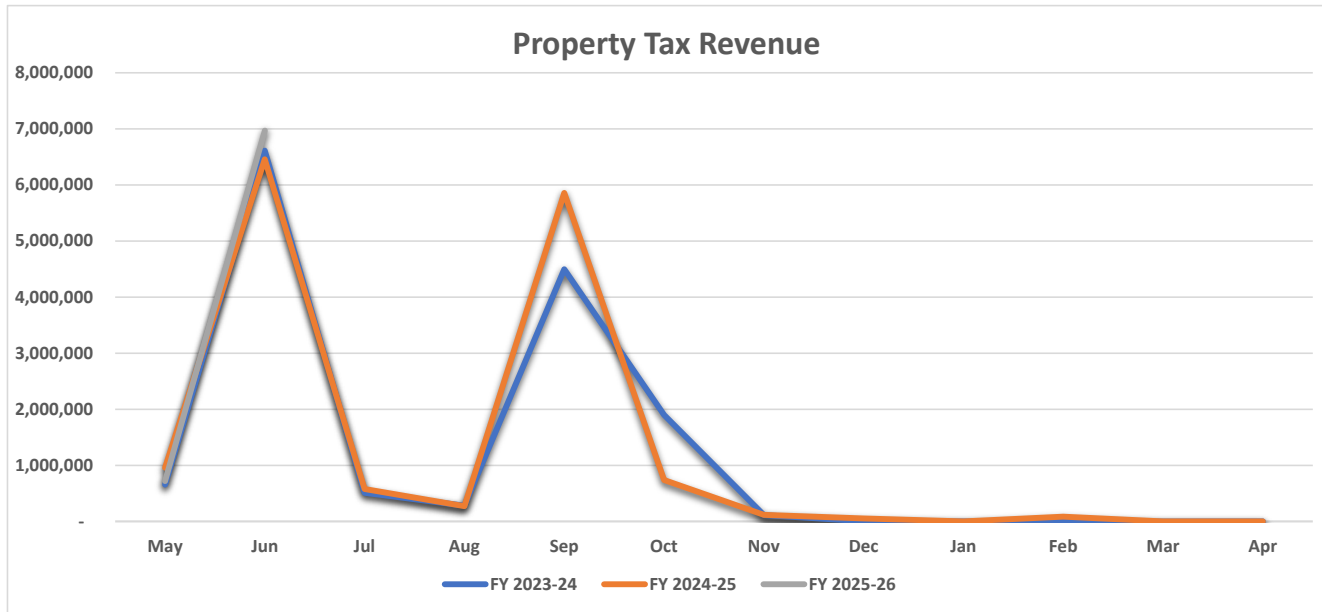
The 1% home rule sales tax revenue is not applicable to sales of food prepared for immediate consumption, drugs and titled vehicles.

The amounts above include the sales tax revenue pledged to pay the principal and interest due on the Series 2016 Senior Lien Limited Sales Tax Revenue Refunding Bonds.

City of St. Charles
Monthly Financial Report / General Fund Revenue
Property Taxes

FY 2025-26 Budget: \$ 15,303,141

Percentage of General Fund Revenues: 23.6%



| Disbursement | Actual FY 2023-24 | Actual FY 2024-25 | Percent Change | Actual FY 2025-26 | Percent Change | Budget FY 2025-26 | Budget Variance | Percent Variance |
|--------------|----------------------|----------------------|-------------------|----------------------|-------------------|----------------------|--------------------|---------------------|
| May | 654,988 | 956,928 | 46.1% | 718,460 | -24.9% | 913,009 | (194,549) | -21.3% |
| June | 6,611,985 | 6,457,516 | -2.3% | 6,968,479 | 7.9% | 6,632,428 | 336,051 | 5.1% |
| July | 507,889 | 578,495 | 13.9% | | -100.0% | 587,547 | (587,547) | -100.0% |
| August | 281,190 | 273,877 | -2.6% | | -100.0% | 275,529 | (275,529) | -100.0% |
| September | 4,494,281 | 5,857,652 | 30.3% | | -100.0% | 5,958,415 | (5,958,415) | -100.0% |
| October | 1,898,613 | 735,812 | -61.2% | | -100.0% | 749,540 | (749,540) | -100.0% |
| November | 111,091 | 116,075 | 4.5% | | -100.0% | 114,711 | (114,711) | -100.0% |
| December | 2,489 | 51,948 | 100.0% | | -100.0% | 71,962 | (71,962) | -100.0% |
| January | - | - | 0.0% | | #DIV/0! | - | - | #DIV/0! |
| February | - | 84,935 | 0.0% | | -100.0% | - | - | #DIV/0! |
| March | 16 | - | 100.0% | | #DIV/0! | - | - | #DIV/0! |
| April | - | - | 0.0% | | | - | - | #DIV/0! |
| | 14,562,542 | 15,113,238 | | 7,686,939 | | 15,303,141 | (7,616,202) | |

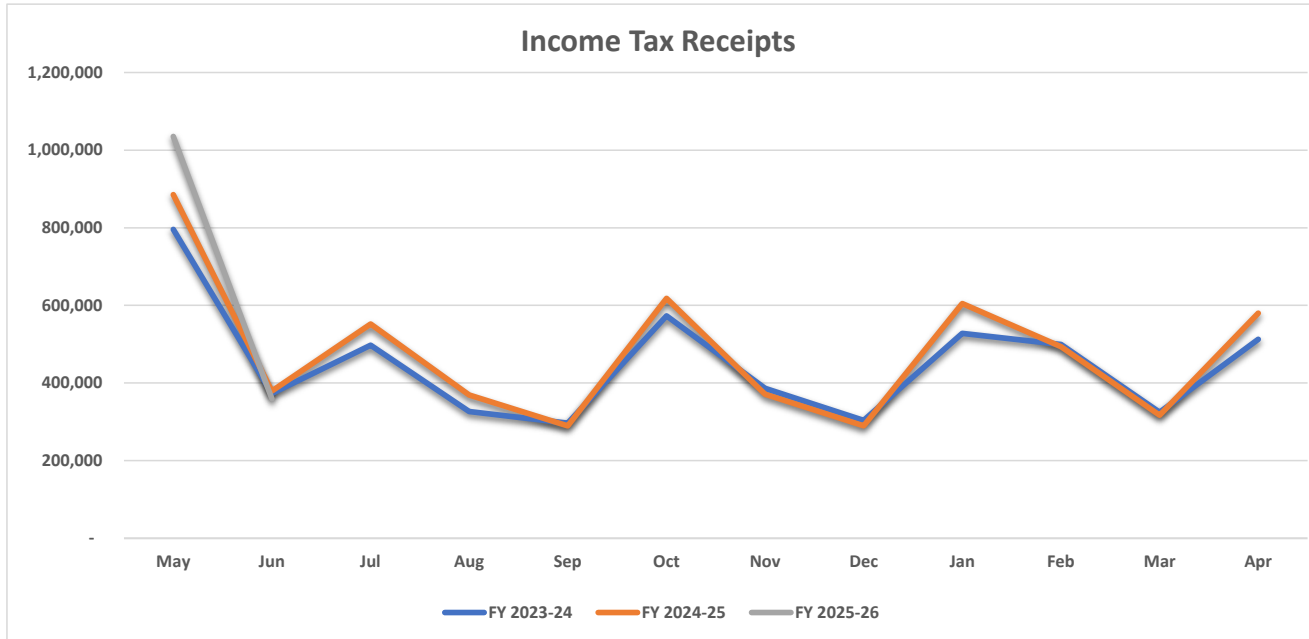
City of St. Charles
Monthly Financial Report / General Fund Revenue
State Shared Income Tax Revenue

FY 2025-26 Budget:

\$ 5,961,000

Percentage of General Fund Revenues:

9.2%



| Disbursement | Actual FY 2023-24 | Actual FY 2024-25 | Percent Change | Actual FY 2025-26 | Percent Change | Budget FY 2025-26 | Budget Variance | Percent Variance |
|--------------|----------------------|----------------------|-------------------|----------------------|-------------------|----------------------|--------------------|---------------------|
| May | 795,772 | 885,285 | 11.2% | 1,035,199 | 16.9% | 917,831 | 117,368 | 12.8% |
| June | 373,143 | 379,419 | 1.7% | 359,012 | -5.4% | 393,368 | (34,356) | -8.7% |
| July | 497,140 | 551,979 | 11.0% | | -100.0% | 572,272 | (572,272) | -100.0% |
| August | 326,739 | 368,809 | 12.9% | | -100.0% | 382,368 | (382,368) | -100.0% |
| September | 296,567 | 289,533 | -2.4% | | -100.0% | 300,178 | (300,178) | -100.0% |
| October | 573,264 | 618,261 | 7.8% | | -100.0% | 640,990 | (640,990) | -100.0% |
| November | 386,147 | 371,143 | -3.9% | | -100.0% | 384,787 | (384,787) | -100.0% |
| December | 303,390 | 289,720 | -4.5% | | -100.0% | 300,371 | (300,371) | -100.0% |
| January | 527,624 | 604,523 | 14.6% | | -100.0% | 626,747 | (626,747) | -100.0% |
| February | 499,248 | 493,845 | -1.1% | | -100.0% | 512,000 | (512,000) | -100.0% |
| March | 324,493 | 316,871 | -2.3% | | -100.0% | 328,520 | (328,520) | -100.0% |
| April | 512,314 | 580,236 | 13.3% | | -100.0% | 601,568 | (601,568) | -100.0% |
| | 5,415,841 | 5,749,624 | | 1,394,211 | | 5,961,000 | (4,566,789) | |

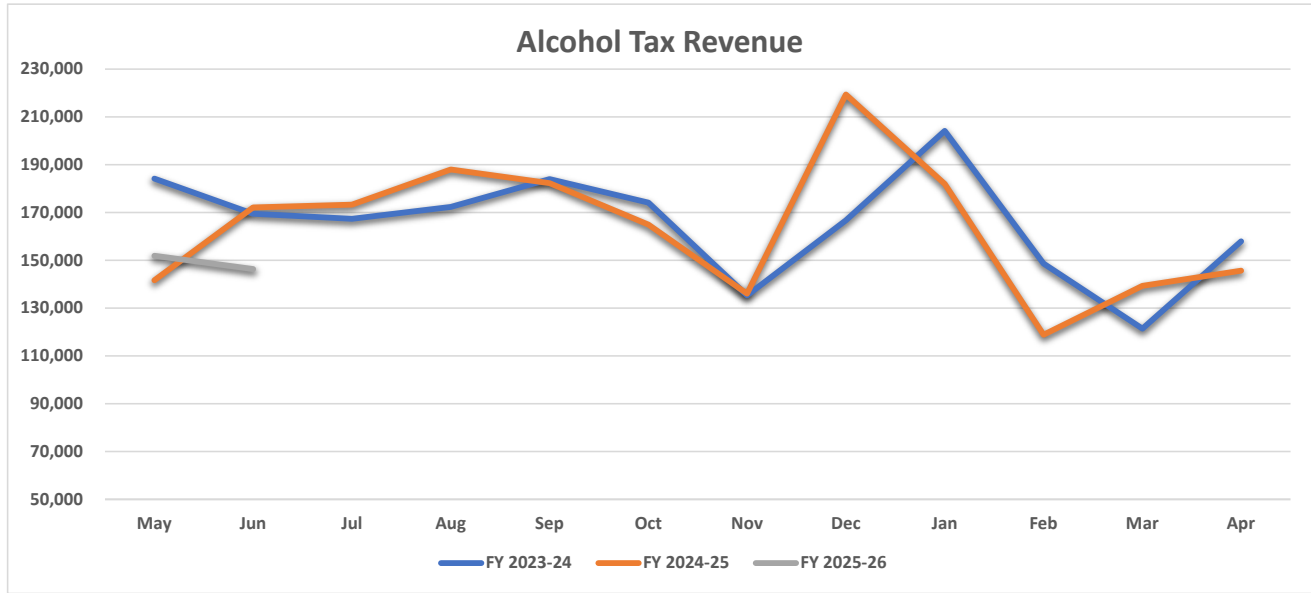
City of St. Charles
Monthly Financial Report / General Fund Revenue
3% Local Alcohol Tax

FY 2025-26 Budget:

\$ 2,100,000

Percentage of General Fund Revenues:

3.2%



| <u>Liability Period</u> | <u>Actual FY 2023-24</u> | <u>Actual FY 2024-25</u> | <u>Percent Change</u> | <u>Actual FY 2025-26</u> | <u>Percent Change</u> | <u>Budget FY 2025-26</u> | <u>Budget Variance</u> | <u>Percent Variance</u> |
|-------------------------|------------------------------|------------------------------|---------------------------|------------------------------|---------------------------|------------------------------|----------------------------|-----------------------------|
| May | 184,227 | 141,637 | -23.1% | 151,907 | 7.3% | 161,393 | (9,486) | -5.9% |
| June | 169,452 | 172,105 | 1.6% | 146,344 | -15.0% | 196,110 | (49,766) | -25.4% |
| July | 167,393 | 173,311 | 3.5% | | -100.0% | 197,483 | (197,483) | -100.0% |
| August | 172,346 | 187,972 | 9.1% | | -100.0% | 214,189 | (214,189) | -100.0% |
| September | 183,970 | 182,301 | -0.9% | | -100.0% | 207,727 | (207,727) | -100.0% |
| October | 174,144 | 164,904 | -5.3% | | -100.0% | 187,904 | (187,904) | -100.0% |
| November | 135,332 | 136,016 | 0.5% | | -100.0% | 154,988 | (154,988) | -100.0% |
| December | 166,720 | 219,375 | 31.6% | | -100.0% | 249,973 | (249,973) | -100.0% |
| January | 204,164 | 181,937 | -10.9% | | -100.0% | 207,313 | (207,313) | -100.0% |
| February | 148,585 | 118,858 | -20.0% | | -100.0% | 135,436 | (135,436) | -100.0% |
| March | 121,410 | 139,360 | 14.8% | | -100.0% | 158,797 | (158,797) | -100.0% |
| April | 157,987 | 145,693 | -7.8% | | -100.0% | 28,687 | (28,687) | -100.0% |
| | 1,985,730 | 1,963,469 | | 298,251 | | 2,100,000 | (1,801,749) | |

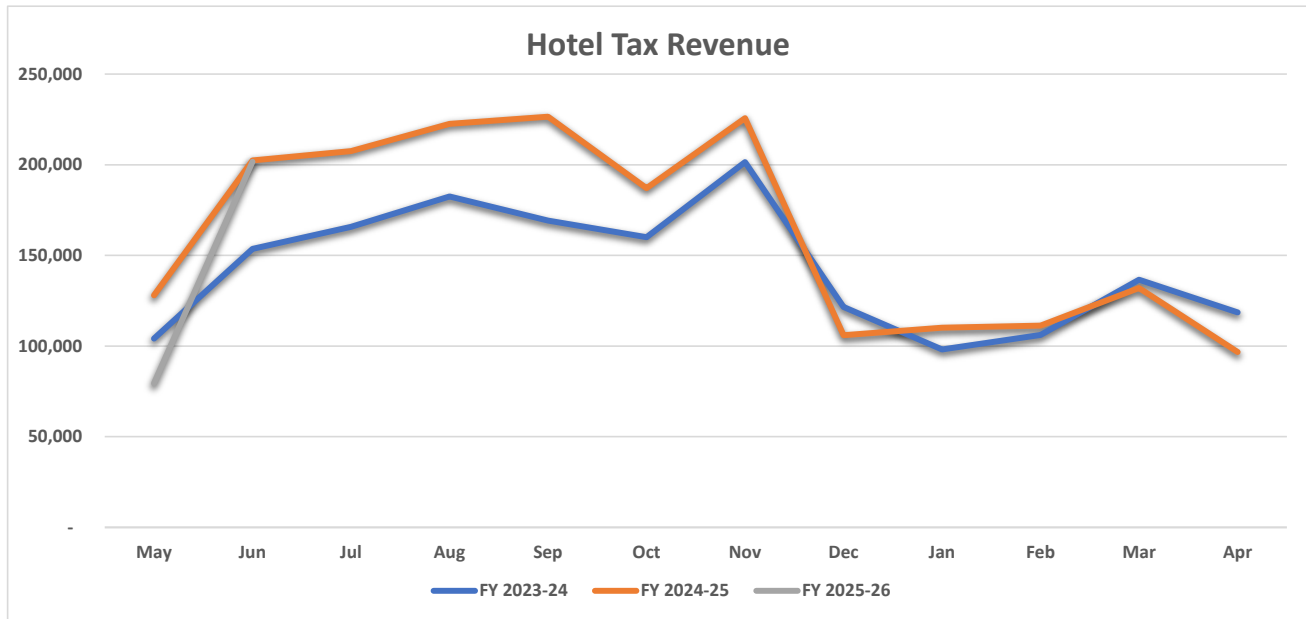
City of St. Charles
Monthly Financial Report / General Fund Revenue
6% Local Hotel Tax

FY 2025-26 Budget:

\$ 2,100,000

Percentage of General Fund Revenues:

3.2%



| Disbursement | Actual FY 2023-24 | Actual FY 2024-25 | Percent Change | Actual FY 2025-26 | Percent Change | Budget FY 2025-26 | Budget Variance | Percent Variance |
|--------------|----------------------|----------------------|-------------------|----------------------|-------------------|----------------------|--------------------|---------------------|
| May | 104,085 | 128,005 | 23.0% | 79,429 | -37.9% | 142,202 | (62,773) | -44.1% |
| June | 153,539 | 202,386 | 31.8% | 201,622 | -0.4% | 224,834 | (23,212) | -10.3% |
| July | 165,732 | 207,558 | 25.2% | | -100.0% | 230,579 | (230,579) | -100.0% |
| August | 182,551 | 222,558 | 21.9% | | -100.0% | 247,243 | (247,243) | -100.0% |
| September | 169,256 | 226,490 | 33.8% | | -100.0% | 251,611 | (251,611) | -100.0% |
| October | 160,046 | 187,016 | 16.9% | | -100.0% | 207,758 | (207,758) | -100.0% |
| November | 201,449 | 225,680 | 12.0% | | -100.0% | 250,711 | (250,711) | -100.0% |
| December | 121,608 | 105,986 | -12.8% | | -100.0% | 117,741 | (117,741) | -100.0% |
| January | 98,120 | 110,110 | 12.2% | | -100.0% | 122,323 | (122,323) | -100.0% |
| February | 106,130 | 111,224 | 4.8% | | -100.0% | 123,560 | (123,560) | -100.0% |
| March | 136,536 | 131,971 | -3.3% | | -100.0% | 146,608 | (146,608) | -100.0% |
| April | 118,556 | 96,697 | -18.4% | | -100.0% | 34,830 | (34,830) | -100.0% |
| | 1,717,608 | 1,955,681 | | 281,051 | | 2,100,000 | (1,818,949) | |

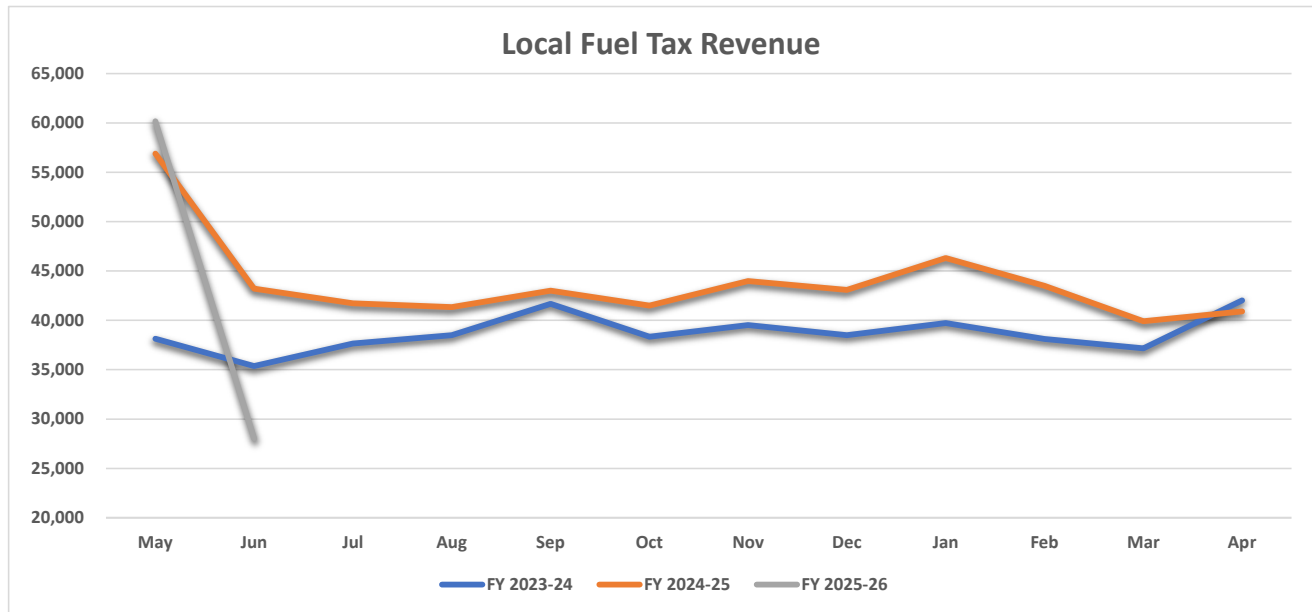
City of St. Charles
Monthly Financial Report / General Fund Revenue
\$0.02 Local Fuel Tax Revenue

FY 2025-26 Budget:

\$ 475,000

Percentage of General Fund Revenues:

0.7%



| <u>Liability Period</u> | <u>Actual</u> <u>FY 2023-24</u> | <u>Actual</u> <u>FY 2024-25</u> | <u>Percent</u> <u>Change</u> | <u>Actual</u> <u>FY 2025-26</u> | <u>Percent</u> <u>Change</u> | <u>Budget</u> <u>FY 2025-26</u> | <u>Budget</u> <u>Variance</u> | <u>Percent</u> <u>Variance</u> |
|-------------------------|------------------------------------|------------------------------------|---------------------------------|------------------------------------|---------------------------------|------------------------------------|----------------------------------|-----------------------------------|
| May | 38,141 | 56,892 | 49.2% | 60,170 | 5.8% | 54,061 | 6,109 | 11.3% |
| June | 35,369 | 43,224 | 22.2% | 28,006 | -35.2% | 41,073 | (13,067) | -31.8% |
| July | 37,644 | 41,717 | 10.8% | | -100.0% | 39,641 | (39,641) | -100.0% |
| August | 38,486 | 41,344 | 7.4% | | -100.0% | 39,287 | (39,287) | -100.0% |
| September | 41,665 | 43,009 | 3.2% | | -100.0% | 40,868 | (40,868) | -100.0% |
| October | 38,331 | 41,483 | 8.2% | | -100.0% | 39,418 | (39,418) | -100.0% |
| November | 39,523 | 43,981 | 11.3% | | -100.0% | 41,793 | (41,793) | -100.0% |
| December | 38,492 | 43,087 | 11.9% | | -100.0% | 40,943 | (40,943) | -100.0% |
| January | 39,731 | 46,313 | 16.6% | | -100.0% | 44,008 | (44,008) | -100.0% |
| February | 38,105 | 43,497 | 14.2% | | -100.0% | 41,332 | (41,332) | -100.0% |
| March | 37,167 | 39,911 | 7.4% | | -100.0% | 37,925 | (37,925) | -100.0% |
| April | 42,021 | 40,900 | -2.7% | | -100.0% | 14,651 | (14,651) | -100.0% |
| | 464,675 | 525,358 | | 88,176 | | 475,000 | (386,824) | |

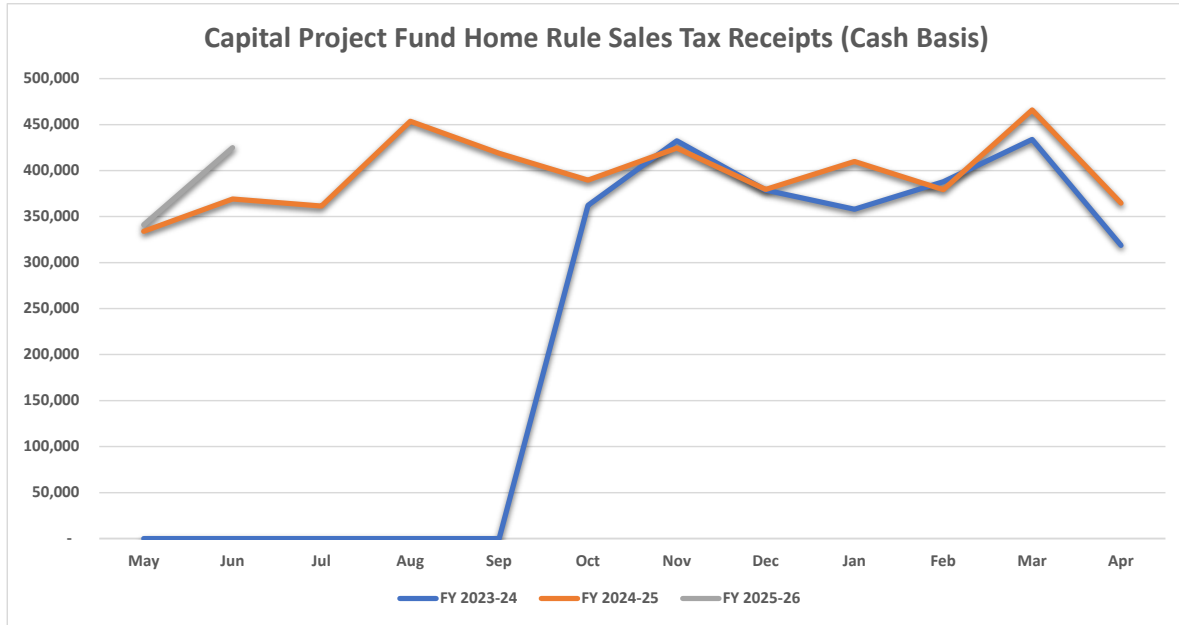
City of St. Charles
Monthly Financial Report / Capital Fund Revenue
Home Rule 0.5% Sales Tax Revenue (Dedicated Capital Portion)

FY 2025-26 Budget:

\$ 4,975,000

Percentage of Capital Fund Revenues:

68.7%

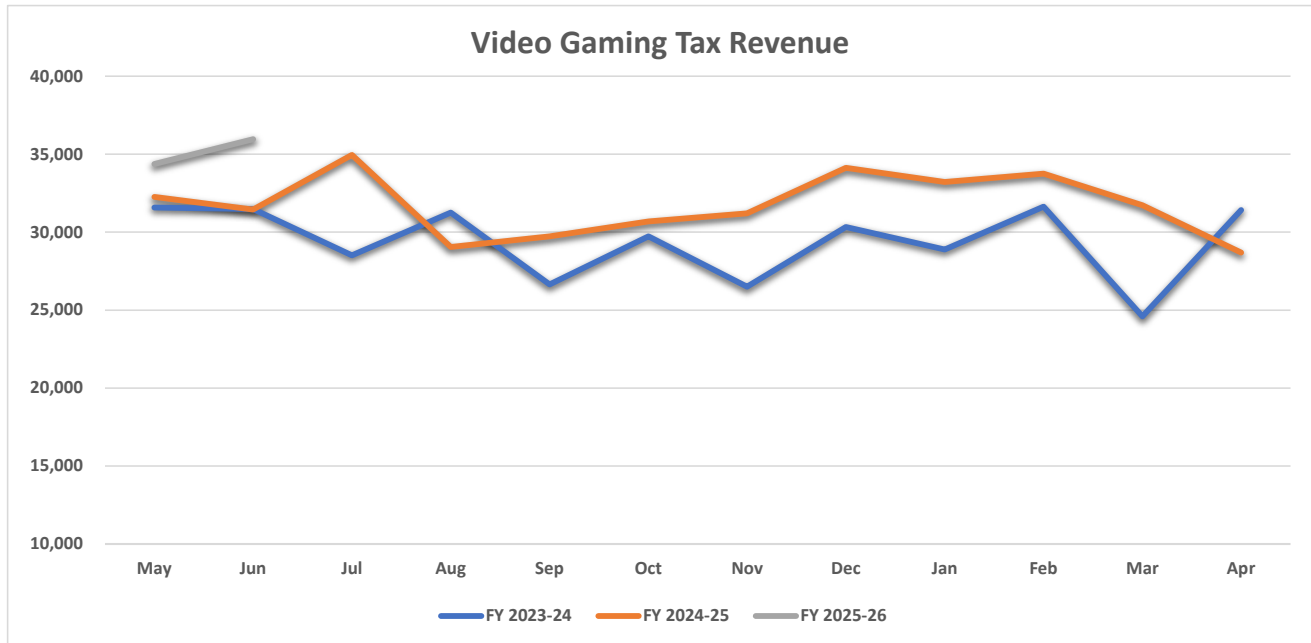


| <u>Liability</u> | <u>Disbursement</u> | Actual | Actual | Percent | Actual | Percent | Budget | Budget | Percent |
|------------------|---------------------|------------------|------------------|---------|----------------|---------|------------------|--------------------|----------|
| | | FY 2023-24 | FY 2024-25 | Change | FY 2025-26 | Change | FY 2024-25 | Variance | Variance |
| February | May | - | 333,972 | N/A | 341,093 | 2.1% | 415,000 | (73,907) | -17.8% |
| March | June | - | 369,175 | N/A | 424,946 | 15.1% | 415,000 | 9,946 | 2.4% |
| April | July | - | 361,434 | N/A | | -100.0% | 415,000 | (415,000) | -100.0% |
| May | August | - | 453,598 | N/A | | -100.0% | 415,000 | (415,000) | -100.0% |
| June | September | - | 418,819 | N/A | | -100.0% | 415,000 | (415,000) | -100.0% |
| July | October | 362,196 | 389,591 | N/A | | -100.0% | 415,000 | (415,000) | -100.0% |
| August | November | 432,496 | 424,526 | N/A | | -100.0% | 415,000 | (415,000) | -100.0% |
| September | December | 378,694 | 379,459 | N/A | | -100.0% | 415,000 | (415,000) | -100.0% |
| October | January | 357,933 | 409,999 | N/A | | -100.0% | 415,000 | (415,000) | -100.0% |
| November | February | 387,926 | 379,346 | N/A | | -100.0% | 415,000 | (415,000) | -100.0% |
| December | March | 433,883 | 465,919 | N/A | | -100.0% | 415,000 | (415,000) | -100.0% |
| January | April | 318,687 | 364,769 | N/A | | -100.0% | 410,000 | (410,000) | -100.0% |
| Total | | 2,671,815 | 4,750,607 | | 766,039 | | 4,975,000 | (4,208,961) | |

Notes:

Effective July 1, 2023, the City's local home rule sales tax was increased from 1.0% to 1.5%. The revenue generated by this increase is being recorded in the Capital Improvements Fund. Council formally committed these revenues to funding the City's road and pedestrian network system, including but not limited to right-of-way improvements and related infrastructure.

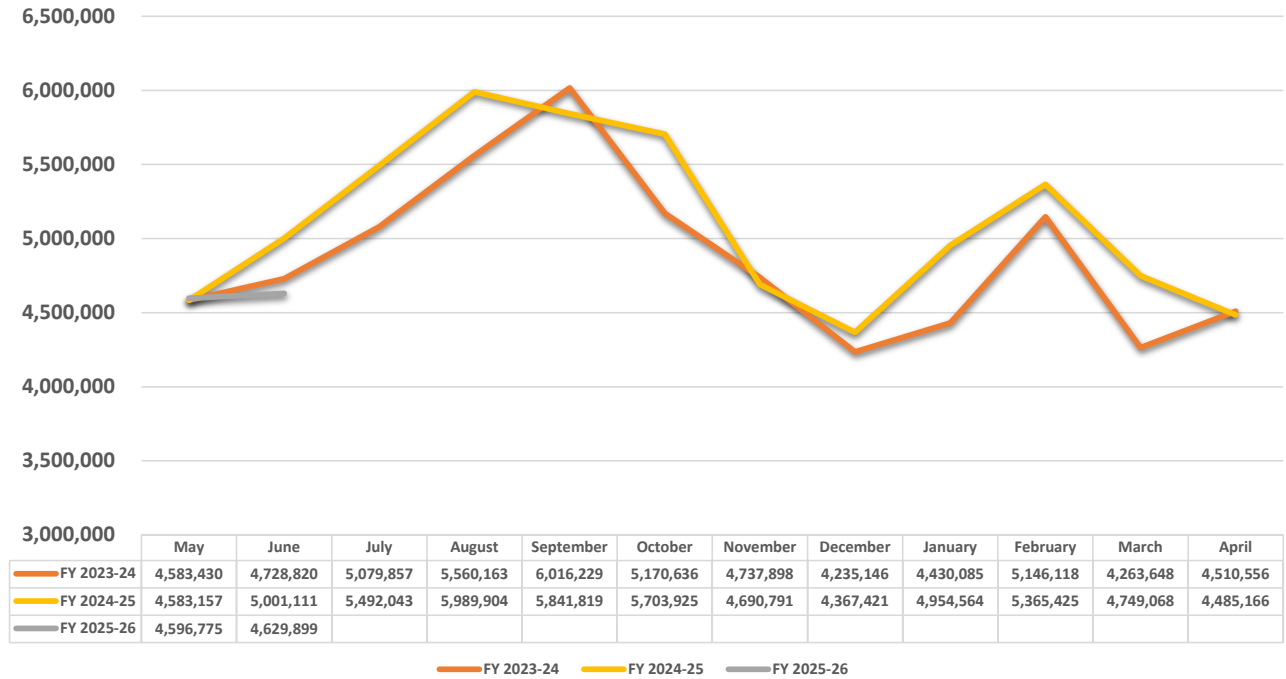
City of St. Charles
Monthly Financial Report / Capital Fund Revenue
Video Gaming Tax Revenue



| <u>Liability Period</u> | <u>Actual FY 2023-24</u> | <u>Actual FY 2024-25</u> | <u>Percent Change</u> | <u>Actual FY 2025-26</u> | <u>Percent Change</u> | <u>Budget FY 2024-25</u> | <u>Budget Variance</u> | <u>Percent Variance</u> |
|-------------------------|------------------------------|------------------------------|---------------------------|------------------------------|---------------------------|------------------------------|----------------------------|-----------------------------|
| May | 31,574 | 32,265 | 2.2% | 34,370 | 6.5% | 31,667 | 2,703 | 8.5% |
| June | 31,481 | 31,447 | 100.0% | 35,960 | 14.4% | 31,667 | 4,293 | 13.6% |
| July | 28,511 | 34,952 | 100.0% | | -100.0% | 31,667 | (31,667) | -100.0% |
| August | 31,249 | 29,043 | 100.0% | | -100.0% | 31,667 | (31,667) | -100.0% |
| September | 26,648 | 29,728 | 11.6% | | -100.0% | 31,667 | (31,667) | -100.0% |
| October | 29,724 | 30,693 | 3.3% | | -100.0% | 31,667 | (31,667) | -100.0% |
| November | 26,506 | 31,198 | 17.7% | | -100.0% | 31,667 | (31,667) | -100.0% |
| December | 30,327 | 34,121 | 12.5% | | -100.0% | 31,667 | (31,667) | -100.0% |
| January | 28,879 | 33,211 | 15.0% | | -100.0% | 31,667 | (31,667) | -100.0% |
| February | 31,634 | 33,746 | 100.0% | | -100.0% | 31,667 | (31,667) | -100.0% |
| March | 24,598 | 31,717 | 28.9% | | -100.0% | 31,667 | (31,667) | -100.0% |
| April | 31,413 | 28,689 | -8.7% | | -100.0% | 31,663 | (31,663) | -100.0% |
| | 352,544 | 380,810 | | 70,330 | | 380,000 | (309,670) | |

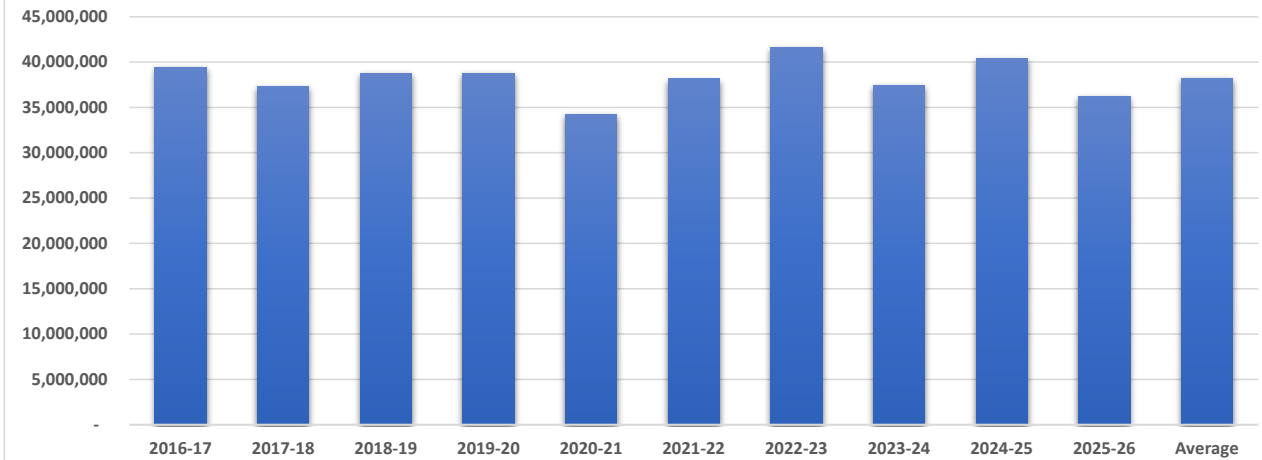
City of St. Charles
Monthly Financial Report / Summary
Electric User Charges and Consumption

Electric Fund User Chargers



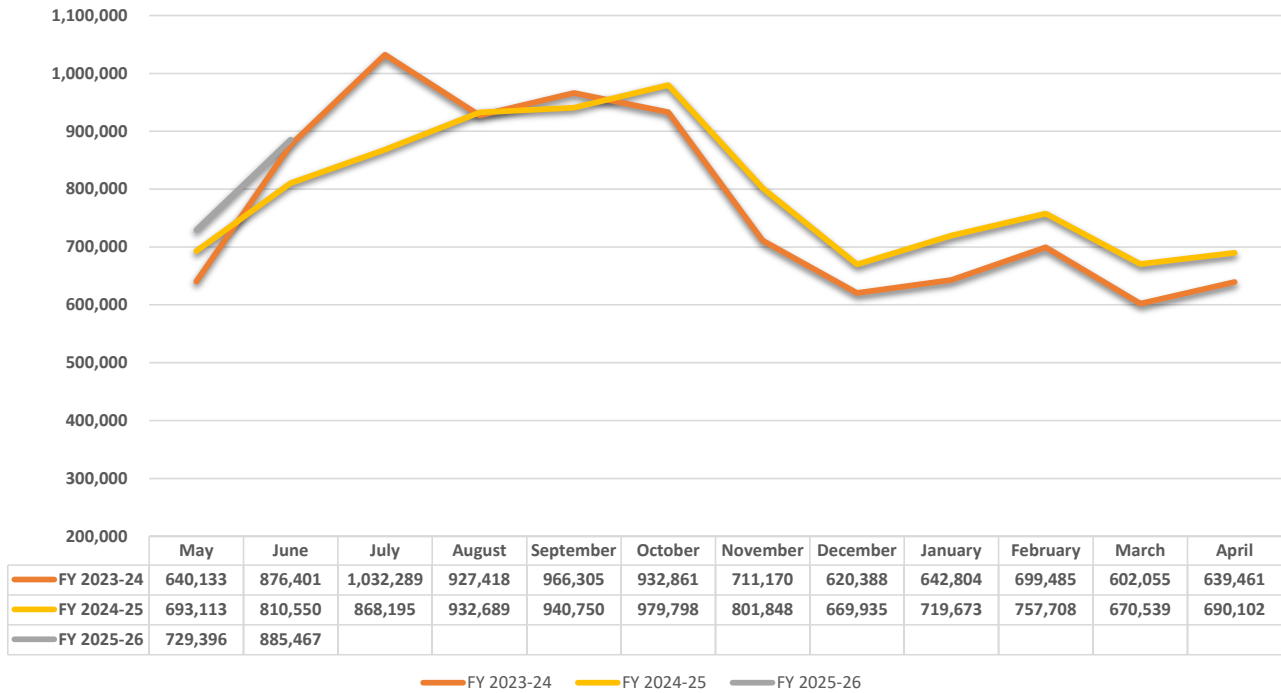
Electric Consumption for Month of: June 2025

Kilowatt Hours Consumption

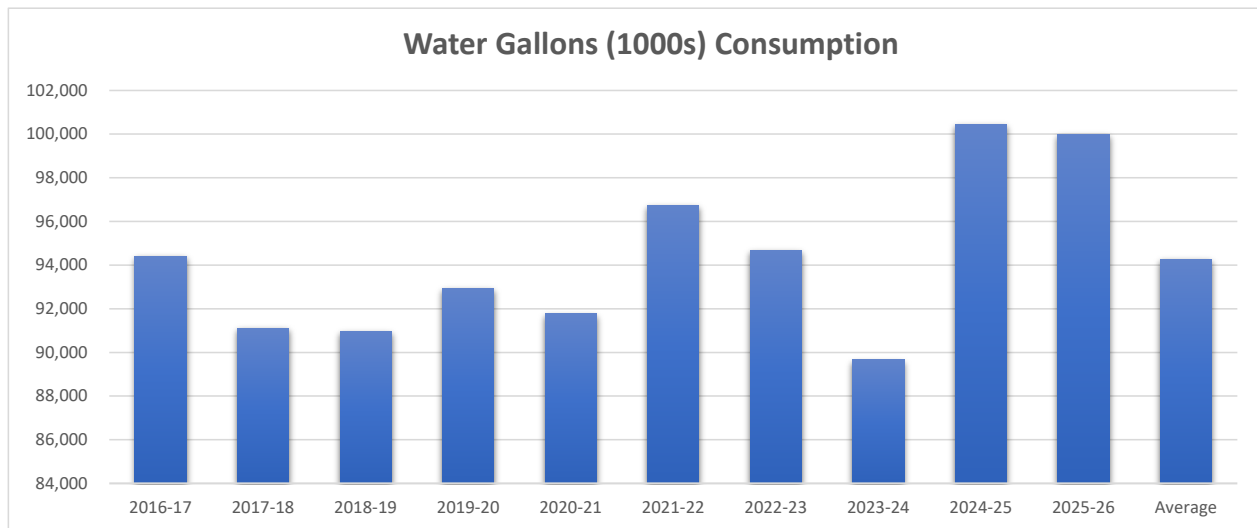


City of St. Charles
Monthly Financial Report / Summary
Water Fund User Charges and Consumption

Water Fund User Chargers

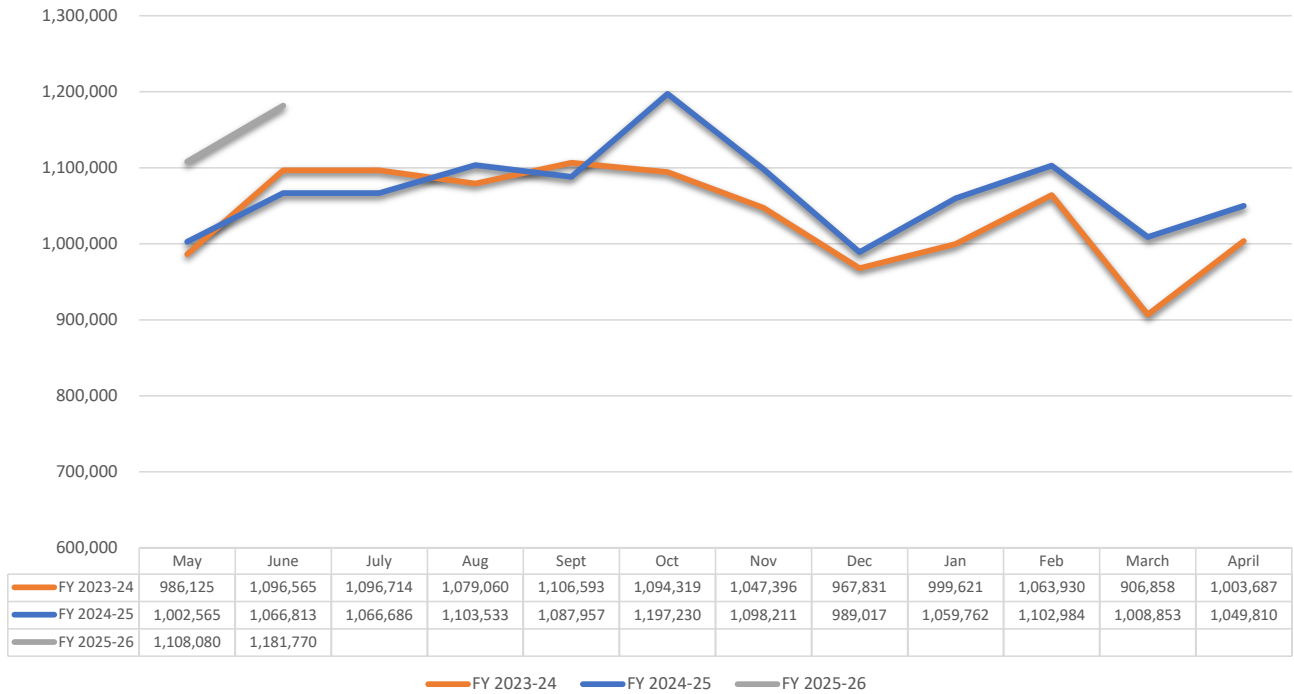


Water Consumption for Month of: June 2025



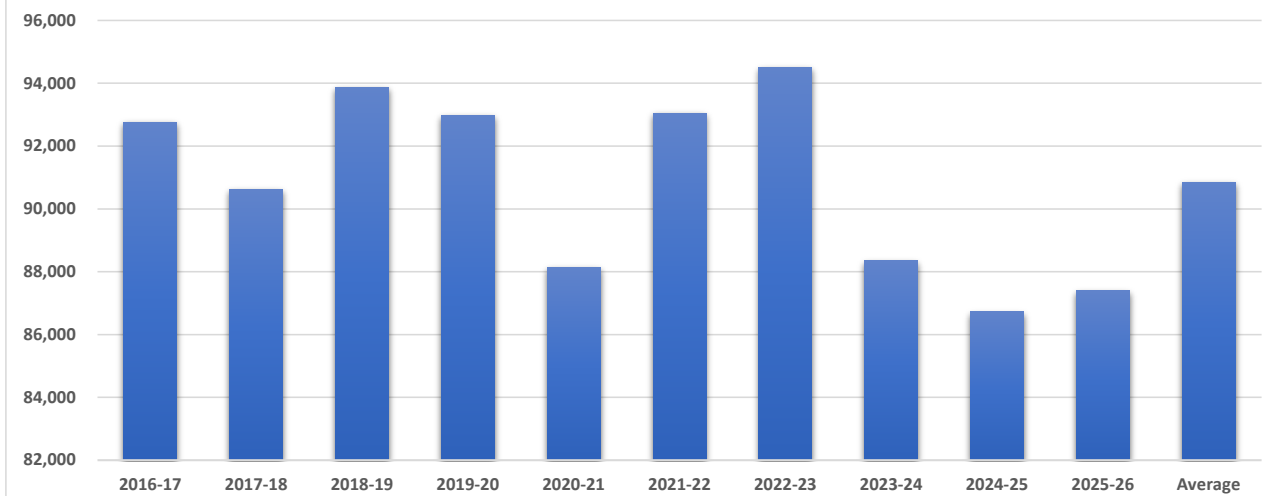
City of St. Charles
Monthly Financial Report / Summary
Wastewater Fund User Charges and Consumption

Wastewater Fund User Chargers



Wastewater Consumption for Month of: June 2025

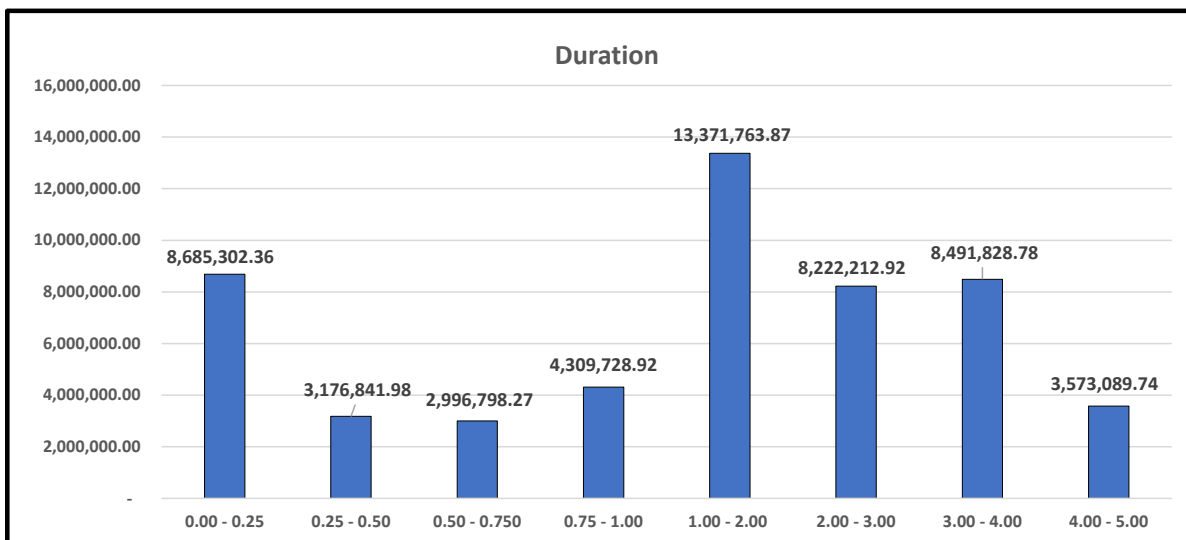
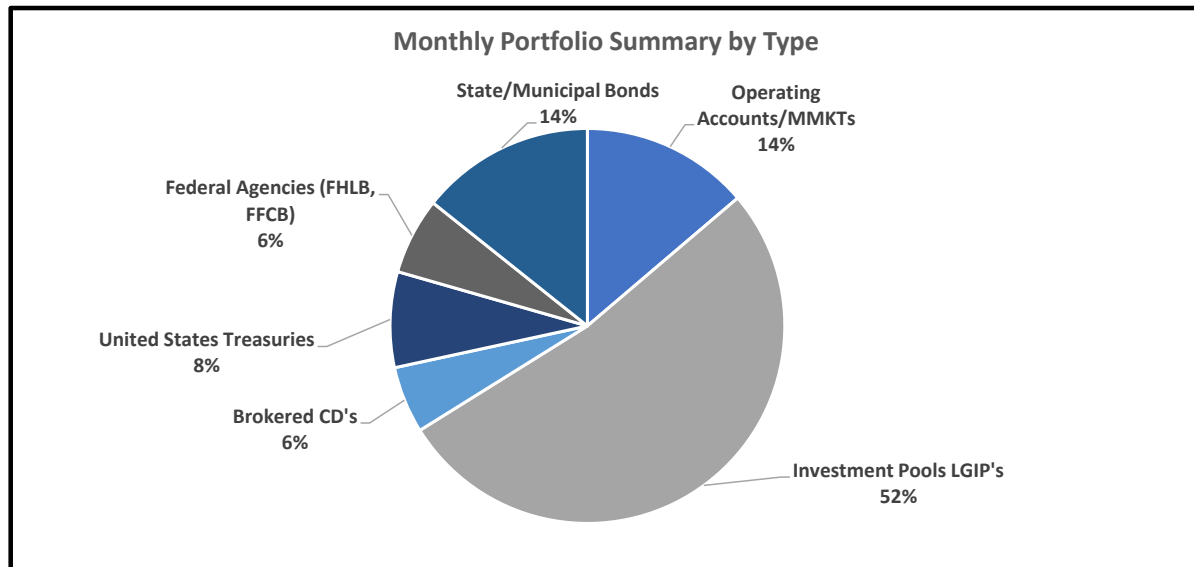
Wastewater Consumption





City of St. Charles
Monthly Investment Summary
June 30, 2025

| | | | |
|----------------------------|----|-------------|---|
| Total Portfolio Size: | \$ | 139,869,630 | |
| Fixed Income Portfolio: | \$ | 47,369,755 | Percent of Total |
| Fixed Income Yield: | | 4.35% | End of Month 6 Month Treasury: 4.29% |
| Fixed Income Avg Duration: | | 1.994 Years | Fixed Income Avg Credit Rating: AA+/Aa2/AA+ |

| <u>Category</u> | <u>Amount</u> | <u>Percent</u> |
|-------------------------------|-----------------------|----------------|
| Operating Accounts/MMKTs | \$ 19,275,805 | 13.8% |
| Investment Pools LGIP's | \$ 73,224,069 | 52.4% |
| Brokered CD's | \$ 7,653,134 | 5.5% |
| United States Treasuries | \$ 10,955,594 | 7.8% |
| Federal Agencies (FHLB, FFCB) | \$ 8,775,941 | 6.3% |
| State/Municipal Bonds | \$ 19,985,087 | 14.3% |
| | <u>\$ 139,869,630</u> | - |



| | | | |
|---|--------------------------------------|---|--|
|  <p>CITY OF ST. CHARLES ILLINOIS • 1834</p> | AGENDA ITEM EXECUTIVE SUMMARY | | Agenda Item number: IIA |
| | Title: | Motion to Approve a Recommendation from City Administrator McGuire to Appoint Rich Clark as Acting Chief of Police, effective August 1, 2025, until the Police Chief position is filled on September 15, 2025 | |
| | Presenter: | Jennifer McMahon, Director of Human Resources | |
| Meeting: City Council Date: July 21, 2025 | | | |
| Proposed Cost: \$1,500 | | Budgeted Amount: \$210,900 | Not Budgeted: <input type="checkbox"/> |
| Executive Summary <i>(if not budgeted please explain):</i> <p>With the impending retirement of Acting Police Chief/Deputy Police Chief of Operations on July 31, 2025, the Police Department will need a designated Acting Chief to execute the responsibilities of the position as outlined in City code as well as those in the position description. A department leader will also be needed for department staff, other City staff, and external customers. The Deputy Police Chief of Administration is willing and able to take on the Acting Chief position.</p> <p>Per City policy, employees who are designated as acting director for more than 30 days receive a 5% increase in pay or the minimum of the range for the position, whichever is greater. In this instance, the 5% increase would apply. This increase would be a minimal amount and covered by the remaining funds budgeted for the Police Chief's salary for fiscal year 2026.</p> <p>City Administrator McGuire recommends this action.</p> | | | |
| Attachments <i>(please list):</i> None. | | | |
| Recommendation/Suggested Action <i>(briefly explain):</i> <p>Motion to approve a recommendation from City Administrator McGuire to appoint Rich Clark as Acting Chief of Police, effective August 1, 2025, until the position is filled.</p> | | | |

| | | | |
|---|--------------------------------------|---|---|
|  <p>CITY OF ST. CHARLES ILLINOIS • 1834</p> | AGENDA ITEM EXECUTIVE SUMMARY | | Agenda Item number: IIB |
| | Title: | Public Hearing Regarding Proposed Establishment of Dormant Special Service Area (SSA) No. 71 for Munhall Glen subdivision. | |
| | Presenter: | Russell Colby, Community Development Director | |
| Meeting: City Council | | Date: July 21, 2025 | |
| Proposed Cost: N/A | | Budgeted Amount: N/A | Not Budgeted: <input type="checkbox"/> |
| TIF District: None | | | |
| Executive Summary (if not budgeted, please explain): <p>This item is a public hearing regarding the proposal to establish a Dormant Special Service Area (SSA) for Munhall Glen subdivision. Notice was published in the Daily Herald on July 2, 2025.</p> <p>On May 19, 2025 the City Council approved Ordinance 2025-M-13 proposing establishment of Dormant Special Service Area No. 71 and setting a public hearing date of July 21, 2025.</p> <p>The public hearing is to allow for public comment on the proposed dormant SSA No. 71.</p> <p>Following the public hearing, there will be a 60-day period to allow for objections. The Council may then vote after the 60-day period has ended to establish the dormant SSA.</p> <p>The 60-day period will end on September 20, 2025, and the soonest the Council could vote on the establishment of the dormant SSA would be October 6, 2025.</p> | | | |
| Attachments (please list): None | | | |
| Recommendation/Suggested Action (briefly explain): Conduct the public hearing; close when all testimony has been received. | | | |

**MINUTES
CITY OF ST. CHARLES
PLANNING & DEVELOPMENT COMMITTEE
MONDAY, JULY 14, 2025 - 7:00 PM**

Members Present: Silkaitis, Foulkes, Bongard, Muenz, Gehm, Spellman, Pietryla
Wirball, Bessner, Weber

Members Absent: None

Others Present: Heather McGuire, City Administrator; Russell Colby, Director of
Community Development; Derek Conley, Director of Economic
Development; Allen Fennell, Assistant Director of Community
Development-Building Services; Emma Field, Planner; Anthony
Cavallo, Deputy Fire Chief; Joseph McMahon, City Attorney

1. CALL TO ORDER

The meeting was convened by Chair Wirball at 7:00 p.m.

2. ROLL CALL

Roll was called:

Present: Silkaitis, Foulkes, Bongard, Muenz, Gehm, Spellman, Pietryla, Wirball, Bessner,
Weber

Absent: None

3. OMNIBUS VOTE

*a. Historic Preservation Commission recommendation to approve a Façade Improvement
Grant for 5 S 2nd Ave.

*b. Historic Preservation Commission recommendation to approve a Façade Improvement
Grant for 12 N 3rd St.

**Motion by Ald. Pietryla, second by Ald. Spellman to approve omnibus items *4a and *4b
on the agenda.**

Roll was called:

Ayes: Bongard, Muenz, Gehm, Spellman, Pietryla, Bessner, Weber, Silkaitis, Foulkes

Nays:

Absent:

Motion carried: 9-0

4. COMMUNITY & ECONOMIC DEVELOPMENT

c. Plan Commission recommendation to approve a Preliminary and Final Plat of
Subdivision for St. Charles Heights Subdivision.

Russell Colby, Director of Community Development, presented the Executive Summary and materials posted in the meeting packet.

Motion by Ald. Weber, second by Ald. Pietryla to approve a Preliminary and Final Plat of Subdivision for St. Charles Heights Subdivision.

Roll was called:

Ayes: Bongard, Muenz, Gehm, Spellman, Pietryla, Bessner, Weber, Silkaitis, Foulkes

Nays:

Absent:

Motion carried: 9-0

- d. Recommendation to approve a Plat of Easement for 885 Geneva Road.

Russell Colby, Director of Community Development, noted this is the off-site easement in connection with the subdivision item that was voted on in 4c.

Motion by Ald. Gehm, second by Ald. Muenz to approve a Plat of Easement for 885 Geneva Road.

Roll was called:

Ayes: Bongard, Muenz, Gehm, Spellman, Pietryla, Bessner, Weber, Silkaitis, Foulkes

Nays:

Absent:

Motion carried: 9-0

- e. Presentation regarding Urgent Need Home Rehab Program Partnership with Habitat for Humanity of Northern Fox Valley

Ald. Pietryla recused himself from this item.

Russell Colby, Director of Community Development, presented the Executive Summary and materials posted in the meeting packet.

Mr. Colby noted the funding is in the form of a grant and this money would not be returned to the trust fund.

Ald. Weber said he likes this program a lot. He also likes that it will be managed by Habitat for Humanity and not city staff.

Ald. Muenz appreciates the different way of looking at this housing fund. She asked if the 60% Area Median Income was making it easier or harder for people to qualify. Given the income levels in St. Charles, do they think they are going to find people who are at these income levels, who are in need and would be applying for this grant? Mr. Colby said that at 60%, people would have to be below that income threshold based on household size. To qualify for the grant program, they have made it harder to qualify based on income level. They believe it would primarily be seniors applying as they will be the most likely to qualify. Since this is a city

program, there will be some flexibility to adjust the eligibility requirements if they see there's not much participation within the first year.

Ald. Muenz would also like to see some other options for using this fund to encourage smaller builders to be able to find ways to do infill. Mr. Colby said this is on the list for the Housing Commission's next project to look at.

Ald. Silkaitis said it's a good program and he'd like to see the funds put to some use to help residents stay here.

Chair Wirball expressed support for the program.

5. PUBLIC COMMENT

Tom Anderson, resident, commented on the SSA 1A ordinance parking requirements. He noted there were two businesses near the Baker Church that were allowed to build without parking. They use the Baker Church north lot to meet their parking needs. If the church sells that lot, the property values of those two properties will go down and their services cannot be rendered. Both of those buildings are paying the SSA 1A tax for the city to supply parking. He brought this up so the city can think about planning ahead for possible changes.

6. ADDITIONAL ITEMS FROM MAYOR, COUNCIL OR STAFF

Ald. Muenz suggested staff look into business incubators like what other communities have in place. She would also like to ensure they look at bicycle rules as a holistic issue rather than attempting to change behavior through ordinances. She wants to use an educational approach when making these rules.

7. EXECUTIVE SESSION

Motion by Ald. Gehm, second by Ald. Foulkes to enter into executive session at 7:18 p.m. regarding Property Acquisition – 5 ILCS 120/2(c)(5).

Roll was called:

Ayes: Bongard, Muenz, Gehm, Spellman, Pietryla, Bessner, Weber, Silkaitis, Foulkes

Nays:

Absent:

Motion carried: 9-0

Motion by Ald. Gehm, second by Ald. Muenz to exit executive session at 8:09 p.m.

Roll was called:

Ayes: Bongard, Muenz, Gehm, Spellman, Pietryla, Bessner, Weber, Silkaitis, Foulkes

Nays:

Absent:

Motion carried: 9-0

8. ADJOURNMENT

Motion by Ald. Muenz, second by Ald. Weber to adjourn at 8:09 p.m.

Roll was called:

Ayes: Bongard, Muenz, Gehm, Spellman, Pietryla, Bessner, Weber, Silkaitis, Foulkes

Nays:

Absent:

Motion carried: 9-0