

**AGENDA**  
**ST. CHARLES CITY COUNCIL MEETING**  
**LORA A. VITEK, MAYOR**  
**MONDAY, DECEMBER 19, 2022 – 7:00 P.M.**  
**CITY COUNCIL CHAMBERS**  
**2 E. MAIN STREET**

1. **Call to Order.**
2. **Roll Call.**
3. **Invocation.**
4. **Pledge of Allegiance.**
5. **Presentations**
  - Announcement of the Holiday Homecoming Parade Award Winners from the St. Charles Business Alliance.
6. **Omnibus Vote. Items with an asterisk (\*)** are considered to be routine matters and will be enacted by one motion. There will be no separate discussion on these items unless a council member/citizen so requests, in which event the item will be removed from the consent agenda and considered in normal sequence on the agenda.
- \*7. Motion to accept and place on file minutes of the regular City Council meeting held December 5, 2022.
- \*8. Motion to approve and authorize issuance of vouchers from the Expenditure Approval List for the period of 11/28/2022 – 12/11/2022 the amount of \$3,017,602.06.
- \*9. Motion to approve and place on file the Treasurer and Finance Report for period ending November 30, 2022.

**I. Old Business**

- A. None

**II. New Business**

- A. Public Hearing – Proposed 2022 Property Tax Levy.

- B. Recommendation to approve an **Ordinance** Levying Taxes for the 2022 Levy Year for the City of St. Charles.
- C. Recommendation to approve an **Ordinance** for the Levy and Assessment of Taxes for the Year 2022 in and for the City of St. Charles Special Service Area Number 1A (Central Business District).
- D. Recommendation to approve an **Ordinance** for the Levy and Assessment of Taxes for the Year 2022 in and for the City of St. Charles Special Service Area Number 1B (Downtown District).
- E. Recommendation to approve an **Ordinance** for the Levy and Assessment of Taxes for the Year 2022 in and for the City of St. Charles Special Service Area Number 5 (Central Manufacturing District).
- F. Recommendation to approve an **Ordinance** for the Levy and Assessment of Taxes for the Year 2022 in and for the City of St. Charles Special Service Area Number 6 (Cambridge East).
- G. Recommendation to approve an **Ordinance** for the Levy and Assessment of Taxes for the Year 2022 in and for the City of St. Charles Special Service Area Number 7 (Central Manufacturing District).
- H. Recommendation to approve an **Ordinance** for the Levy and Assessment of Taxes for the Year 2022 in and for the City of St. Charles Special Service Area Number 10 (Royal Fox I).
- I. Recommendation to approve an **Ordinance** for the Levy and Assessment of Taxes for the Year 2022 in and for the City of St. Charles Special Service Area Number 13 (Red Gate).
- J. Recommendation to approve an **Ordinance** for the Levy and Assessment of Taxes for the Year 2022 in and for the City of St. Charles Special Service Area Number 21. (Foxfield Commercial Construction and Common Area)
- K. Recommendation to approve an **Ordinance** for the Levy and Assessment of Taxes for the Year 2022 in and for the City of St. Charles Special Service Area Number 57 (Legacy Business Center)
- L. Recommendation to approve a **Resolution** Authorizing the City Clerk to Designate Illinois Funds as an Authorized Depository and Designating Certain City of St. Charles Officials as Authorized Signers.

### III. Committee Reports

#### A. Government Operations

- \*1. Motion Recommendation to approve a **Resolution** Authorizing the Execution of an Intergovernmental Agreement Between the City of St. Charles and the City of Batavia for the Sale of a 1997 Seagrave 100-foot Aerial Ladder Fire Apparatus.
- \*2. Recommendation to approve a **Resolution** Authorizing the Execution of an Intergovernmental Agreement Between the City of St. Charles and the Village of Broadview for the Sale of a 2001 Seagrave 1500 gpm Fire Apparatus.
- \*3. Motion to accept and place on file minutes of the December 5, 2022 Government Operations Committee meeting.

**B. Government Services**  
None

**C. Planning and Development**

- \*1. Motion to accept and place on file Plan Commission Resolution No. 16-2022 A Resolution Recommending Approval of an Application for Special Use (PUD Amendment) and a Final Plat of Subdivision (Minor Subdivision) for Munhall Glen Lots 44 & 45, Munhall Glen PUD (Court Airhart, Airhart Construction Corp).
- \*2. Motion to approve an **Ordinance** Amending Ordinance No. 2020-Z-29 to modify the front and exterior side yards for Lots 44 and 45 and Granting Approval of a Final Plat of Subdivision for Replat of Lots 44 and 45 of Munhall Glen Subdivision (Munhall Glen PUD).
- \*3. Motion to accept and place on file Historic Preservation Commission Resolution No. 5-2022 A Resolution Recommending Approval of A Façade Improvement Grant Application (17 N 2nd Ave.)
- \*4. Motion to approve A **Resolution** Authorizing the Mayor and City Council to Execute a Façade Improvement Agreement between the City of St. Charles and Nancy Knapp (17 N 2nd Ave.- Circa Vintage)
- \*5. Motion to accept and place on file Historic Preservation Commission Resolution No. 6-2022 A Resolution Recommending Approval for Landmark Designation (201 Cedar Ave.- Thomas H. Collins House)
- \*6. Motion to approve An **Ordinance** Designating Certain Property as a Historic Landmark (201 Cedar Ave.- Thomas H. Collins House)
- 7. Motion to reject all proposals received for the Request for Concept Proposals for the Downtown Riverfront Property (former Police Station Site Area Redevelopment) issued November 15, 2021.

**9. Public Comment**

**10. Additional Items from Mayor, Council or Staff**

**11. Executive Session**

- Personnel – 5 ILCS 120/2(c)(1)
- Pending, Probable or Imminent Litigation – 5 ILCS 120/2(c)(11)
- Property Acquisition – 5 ILCS 120/2(c)(5)
- Collective Bargaining – 5 ILCS 120/2(c)(2)
- Review of Executive Session Minutes – 5 ILCS 120/2(c)(21)

**12. Adjournment**

***ADA Compliance***

Any individual with a disability requesting a reasonable accommodation in order to participate in a public meeting should contact the ADA Coordinator, Jennifer McMahon, at least 48 hours in advance of the scheduled meeting. The ADA Coordinator can be reached in person at 2 East Main Street, St. Charles, IL, via telephone at (630) 377 4446 or 800 526 0844 (TDD), or via e-mail at [jmcmahon@stcharlesil.gov](mailto:jmcmahon@stcharlesil.gov). Every effort will be made to allow for meeting participation. Notices of this meeting were posted consistent with the requirements of 5 ILCS 120/1 et seq. (Open Meetings Act).

**MINUTES**  
**ST. CHARLES CITY COUNCIL MEETING**  
**LORA A. VITEK, MAYOR**  
**MONDAY, DECEMBER 5, 2022 – 7:00 P.M.**  
**CITY COUNCIL CHAMBERS**  
**2 E. MAIN STREET**

**1. Call to Order.**

The meeting was called to order by Mayor Vitek at 7:00 pm.

**2. Roll Call.**

**Present:** Ald. Silkaitis, Ald. Kalamaris, Ald. Payleitner, Ald. Bongard, Ald. Bancroft, Ald. Lencioni,

Ald. Pietryla (via Zoom), Ald. Wirball, Ald. Bessner, Ald. Weber

**Absent:** None

**3. Invocation by Ald. Lencioni**

**4. Pledge of Allegiance.**

**5. Presentations**

- St Charles North High School Swim & Dive Team State Championship Recognition

**6. Motion by Ald. Bancroft second by Ald. Lencioni to approve the Omnibus Vote.**

Items with an asterisk (\*) are considered to be routine matters and will be enacted by one motion. There will be no separate discussion on these items unless a council member/citizen so requests, in which event the item will be removed from the consent agenda and considered in normal sequence on the agenda.

**Roll Call Vote:** Ayes: Ald. Silkaitis, Ald. Kalamaris, Ald. Payleitner, Ald. Bongard, Ald. Bancroft, Ald. Lencioni, Ald. Pietryla, Ald. Wirball, Ald. Bessner, Ald. Weber; Nays: None.

Motion Carried

- \*7.** Motion by Ald. Bancroft second by Ald. Lencioni to accept and place on file minutes of the regular City Council meeting held November 21, 2022.

**Roll Call Vote:** Ayes: Ald. Silkaitis, Ald. Kalamaris, Ald. Payleitner, Ald. Bongard, Ald. Bancroft, Ald. Lencioni, Ald. Pietryla, Ald. Wirball, Ald. Bessner, Ald. Weber; Nays: None.

Motion Carried

- \*8.** Motion by Ald. Bancroft second by Ald. Lencioni to approve and authorize issuance of vouchers from the Expenditure Approval List for the period of 11/14/2022 – 11/27/2022 in the amount of \$8,192,904.57.

**Roll Call Vote:** Ayes: Ald. Silkaitis, Ald. Kalamaris, Ald. Payleitner, Ald. Bongard, Ald. Bancroft, Ald. Lencioni, Ald. Pietryla, Ald. Wirball, Ald. Bessner, Ald. Weber; Nays: None.

Motion Carried

- \*9. Motion by Ald. Bancroft second by Ald. Lencioni to approve and place on file the Treasurer and Finance Report for period ending October 31, 2022.  
**Roll Call Vote:** Ayes: Ald. Silkaitis, Ald. Kalamaris, Ald. Payleitner, Ald. Bongard, Ald. Bancroft, Ald. Lencioni, Ald. Pietryla, Ald. Wirball, Ald. Bessner, Ald. Weber; Nays: None.  
Motion Carried

## I. Old Business

- A. None

## II. New Business

- A. Motion by Ald. Wirball second by Ald. Bessner to approve **Resolution 2022-106** for an agreement with Respect Technology, Inc. for \$48,600 for Utility Billing Data Migration Services.  
**Roll Call Vote:** Ayes: Ald. Silkaitis, Ald. Kalamaris, Ald. Payleitner, Ald. Bongard, Ald. Bancroft, Ald. Lencioni, Ald. Pietryla, Ald. Wirball, Ald. Bessner, Ald. Weber; Nays: None.  
Motion Carried

## III. Committee Reports

### A. Government Operations

- \*1. Motion by Ald. Bancroft second by Ald. Lencioni to approve **Resolution 2022-107** for an agreement with Gartner Consulting to provide information technology research and consulting services for \$45,715.  
**Roll Call Vote:** Ayes: Ald. Silkaitis, Ald. Kalamaris, Ald. Payleitner, Ald. Bongard, Ald. Bancroft, Ald. Lencioni, Ald. Pietryla, Ald. Wirball, Ald. Bessner, Ald. Weber; Nays: None.  
Motion Carried
- \*2. Motion by Ald. Bancroft second by Ald. Lencioni to approve **Resolution 2022-108** Awarding Change Order No. 1 for Repainting and Repairs to the Well #8 Reservoirs.  
**Roll Call Vote:** Ayes: Ald. Silkaitis, Ald. Kalamaris, Ald. Payleitner, Ald. Bongard, Ald. Bancroft, Ald. Lencioni, Ald. Pietryla, Ald. Wirball, Ald. Bessner, Ald. Weber; Nays: None.  
Motion Carried
- \*3. Motion by Ald. Bancroft second by Ald. Lencioni to accept and place on file minutes of the November 21, 2022 Government Operations Committee meeting.  
**Roll Call Vote:** Ayes: Ald. Silkaitis, Ald. Kalamaris, Ald. Payleitner, Ald. Bongard, Ald. Bancroft, Ald. Lencioni, Ald. Pietryla, Ald. Wirball, Ald. Bessner, Ald. Weber; Nays: None.

Motion Carried

**B. Government Services**

None

**C. Planning and Development**

- \*1. Motion by Ald. Bancroft second by Ald. Lencioni to approve **Ordinance 2022-Z-24** Granting Approval of a Final Plat of Subdivision for Unit No. 1 Foxfield Square Resubdivision No.1 (2600 E. Main St.)

**Roll Call Vote:** Ayes: Ald. Silkaitis, Ald. Kalamaris, Ald. Payleitner, Ald. Bongard, Ald. Bancroft, Ald. Lencioni, Ald. Pietryla, Ald. Wirball, Ald. Bessner, Ald. Weber; Nays: None.

Motion Carried

- \*2. Motion by Ald. Bancroft second by Ald. Lencioni to accept and place on file minutes of the November 14, 2022 Planning & Development Committee meeting.

**Roll Call Vote:** Ayes: Ald. Silkaitis, Ald. Kalamaris, Ald. Payleitner, Ald. Bongard, Ald. Bancroft, Ald. Lencioni, Ald. Pietryla, Ald. Wirball, Ald. Bessner, Ald. Weber; Nays: None.

Motion Carried

**10. Public Comment - None**

**11. Additional Items from Mayor, Council or Staff**

Ald. Bancroft wished Mayor Vitek a happy birthday.

Mayor Vitek recognized the St. Charles Business Alliance for the successful Holiday Homecoming festivities. Thank you to the volunteers. She asks that everyone think of St. Charles and support local small businesses when shopping for the holidays.

Thank you to St. Charles Singers for their performance of Candlelight Carols at the Baker Memorial Church.

Congratulations to the St. Charles East High School Junior Varsity Dance Team win at last weekend's competition.

**12. No Executive Session**

- Personnel – 5 ILCS 120/2(c)(1)
- Pending, Probable or Imminent Litigation – 5 ILCS 120/2(c)(11)
- Property Acquisition – 5 ILCS 120/2(c)(5)
- Collective Bargaining – 5 ILCS 120/2(c)(2)
- Review of Executive Session Minutes – 5 ILCS 120/2(c)(21)

**13. Adjournment**

Motion by Ald. Wirball, second by Ald. Bancroft to adjourn the meeting at 7:13pm.

**Roll Call Vote:** Ayes: Ald. Silkaitis, Ald. Kalamaris, Ald. Payleitner, Ald. Bongard, Ald. Bancroft, Ald. Lencioni, Ald. Pietryla, Ald. Wirball, Ald. Bessner, Ald. Weber; Nays: None.

Motion Carried

---

Nancy Garrison, City Clerk

CERTIFIED TO BE A TRUE COPY OF ORIGINAL

---

Nancy Garrison, City Clerk

***ADA Compliance***

Any individual with a disability requesting a reasonable accommodation in order to participate in a public meeting should contact the ADA Coordinator, Jennifer McMahon, at least 48 hours in advance of the scheduled meeting. The ADA Coordinator can be reached in person at 2 East Main Street, St. Charles, IL, via telephone at (630) 377 4446 or 800 526 0844 (TDD), or via e-mail at [jmcmahon@stcharlesil.gov](mailto:jmcmahon@stcharlesil.gov). Every effort will be made to allow for meeting participation. Notices of this meeting were posted consistent with the requirements of 5 ILCS 120/1 et seq. (Open Meetings Act).



12/16/2022

**CITY OF ST CHARLES  
COMPANY 1000  
EXPENDITURE APPROVAL LIST**

11/28/2022 - 12/11/2022

| <u>VENDOR</u> | <u>VENDOR NAME</u>                       | <u>STAT PROC</u> | <u>PO NUMBER</u> | <u>AMOUNT</u>   | <u>DATE</u> | <u>INVOICE</u>     | <u>DESCRIPTION</u>            |
|---------------|--|------------------|------------------|-----------------|-------------|--------------------|-------------------------------|
| 114           | ST CHARLES ACE LLC                       |                  |                  |                 |             |                    |                               |
|               |  |                  | 115521           | 9.17            | 12/01/2022  | 83087/3            | OIL AIR FRESHNER              |
|               |  |                  | 115521           | 13.62           | 12/01/2022  | 83109/3            | MISC FASTENERS SUPPLIES       |
|               |  |                  | 115521           | 10.19           | 12/01/2022  | 83144/3            | MISC SUPPLIES                 |
|               |  |                  | 115530           | 25.45           | 12/01/2022  | 83146/3            | CLEAR TAPE                    |
|               |  |                  | 115530           | 6.06            | 12/01/2022  | 83190/3            | MISC SUPPLIES                 |
|               | <b>ST CHARLES ACE LLC Total</b>          |                  |                  | <b>64.49</b>    |             |                    |                               |
| 139           | AFLAC                                    |                  |                  |                 |             |                    |                               |
|               |  |                  |                  | 19.80           | 12/02/2022  | ACAN221202090200FI | AFLAC Cancer Insurance        |
|               |  |                  |                  | 14.34           | 12/02/2022  | ACAN221202090200PI | AFLAC Cancer Insurance        |
|               |  |                  |                  | 32.73           | 12/02/2022  | ACAN221202090200PV | AFLAC Cancer Insurance        |
|               |  |                  |                  | 25.20           | 12/02/2022  | ADIS221202090200FD | AFLAC Disability and STD      |
|               |  |                  |                  | 62.20           | 12/02/2022  | ADIS221202090200PD | AFLAC Disability and STD      |
|               |  |                  |                  | 8.10            | 12/02/2022  | AHIC221202090200FD | AFLAC Hospital Intensive Care |
|               |  |                  |                  | 86.57           | 12/02/2022  | APAC221202090200FI | AFLAC Personal Accident       |
|               |  |                  |                  | 88.14           | 12/02/2022  | APAC221202090200PI | AFLAC Personal Accident       |
|               |  |                  |                  | 82.86           | 12/02/2022  | APAC221202090200PV | AFLAC Personal Accident       |
|               |  |                  |                  | 17.04           | 12/02/2022  | ASPE221202090200PV | AFLAC Specified Event (PRP)   |
|               |  |                  |                  | 22.06           | 12/02/2022  | AVOL221202090200PI | AFLAC Voluntary Indemnity     |
|               |  |                  |                  | 21.46           | 12/02/2022  | AVOL221202090200PV | AFLAC Voluntary Indemnity     |
|               | <b>AFLAC Total</b>                       |                  |                  | <b>480.50</b>   |             |                    |                               |
| 145           | AIR ONE EQUIPMENT INC                    |                  |                  |                 |             |                    |                               |
|               |  |                  |                  | 2,727.00        | 12/01/2022  | 187519             | RESCUE EQUIPMENT REQ 22-1     |
|               |  |                  | 117185           | 2,825.00        | 12/01/2022  | 187035             | CANISTER                      |
|               | <b>AIR ONE EQUIPMENT INC Total</b>       |                  |                  | <b>5,552.00</b> |             |                    |                               |
| 149           | ALARM DETECTION SYSTEMS INC              |                  |                  |                 |             |                    |                               |
|               |  |                  |                  | 216.75          | 12/01/2022  | 136229-1063        | QUARTERLY DEC-FEB             |
|               | <b>ALARM DETECTION SYSTEMS INC Total</b> |                  |                  | <b>216.75</b>   |             |                    |                               |
| 159           | ALFRED BENESCH AND COMPANY               |                  |                  |                 |             |                    |                               |
|               |  |                  | 115662           | 1,588.88        | 12/01/2022  | 229383             | BRIDGE INSPECTION 2022        |

| <u>VENDOR</u> | <u>VENDOR NAME</u>                  | <u>PO NUMBER</u> | <u>AMOUNT</u>    | <u>DATE</u> | <u>INVOICE</u> | <u>DESCRIPTION</u>        |
|---------------|-------------------------------------|------------------|------------------|-------------|----------------|---------------------------|
|               | STAT PROC                           |                  |                  |             |                |                           |
|               | ALFRED BENESCH AND COMPANY Total    |                  | <u>1,588.88</u>  |             |                |                           |
| 185           | AL WARREN OIL CO INC                |                  |                  |             |                |                           |
|               |                                     | 116922           | 1,650.00         | 12/01/2022  | W1516068       | CLARION FOOD MACHINE      |
|               |                                     | 117413           | 30,171.40        | 12/01/2022  | W1520055       | INVENTORY ITEMS           |
|               | AL WARREN OIL CO INC Total          |                  | <u>31,821.40</u> |             |                |                           |
| 221           | ANDERSON PEST CONTROL               |                  |                  |             |                |                           |
|               |                                     |                  | 681.40           | 12/01/2022  | 29084192       | NOVEMBER BILLING          |
|               | ANDERSON PEST CONTROL Total         |                  | <u>681.40</u>    |             |                |                           |
| 250           | ARCHON CONSTRUCTION CO              |                  |                  |             |                |                           |
|               |                                     | 111984           | 134.40           | 12/01/2022  | 22206F         | RESTORE W/TOPSOIL,SEED&M  |
|               |                                     | 111984           | 352.80           | 12/01/2022  | 22270F         | RESTORE W/TOPSOIL,SEED&M  |
|               |                                     | 111984           | 4,395.00         | 12/01/2022  | 22871F         | DIRECTIONAL BORE INSTALL  |
|               | ARCHON CONSTRUCTION CO Total        |                  | <u>4,882.20</u>  |             |                |                           |
| 279           | ATLAS CORP & NOTARY SUPPLY CO       |                  |                  |             |                |                           |
|               |                                     |                  | 44.00            | 12/01/2022  | 111822         | JASON WESSENDORF RENEW/   |
|               | ATLAS CORP & NOTARY SUPPLY CO Total |                  | <u>44.00</u>     |             |                |                           |
| 284           | AT&T                                |                  |                  |             |                |                           |
|               |                                     |                  | 78.53            | 12/01/2022  | 110822         | ACCT # 109916878          |
|               | AT&T Total                          |                  | <u>78.53</u>     |             |                |                           |
| 285           | AT&T                                |                  |                  |             |                |                           |
|               |                                     |                  | 1,308.08         | 12/01/2022  | 6543653702     | ACCT # 831-001-0978 608   |
|               | AT&T Total                          |                  | <u>1,308.08</u>  |             |                |                           |
| 298           | AWARD CONCEPTS INC                  |                  |                  |             |                |                           |
|               |                                     | 115587           | 131.49           | 12/01/2022  | I0656112       | AWARDS KRISTI DOBBS       |
|               |                                     | 115587           | 153.45           | 12/01/2022  | I0657557       | AWARDS JUSTIN SODERQUIST  |
|               |                                     | 115587           | 93.19            | 12/01/2022  | I0657558       | AWARDS JASON ROWE         |
|               | AWARD CONCEPTS INC Total            |                  | <u>378.13</u>    |             |                |                           |
| 307           | BADGER EVERGREEN FARMS INC          |                  |                  |             |                |                           |
|               |                                     | 116528           | 3,055.82         | 12/01/2022  | 0000220020B    | BALSAM FRASER TREES       |
|               | BADGER EVERGREEN FARMS INC Total    |                  | <u>3,055.82</u>  |             |                |                           |
| 323           | POWER UP BATTERIES LLC              |                  |                  |             |                |                           |
|               |                                     | 115571           | 114.30           | 12/01/2022  | P57208077      | FLO 4FTLES RECYCLE SR/LMP |

| <u>VENDOR</u> | <u>VENDOR NAME</u>           | <u>PO NUMBER</u> | <u>AMOUNT</u>   | <u>DATE</u> | <u>INVOICE</u>    | <u>DESCRIPTION</u>             |
|---------------|------------------------------|------------------|-----------------|-------------|-------------------|--------------------------------|
|               | STAT PROC                    |                  |                 |             |                   |                                |
|               | POWER UP BATTERIES LLC Total |                  | <u>114.30</u>   |             |                   |                                |
| 325           | BAXTER AND WOODMAN INC       |                  |                 |             |                   |                                |
|               |                              | 117063           | 576.25          | 12/01/2022  | 0239627           | TIGER DRYLAC PERMIT            |
|               |                              | 115148           | 401.25          | 12/01/2022  | 0240621           | DISSOLVED SOLIDS LOCAL LIM     |
|               |                              | 117063           | 175.00          | 12/01/2022  | 0240650           | TIGER DRYLAC PERMIT ASSIST     |
|               |                              | 117210           | 1,752.50        | 12/01/2022  | 0240654           | PRETREATMENT AOC ASSIST        |
|               | BAXTER AND WOODMAN INC Total |                  | <u>2,905.00</u> |             |                   |                                |
| 372           | BLUFF CITY MATERIALS         |                  |                 |             |                   |                                |
|               |                              | 116029           | 1,360.00        | 12/01/2022  | 436039            | MIXED LOADS                    |
|               |                              | 116029           | 884.00          | 12/01/2022  | 436300            | MIXED LOADS                    |
|               | BLUFF CITY MATERIALS Total   |                  | <u>2,244.00</u> |             |                   |                                |
| 378           | BONNELL INDUSTRIES INC       |                  |                 |             |                   |                                |
|               |                              | 116511           | 7,419.65        | 12/01/2022  | 0206825-IN        | MISC SUPPLIES                  |
|               | BONNELL INDUSTRIES INC Total |                  | <u>7,419.65</u> |             |                   |                                |
| 382           | BOUND TREE MEDICAL LLC       |                  |                 |             |                   |                                |
|               |                              | 117313           | 292.79          | 12/01/2022  | 84753602          | MISC SUPPLIES                  |
|               |                              | 117313           | 18.18           | 12/01/2022  | 84756976          | CURAPLEX KIT SEALED            |
|               |                              | 117318           | 1,124.00        | 12/01/2022  | 84758293          | INVENTORY ITEMS                |
|               |                              | 117330           | 230.80          | 12/01/2022  | 84764465          | SLING BAG BLUE                 |
|               |                              | 117423           | 630.00          | 12/01/2022  | 84766084          | INVENTORY ITEMS                |
|               | BOUND TREE MEDICAL LLC Total |                  | <u>2,295.77</u> |             |                   |                                |
| 518           | CLERK OF THE 18TH            |                  |                 |             |                   |                                |
|               |                              |                  | 580.00          | 12/01/2022  | 111622            | BAIL BOND CASE 12TR138862      |
|               |                              |                  | 580.00          | 12/01/2022  | 111622A           | BAIL BOND CASE 14TR47824       |
|               |                              |                  | 575.00          | 12/01/2022  | 112822            | BAIL BOND JACINTO ROBLEDO      |
|               | CLERK OF THE 18TH Total      |                  | <u>1,735.00</u> |             |                   |                                |
| 555           | COMED                        |                  |                 |             |                   |                                |
|               |                              |                  | 241.18          | 12/01/2022  | 7612664040/112222 | MONTHLY BILLING 10/24/22-11/22 |
|               | COMED Total                  |                  | <u>241.18</u>   |             |                   |                                |
| 563           | CDW LLC                      |                  |                 |             |                   |                                |
|               |                              | 117285           | 25.50           | 12/01/2022  | DW47347           | ARUBA AP-MNT-B                 |
|               |                              | 117342           | 13,590.00       | 12/01/2022  | FB32687           | FORTINET CUSTOM COTERM         |

| <u>VENDOR</u> | <u>VENDOR NAME</u>                  | <u>STAT PROC</u> | <u>PO NUMBER</u> | <u>AMOUNT</u>    | <u>DATE</u> | <u>INVOICE</u> | <u>DESCRIPTION</u>         |
|---------------|-------------------------------------|------------------|------------------|------------------|-------------|----------------|----------------------------|
|               | CDW LLC Total                       |                  |                  | <b>13,615.50</b> |             |                |                            |
| 564           | COMCAST OF CHICAGO INC              |                  |                  | 10.53            | 12/01/2022  | 111622FD       | ACCT: 8771-20-044-0113831  |
|               | COMCAST OF CHICAGO INC Total        |                  |                  | <b>10.53</b>     |             |                |                            |
| 579           | COMMUNICATIONS DIRECT INC           |                  | 115929           | 1,167.80         | 12/01/2022  | SR126337       | F150 TRUCK                 |
|               | COMMUNICATIONS DIRECT INC Total     |                  |                  | <b>1,167.80</b>  |             |                |                            |
| 625           | ROB CASTILLO                        |                  | 117168           | 910.00           | 12/01/2022  | 120122         | TRAINING DRUGS AND ALCOHOL |
|               | ROB CASTILLO Total                  |                  |                  | <b>910.00</b>    |             |                |                            |
| 691           | DEVELOPMENTAL SERVICES CENTER       |                  | 117229           | 1,895.43         | 12/01/2022  | 129530         | STD PTI, CTR MASS,RANGE    |
|               | DEVELOPMENTAL SERVICES CENTER Total |                  |                  | <b>1,895.43</b>  |             |                |                            |
| 710           | DISCOUNT TIRE AND SERVICE INC       |                  | 117287           | 425.00           | 12/01/2022  | 190780         | INVENTORY ITEMS            |
|               | DISCOUNT TIRE AND SERVICE INC Total |                  |                  | <b>425.00</b>    |             |                |                            |
| 767           | EAGLE ENGRAVING INC                 |                  | 115534           | 70.90            | 12/01/2022  | 2022-7216      | UNIFORM-ID TAG             |
|               |                                     |                  | 115534           | 15.90            | 12/01/2022  | 2022-7224      | UNIFORM ENGRAVED ONE LINE  |
|               | EAGLE ENGRAVING INC Total           |                  |                  | <b>86.80</b>     |             |                |                            |
| 768           | EAST JORDAN IRON WORKS INC          |                  | 116031           | 3,954.36         | 12/01/2022  | 110220084583   | INVENTORY ITEMS            |
|               |                                     |                  | 117327           | 1,025.95         | 12/01/2022  | 110220087245   | INVENTORY ITEMS            |
|               | EAST JORDAN IRON WORKS INC Total    |                  |                  | <b>4,980.31</b>  |             |                |                            |
| 789           | ANIXTER INC                         |                  | 115877           | 3,067.20         | 12/01/2022  | 5322392-01     | INVENTORY ITEMS            |
|               |                                     |                  | 117270           | 31,000.00        | 12/01/2022  | 5488505-00     | INVENTORY ITEMS            |
|               | ANIXTER INC Total                   |                  |                  | <b>34,067.20</b> |             |                |                            |
| 815           | ENGINEERING ENTERPRISES INC         |                  | 116450           | 62,191.50        | 12/01/2022  | 75625          | SR2108 NORTHERN BASIN&SUI  |
|               | ENGINEERING ENTERPRISES INC Total   |                  |                  | <b>62,191.50</b> |             |                |                            |

| <u>VENDOR</u> | <u>VENDOR NAME</u>                   | <u>PO NUMBER</u> | <u>AMOUNT</u>    | <u>DATE</u> | <u>INVOICE</u>     | <u>DESCRIPTION</u>         |
|---------------|--------------------------------------|------------------|------------------|-------------|--------------------|----------------------------|
|               | STAT PROC                            |                  |                  |             |                    |                            |
| 826           | BORDER STATES INDUSTRIES INC         | 117307           | 551.83           | 12/01/2022  | 925263388          | SUP GRIP SGLEYE            |
|               | BORDER STATES INDUSTRIES INC Total   |                  | <u>551.83</u>    |             |                    |                            |
| 859           | FEECE OIL CO                         | 117361           | 22,443.20        | 12/01/2022  | 3935054            | FUEL                       |
|               | FEECE OIL CO Total                   |                  | <u>22,443.20</u> |             |                    |                            |
| 870           | FIRE PENSION FUND                    |                  | 683.43           | 12/02/2022  | FP1%221202090200FC | Fire Pension 1% Fee        |
|               |                                      |                  | 8,000.46         | 12/02/2022  | FRP2221202090200FC | Fire Pension Tier 2        |
|               |                                      |                  | 14,463.12        | 12/02/2022  | FRPN221202090200FC | Fire Pension               |
|               | FIRE PENSION FUND Total              |                  | <u>23,147.01</u> |             |                    |                            |
| 894           | FLOLO CORPORATION                    | 117352           | 130.26           | 12/01/2022  | 455906             | SLEEVE                     |
|               | FLOLO CORPORATION Total              |                  | <u>130.26</u>    |             |                    |                            |
| 905           | FORCE AMERICA DISTRIBUTING LLC       | 117299           | 600.00           | 12/01/2022  | 200-1039633        | FIELD SERVICE INSTALLATION |
|               |                                      | 117299           | 428.17           | 12/01/2022  | 200-1039640        | PRECISE HYDAC PSI SWITCH   |
|               | FORCE AMERICA DISTRIBUTING LLC Total |                  | <u>1,028.17</u>  |             |                    |                            |
| 916           | FOX VALLEY FIRE & SAFETY CO          |                  | 114.00           | 12/01/2022  | IN00546498         | QUARTERLY FIRE ALARM-SEPT  |
|               |                                      |                  | 114.00           | 12/01/2022  | IN00546499         | QUARTERLY FIRE ALARM-SEPT  |
|               |                                      |                  | 114.00           | 12/01/2022  | IN00546500         | QUARTERLY FIRE ALARM-SEPT  |
|               |                                      |                  | 114.00           | 12/01/2022  | IN00546501         | QUARTERLY FIRE ALARM-SEPT  |
|               |                                      |                  | 114.00           | 12/01/2022  | IN00546770         | QUARTERLY FIRE ALARM-SEPT  |
|               |                                      |                  | 114.00           | 12/01/2022  | IN00546776         | QUARTERLY FIRE ALARM-SEPT  |
|               |                                      |                  | 114.00           | 12/01/2022  | IN00546777         | QUARTERLY FIRE ALARM-SEPT  |
|               |                                      |                  | 114.00           | 12/01/2022  | IN00546778         | QUARTERLY FIRE ALARM-SEPT  |
|               |                                      |                  | 114.00           | 12/01/2022  | IN00546779         | QUARTERLY FIRE ALARM-SEPT  |
|               |                                      |                  | 114.00           | 12/01/2022  | IN00546780         | QUARTERLY FIRE ALARM-SEPT  |
|               |                                      |                  | 114.00           | 12/01/2022  | IN00552776         | QUARTERLY ALARM MONITORI   |
|               |                                      |                  | 114.00           | 12/01/2022  | IN00552777         | QUARTERLY ALARM MONITORI   |
|               |                                      |                  | 114.00           | 12/01/2022  | IN00552778         | QUARTERLY ALARM MONITORI   |
|               |                                      |                  | 114.00           | 12/01/2022  | IN00552779         | QUARTERLY ALARM MONITORI   |
|               |                                      |                  | 114.00           | 12/01/2022  | IN00552780         | QUARTERLY ALARM MONITORI   |
|               |                                      | 117316           | 570.00           | 12/01/2022  | IN00561022         | ANNUAL STANDPIPE TEST      |

| <u>VENDOR</u> | <u>VENDOR NAME</u>                  | <u>PO NUMBER</u> | <u>AMOUNT</u>     | <u>DATE</u> | <u>INVOICE</u>     | <u>DESCRIPTION</u>         |
|---------------|-------------------------------------|------------------|-------------------|-------------|--------------------|----------------------------|
|               | STAT PROC                           |                  |                   |             |                    |                            |
|               | FOX VALLEY FIRE & SAFETY CO Total   |                  | <u>2,280.00</u>   |             |                    |                            |
| 944           | GALLS LLC                           | 115958           | 234.96            | 12/01/2022  | 022636162          | MENS STRIKER BOOT          |
|               | GALLS LLC Total                     |                  | <u>234.96</u>     |             |                    |                            |
| 954           | GATE OPTIONS                        | 117372           | 1,071.86          | 12/01/2022  | 43559              | FENCE REPAIR POLICE STATIO |
|               | GATE OPTIONS Total                  |                  | <u>1,071.86</u>   |             |                    |                            |
| 961           | GENEVA CONSTRUCTION COMPANY         | 116468           | 7,694.25          | 12/01/2022  | 60322              | 306 W MAIN ALLEY           |
|               | GENEVA CONSTRUCTION COMPANY Total   |                  | <u>7,694.25</u>   |             |                    |                            |
| 1029          | HALL SIGNS INC                      | 116855           | 1,994.18          | 12/01/2022  | 42898              | SIGNS                      |
|               | HALL SIGNS INC Total                |                  | <u>1,994.18</u>   |             |                    |                            |
| 1068          | HERLIHY MID-CONTINENT COMPANY       | 116872           | 243,193.34        | 12/01/2022  | 0514-01            | BRIDGE REPAIRS             |
|               | HERLIHY MID-CONTINENT COMPANY Total |                  | <u>243,193.34</u> |             |                    |                            |
| 1083          | HITCHCOCK DESIGN INC                | 117163           | 775.00            | 12/01/2022  | 29145              | LANDSCAPE DESIGN SERVICE   |
|               | HITCHCOCK DESIGN INC Total          |                  | <u>775.00</u>     |             |                    |                            |
| 1133          | IBEW LOCAL 196                      |                  | 148.50            | 12/02/2022  | UNE 221202090200PV | Union Due - IBEW           |
|               |                                     |                  | 722.44            | 12/02/2022  | UNEW221202090200P  | Union Due - IBEW - percent |
|               | IBEW LOCAL 196 Total                |                  | <u>870.94</u>     |             |                    |                            |
| 1136          | ICMA RETIREMENT CORP                |                  | 93.45             | 12/02/2022  | C401221202090200CA | 401A Savings Plan Company  |
|               |                                     |                  | 227.25            | 12/02/2022  | C401221202090200CD | 401A Savings Plan Company  |
|               |                                     |                  | 591.95            | 12/02/2022  | C401221202090200FD | 401A Savings Plan Company  |
|               |                                     |                  | 522.00            | 12/02/2022  | C401221202090200FN | 401A Savings Plan Company  |
|               |                                     |                  | 283.22            | 12/02/2022  | C401221202090200HR | 401A Savings Plan Company  |
|               |                                     |                  | 562.02            | 12/02/2022  | C401221202090200IS | 401A Savings Plan Company  |
|               |                                     |                  | 784.25            | 12/02/2022  | C401221202090200PD | 401A Savings Plan Company  |
|               |                                     |                  | 1,067.03          | 12/02/2022  | C401221202090200PV | 401A Savings Plan Company  |

| <u>VENDOR</u>                     | <u>VENDOR NAME</u> | <u>STAT</u> | <u>PROC</u> | <u>PO NUMBER</u> | <u>AMOUNT</u>    | <u>DATE</u> | <u>INVOICE</u>     | <u>DESCRIPTION</u>           |
|-----------------------------------|--------------------|-------------|-------------|------------------|------------------|-------------|--------------------|------------------------------|
|                                   |                    |             |             |                  | 96.65            | 12/02/2022  | E401221202090200CA | 401A Savings Plan Employee   |
|                                   |                    |             |             |                  | 227.25           | 12/02/2022  | E401221202090200CD | 401A Savings Plan Employee   |
|                                   |                    |             |             |                  | 591.95           | 12/02/2022  | E401221202090200FD | 401A Savings Plan Employee   |
|                                   |                    |             |             |                  | 521.98           | 12/02/2022  | E401221202090200FN | 401A Savings Plan Employee   |
|                                   |                    |             |             |                  | 283.22           | 12/02/2022  | E401221202090200HR | 401A Savings Plan Employee   |
|                                   |                    |             |             |                  | 562.02           | 12/02/2022  | E401221202090200IS | 401A Savings Plan Employee   |
|                                   |                    |             |             |                  | 781.07           | 12/02/2022  | E401221202090200PD | 401A Savings Plan Employee   |
|                                   |                    |             |             |                  | 1,067.03         | 12/02/2022  | E401221202090200PV | 401A Savings Plan Employee   |
|                                   |                    |             |             |                  | 2,783.46         | 12/02/2022  | ICMA221202090200CC | ICMA Deductions - Dollar Amt |
|                                   |                    |             |             |                  | 2,378.77         | 12/02/2022  | ICMA221202090200FD | ICMA Deductions - Dollar Amt |
|                                   |                    |             |             |                  | 1,910.00         | 12/02/2022  | ICMA221202090200FN | ICMA Deductions - Dollar Amt |
|                                   |                    |             |             |                  | 1,208.46         | 12/02/2022  | ICMA221202090200HF | ICMA Deductions - Dollar Amt |
|                                   |                    |             |             |                  | 4,213.46         | 12/02/2022  | ICMA221202090200IS | ICMA Deductions - Dollar Amt |
|                                   |                    |             |             |                  | 9,640.88         | 12/02/2022  | ICMA221202090200PC | ICMA Deductions - Dollar Amt |
|                                   |                    |             |             |                  | 2,620.00         | 12/02/2022  | ICMA221202090200PV | ICMA Deductions - Dollar Amt |
|                                   |                    |             |             |                  | 148.96           | 12/02/2022  | ICMP221202090200CA | ICMA Deductions - Percent    |
|                                   |                    |             |             |                  | 135.79           | 12/02/2022  | ICMP221202090200CC | ICMA Deductions - Percent    |
|                                   |                    |             |             |                  | 5,319.76         | 12/02/2022  | ICMP221202090200FD | ICMA Deductions - Percent    |
|                                   |                    |             |             |                  | 235.75           | 12/02/2022  | ICMP221202090200FN | ICMA Deductions - Percent    |
|                                   |                    |             |             |                  | 70.02            | 12/02/2022  | ICMP221202090200HF | ICMA Deductions - Percent    |
|                                   |                    |             |             |                  | 281.71           | 12/02/2022  | ICMP221202090200IS | ICMA Deductions - Percent    |
|                                   |                    |             |             |                  | 2,997.38         | 12/02/2022  | ICMP221202090200PC | ICMA Deductions - Percent    |
|                                   |                    |             |             |                  | 1,014.42         | 12/02/2022  | ICMP221202090200PV | ICMA Deductions - Percent    |
|                                   |                    |             |             |                  | 180.00           | 12/02/2022  | ROTH221202090200CI | Roth IRA Deduction           |
|                                   |                    |             |             |                  | 25.00            | 12/02/2022  | ROTH221202090200FI | Roth IRA Deduction           |
|                                   |                    |             |             |                  | 110.00           | 12/02/2022  | ROTH221202090200FI | Roth IRA Deduction           |
|                                   |                    |             |             |                  | 269.23           | 12/02/2022  | ROTH221202090200HI | Roth IRA Deduction           |
|                                   |                    |             |             |                  | 1,540.00         | 12/02/2022  | ROTH221202090200PI | Roth IRA Deduction           |
|                                   |                    |             |             |                  | 275.00           | 12/02/2022  | ROTH221202090200PI | Roth IRA Deduction           |
|                                   |                    |             |             |                  | 459.00           | 12/02/2022  | RTHA221202090200FI | Roth 457 - Dollar Amount     |
|                                   |                    |             |             |                  | 250.00           | 12/02/2022  | RTHA221202090200IS | Roth 457 - Dollar Amount     |
|                                   |                    |             |             |                  | 805.00           | 12/02/2022  | RTHA221202090200PI | Roth 457 - Dollar Amount     |
|                                   |                    |             |             |                  | 110.00           | 12/02/2022  | RTHA221202090200PV | Roth 457 - Dollar Amount     |
|                                   |                    |             |             |                  | 1,150.84         | 12/02/2022  | RTHP221202090200FI | Roth 457 - Percent           |
|                                   |                    |             |             |                  | 499.13           | 12/02/2022  | RTHP221202090200IS | Roth 457 - Percent           |
|                                   |                    |             |             |                  | 103.83           | 12/02/2022  | RTHP221202090200PI | Roth 457 - Percent           |
|                                   |                    |             |             |                  | 51.36            | 12/02/2022  | RTHP221202090200PV | Roth 457 - Percent           |
| <b>ICMA RETIREMENT CORP Total</b> |                    |             |             |                  | <b>49,049.55</b> |             |                    |                              |

| <u>VENDOR</u> | <u>VENDOR NAME</u>                  | <u>STAT PROC</u> | <u>PO NUMBER</u> | <u>AMOUNT</u>     | <u>DATE</u> | <u>INVOICE</u> | <u>DESCRIPTION</u>         |
|---------------|-------------------------------------|------------------|------------------|-------------------|-------------|----------------|----------------------------|
| 1140          | IDEXX DISTRIBUTION INC              |                  | 117387           | 3,726.81          | 12/01/2022  | 3117995984     | GAMMA IRAD COLILERT/COMP/  |
|               | IDEXX DISTRIBUTION INC Total        |                  |                  | <b>3,726.81</b>   |             |                |                            |
| 1171          | ILLINOIS STATE POLICE               |                  |                  | 28.25             | 12/01/2022  | 111822         | COST CENTER 06328          |
|               | ILLINOIS STATE POLICE Total         |                  |                  | <b>28.25</b>      |             |                |                            |
| 1180          | ILLINOIS FIRE & POLICE              |                  | 117412           | 375.00            | 12/01/2022  | 02549          | RENEWAL MEMBERSHIP         |
|               | ILLINOIS FIRE & POLICE Total        |                  |                  | <b>375.00</b>     |             |                |                            |
| 1237          | INTERNATIONAL ASSOC OF CHIEFS       |                  |                  | 380.00            | 12/01/2022  | 0245797/8      | RENEWAL-IACP 2 MEMBERSHIP  |
|               | INTERNATIONAL ASSOC OF CHIEFS Total |                  |                  | <b>380.00</b>     |             |                |                            |
| 1240          | INTERSTATE BATTERY SYSTEM OF        |                  | 117362           | 521.80            | 12/01/2022  | 10093933       | INVENTORY ITEMS            |
|               | INTERSTATE BATTERY SYSTEM OF Total  |                  |                  | <b>521.80</b>     |             |                |                            |
| 1267          | IT SOLUTIONS GROUP INC              |                  | 115626           | 2,450.00          | 12/01/2022  | 6029           | DISASTER RECOVERY HOSTING  |
|               |                                     |                  | 117376           | 4,405.00          | 12/01/2022  | 6050           | POWER/TAPE DRIVE/SWMA FOR  |
|               | IT SOLUTIONS GROUP INC Total        |                  |                  | <b>6,855.00</b>   |             |                |                            |
| 1313          | KANE COUNTY RECORDERS OFFICE        |                  |                  | 1,040.00          | 12/01/2022  | 111822         | RECORDING 18 FENCE&2 COVER |
|               | KANE COUNTY RECORDERS OFFICE Total  |                  |                  | <b>1,040.00</b>   |             |                |                            |
| 1324          | KANE MCKENNA & ASSOCIATES           |                  | 114628           | 43.75             | 12/01/2022  | 19022          | PHEASANT RUN TIF           |
|               |                                     |                  | 114628           | 375.00            | 12/01/2022  | 19023          | PHEASANT RUN TIF           |
|               | KANE MCKENNA & ASSOCIATES Total     |                  |                  | <b>418.75</b>     |             |                |                            |
| 1395          | KRAMER TREE SPECIALISTS             |                  | 117483           | 167,235.50        | 12/06/2022  | 114953A        | MUNICIPAL LEAF REMOVAL     |
|               |                                     |                  | 117483           | 167,235.50        | 12/07/2022  | 115097         | LEAF REMOVAL 2022 PROGRAM  |
|               | KRAMER TREE SPECIALISTS Total       |                  |                  | <b>334,471.00</b> |             |                |                            |
| 1402          | DANIEL KUTTNER                      |                  | 116146           | 939.50            | 12/01/2022  | 112222         | TUITION REIMBURSEMENT      |



| <u>VENDOR</u> | <u>VENDOR NAME</u>                 | <u>STAT</u> | <u>PROC</u> | <u>PO NUMBER</u> | <u>AMOUNT</u>    | <u>DATE</u> | <u>INVOICE</u> | <u>DESCRIPTION</u>         |
|---------------|------------------------------------|-------------|-------------|------------------|------------------|-------------|----------------|----------------------------|
|               | DANIEL KUTTNER Total               |             |             |                  | <u>939.50</u>    |             |                |                            |
| 1403          | WEST VALLEY GRAPHICS & PRINT       |             |             | 117367           | 660.00           | 12/01/2022  | 5881           | INVENTORY ITEMS            |
|               | WEST VALLEY GRAPHICS & PRINT Total |             |             |                  | <u>660.00</u>    |             |                |                            |
| 1441          | LAYNE CHRISTENSEN COMPANY          |             |             | 115202           | 3,810.00         | 12/01/2022  | 2370464        | SPLIT CASE BOOSTER PUMP    |
|               |                                    |             |             | 115426           | 22,180.00        | 12/01/2022  | 2370465        | SPLITCASE BOOSTER STATION  |
|               | LAYNE CHRISTENSEN COMPANY Total    |             |             |                  | <u>25,990.00</u> |             |                |                            |
| 1463          | LINA                               |             |             | 115599           | 8,110.09         | 12/01/2022  | 113022         | INSURANCE PREMIUM NOVEMI   |
|               | LINA Total                         |             |             |                  | <u>8,110.09</u>  |             |                |                            |
| 1489          | LOWES                              |             |             | 117392           | 189.05           | 12/01/2022  | 901372/111522  | MISC SUPPLIES              |
|               |                                    |             |             | 115515           | 56.94            | 12/01/2022  | 901431/111622  | LIGHTED RED LINEN          |
|               |                                    |             |             | 115515           | 189.66           | 12/01/2022  | 901536/112222  | MISC FASTENER SUPPLIES     |
|               |                                    |             |             | 115515           | 12.08            | 12/01/2022  | 902224/110322  | MISC SUPPLIES              |
|               |                                    |             |             | 115718           | 367.59           | 12/01/2022  | 902312/110422  | MISC SUPPLIES              |
|               |                                    |             |             | 115515           | 44.33            | 12/01/2022  | 902313/110422  | MISC SUPPLIES              |
|               |                                    |             |             | 115515           | 34.17            | 12/01/2022  | 902364/112122  | MISC FASTENER SUPPLIES     |
|               |                                    |             |             | 115515           | 47.49            | 12/01/2022  | 902372/110422  | MISC PARTS                 |
|               |                                    |             |             | 115515           | 15.95            | 12/01/2022  | 902470/112222  | MISC SUPPLIES              |
|               |                                    |             |             | 115536           | 45.36            | 12/01/2022  | 902727/111522  | MISC FASTENER SUPPLIES     |
|               |                                    |             |             | 115515           | 20.39            | 12/01/2022  | 902874/110922  | MISC FASTENER SUPPLIES     |
|               |                                    |             |             | 115675           | 71.20            | 12/01/2022  | 902888/110922  | WOOD                       |
|               |                                    |             |             | 115536           | 318.28           | 12/01/2022  | 902903/111722  | FIRE DEPT SUPPLIES         |
|               |                                    |             |             | 115515           | 51.27            | 12/01/2022  | 902922/111722  | MISC FASTENERS SUPPLIES    |
|               |                                    |             |             | 115515           | 52.87            | 12/01/2022  | 903816/110722  | MISC FASTENER SUPPLIES     |
|               |                                    |             |             | 115515           | 759.84           | 12/01/2022  | 960471/110822  | LIGHTS FOR BUSINESS ALLIAN |
|               |                                    |             |             | 117304           | 98.01            | 12/01/2022  | 961343/110422  | INVENTORY ITEMS            |
|               |                                    |             |             | 117323           | 168.36           | 12/01/2022  | 961349/110722  | INVENTORY ITEMS            |
|               |                                    |             |             | 115515           | 17.37            | 12/01/2022  | 961367/111422  | MISC FASTENER SUPPLIES     |
|               |                                    |             |             | 115515           | 399.32           | 12/01/2022  | 961368/111422  | MISC FASTENER SUPPLIES     |
|               |                                    |             |             | 115515           | 73.38            | 12/01/2022  | 961381/112122  | MISC FASTENER SUPPLIES     |
|               | LOWES Total                        |             |             |                  | <u>3,032.91</u>  |             |                |                            |
| 1537          | MARTENSON TURF PRODUCTS INC        |             |             |                  |                  |             |                |                            |

| <u>VENDOR</u> | <u>VENDOR NAME</u>                        | <u>STAT</u> <u>PROC</u> | <u>PO NUMBER</u> | <u>AMOUNT</u>    | <u>DATE</u> | <u>INVOICE</u>     | <u>DESCRIPTION</u>          |
|---------------|---|-------------------------|------------------|------------------|-------------|--------------------|-----------------------------|
|               |   |                         | 117324           | 3,180.00         | 12/01/2022  | 88272              | QWIK SOD MIX                |
|               | <b>MARTENSON TURF PRODUCTS INC Total</b>  |                         |                  | <b>3,180.00</b>  |             |                    |                             |
| <b>1585</b>   | <b>MEADE INC</b>                          |                         | 115809           | 15,557.82        | 12/01/2022  | 701836             | OCTOBER 2022 STREETLIGHT I  |
|               | <b>MEADE INC Total</b>                    |                         |                  | <b>15,557.82</b> |             |                    |                             |
| <b>1598</b>   | <b>MENARDS INC</b>                        |                         | 115565           | 33.28            | 12/01/2022  | 95906              | PULL SAW BLADE & MAT        |
|               | <b>MENARDS INC Total</b>                  |                         |                  | <b>33.28</b>     |             |                    |                             |
| <b>1613</b>   | <b>METROPOLITAN ALLIANCE OF POL</b>       |                         |                  | 1,288.00         | 12/02/2022  | UNP 221202090200PD | Union Dues - IMAP           |
|               |   |                         |                  | 135.00           | 12/02/2022  | UNPS221202090200PI | Union Dues-Police Sergeants |
|               | <b>METROPOLITAN ALLIANCE OF POL Total</b> |                         |                  | <b>1,423.00</b>  |             |                    |                             |
| <b>1626</b>   | <b>MIDWEST AIR PRO</b>                    |                         | 117467           | 244.00           | 12/01/2022  | 14055              | SERVICE CALL 4/12/22        |
|               |   |                         | 117470           | 576.40           | 12/01/2022  | 14098              | SERVICE CALL 8/25/22        |
|               |   |                         | 116534           | 881.95           | 12/01/2022  | 14118              | STATION # 1 TAB CONNECTOR   |
|               |   |                         | 117471           | 171.50           | 12/01/2022  | 14132              | SERVICE CALL 11/7/22        |
|               | <b>MIDWEST AIR PRO Total</b>              |                         |                  | <b>1,873.85</b>  |             |                    |                             |
| <b>1637</b>   | <b>FLEETPRIDE INC</b>                     |                         | 117321           | 112.23           | 12/01/2022  | 103576858          | FILTER REPLACEMENT          |
|               |   |                         | 117329           | 203.97           | 12/01/2022  | 103589404          | HIGH AMP CRBRK              |
|               | <b>FLEETPRIDE INC Total</b>               |                         |                  | <b>316.20</b>    |             |                    |                             |
| <b>1651</b>   | <b>MNJ TECHNOLOGIES DIRECT INC</b>        |                         | 117363           | 605.33           | 12/01/2022  | 0003871269         | LASER TONER CARTRIDGES      |
|               | <b>MNJ TECHNOLOGIES DIRECT INC Total</b>  |                         |                  | <b>605.33</b>    |             |                    |                             |
| <b>1655</b>   | <b>MONROE TRUCK EQUIPMENT</b>             |                         | 117226           | 2,340.17         | 12/01/2022  | 19187              | DUMP BODY                   |
|               |   |                         | 117198           | 1,197.84         | 12/01/2022  | 19607              | INVENTORY ITEMS             |
|               | <b>MONROE TRUCK EQUIPMENT Total</b>       |                         |                  | <b>3,538.01</b>  |             |                    |                             |
| <b>1704</b>   | <b>NCPERS IL IMRF</b>                     |                         |                  | 16.00            | 12/02/2022  | NCP2221202090200C/ | NCPERS 2                    |
|               |   |                         |                  | 8.00             | 12/02/2022  | NCP2221202090200FM | NCPERS 2                    |

| <u>VENDOR</u> | <u>VENDOR NAME</u>                | <u>STAT PROC</u> | <u>PO NUMBER</u> | <u>AMOUNT</u>    | <u>DATE</u> | <u>INVOICE</u>       | <u>DESCRIPTION</u>         |
|---------------|-----------------------------------|------------------|------------------|------------------|-------------|----------------------|----------------------------|
|               |                                   |                  |                  | 8.00             | 12/02/2022  | NCP2221202090200PV   | NCPERS 2                   |
|               | NCPERS IL IMRF Total              |                  |                  | <b>32.00</b>     |             |                      |                            |
| 1705          | NEENAH FOUNDRY COMPANY CORP       |                  | 116743           | 4,123.86         | 12/01/2022  | 474642               | SOLID PLATEN LD            |
|               | NEENAH FOUNDRY COMPANY CORP Total |                  |                  | <b>4,123.86</b>  |             |                      |                            |
| 1745          | NICOR                             |                  |                  | 262.64           | 12/01/2022  | 0000 6 NOV 23 2022   | ACCT: 55-00-99-0000-6      |
|               |                                   |                  |                  | 3,608.36         | 12/01/2022  | 0929 6 NOV 23 2022   | ACCT: 17-18-43-0929-6      |
|               |                                   |                  |                  | 50.44            | 12/01/2022  | 1000 2 NOV 21 2022   | ACCT: 24-53-60-1000-2      |
|               |                                   |                  |                  | 376.38           | 12/01/2022  | 1000 2 NOV 23 2022   | ACCT: 53-14-51-1000-2      |
|               |                                   |                  |                  | 79.86            | 12/01/2022  | 1000 5 NOV 23 2022   | ACCT: 50-85-00-1000-5      |
|               |                                   |                  |                  | 265.47           | 12/01/2022  | 1000 9 NOV 23 2022   | ACCT: 35-14-51-1000-9      |
|               |                                   |                  |                  | 51.74            | 12/01/2022  | 1000 9 NS NOV 23 202 | ACCT: 65-84-51-1000-9      |
|               |                                   |                  |                  | 345.04           | 12/01/2022  | 1000 9 PD NOV 23 202 | ACCT: 62-11-51-1000-9      |
|               |                                   |                  |                  | 4,695.23         | 12/01/2022  | 8317 9 NOV 23 2022   | ACCT: 81-44-33-8317-9      |
|               |                                   |                  |                  | 440.82           | 12/01/2022  | 9226 2 NOV 23 2022   | ACCT: 84-32-13-9226-2      |
|               | NICOR Total                       |                  |                  | <b>10,175.98</b> |             |                      |                            |
| 1756          | NCL OF WISCONSIN INC              |                  | 117240           | 857.66           | 12/01/2022  | 478733               | AMMONIA ISE LOOSE MEMBRA   |
|               | NCL OF WISCONSIN INC Total        |                  |                  | <b>857.66</b>    |             |                      |                            |
| 1775          | RAY OHERRON CO INC                |                  |                  | 99.84            | 12/01/2022  | 2228844              | REPLACE ITEM INV # 2221266 |
|               |                                   |                  | 115697           | 406.60           | 12/01/2022  | 2231053              | UNIFORMS MATT PHILLIPS     |
|               |                                   |                  | 115697           | 59.95            | 12/01/2022  | 2231424              | POLICE UNIFORMS            |
|               | RAY OHERRON CO INC Total          |                  |                  | <b>566.39</b>    |             |                      |                            |
| 1783          | ON TIME EMBROIDERY INC            |                  |                  |                  |             |                      |                            |
|               |                                   |                  | 115537           | 299.00           | 12/01/2022  | 103451               | FIRE DEPT UNIFORMS CHMELA  |
|               |                                   |                  | 115537           | 89.00            | 12/01/2022  | 103765               | UNIFORMS NEUMAIER          |
|               |                                   |                  | 115537           | 104.00           | 12/01/2022  | 104071               | UNIFORMS FIRE CHRISTENSEN  |
|               |                                   |                  | 115537           | 110.00           | 12/01/2022  | 104341               | FIRE DEPT UNIFORMS GOSSEF  |
|               |                                   |                  | 115537           | 98.00            | 12/01/2022  | 105149               | FIRE DEPT UNIFORMS OVERLA  |
|               |                                   |                  | 115537           | 592.00           | 12/01/2022  | 105485               | UNIFORMS CAVALLIO          |
|               |                                   |                  | 115537           | 165.00           | 12/01/2022  | 105817               | UNIFORMS FIRE NEUMAIER     |
|               |                                   |                  | 115537           | 129.00           | 12/01/2022  | 105978               | UNIFORMS FIRE CHRISTENSEN  |

| <u>VENDOR</u> | <u>VENDOR NAME</u>                | <u>PO NUMBER</u> | <u>AMOUNT</u>    | <u>DATE</u> | <u>INVOICE</u>     | <u>DESCRIPTION</u>            |
|---------------|-----------------------------------|------------------|------------------|-------------|--------------------|-------------------------------|
|               | STAT PROC                         |                  |                  |             |                    |                               |
|               | ON TIME EMBROIDERY INC Total      |                  | <u>1,586.00</u>  |             |                    |                               |
| 1797          | PACE SUBURBAN BUS                 | 116310           | 2,744.07         | 12/01/2022  | 613116             | SEPTEMBER RIDE IN KANE        |
|               | PACE SUBURBAN BUS Total           |                  | <u>2,744.07</u>  |             |                    |                               |
| 1861          | POLICE PENSION FUND               |                  | 13,643.67        | 12/02/2022  | PLP2221202090200PC | Police Pension Tier 2         |
|               |                                   |                  | 12,298.81        | 12/02/2022  | PLPN221202090200PC | Police Pension                |
|               |                                   |                  | 782.90           | 12/02/2022  | PLPR221202090200PC | Police Pens Service Buyback   |
|               |                                   |                  | 872.26           | 12/02/2022  | POLP221202090200PC | Police Pension - non deferred |
|               | POLICE PENSION FUND Total         |                  | <u>27,597.64</u> |             |                    |                               |
| 1898          | PRIORITY PRODUCTS INC             |                  |                  |             |                    |                               |
|               |                                   | 115547           | 213.48           | 12/01/2022  | 982469             | MISC FASTENER SUPPLIES        |
|               |                                   | 115547           | 34.71            | 12/01/2022  | 982542             | MACH HOIST EYEBOLT-THREA      |
|               |                                   | 115547           | 585.47           | 12/01/2022  | 982701             | MISC FASTENER SUPPLIES        |
|               |                                   | 115547           | 16.07            | 12/01/2022  | 982754             | HEAD CAP SCREW                |
|               |                                   | 117380           | 250.21           | 12/01/2022  | 982762             | MISC SUPPLIES                 |
|               |                                   | 115547           | 64.45            | 12/01/2022  | 982807             | MISC SUPPLIES                 |
|               |                                   | 115547           | 744.76           | 12/01/2022  | 982937             | MISC PARTS                    |
|               | PRIORITY PRODUCTS INC Total       |                  | <u>1,909.15</u>  |             |                    |                               |
| 1946          | RANDALL PRESSURE SYSTEMS          |                  |                  |             |                    |                               |
|               |                                   | 115551           | 271.24           | 12/01/2022  | I-50344-0          | MISC SUPPLIES                 |
|               |                                   | 115551           | 15.55            | 12/01/2022  | I-50523-0          | MISC PARTS                    |
|               | RANDALL PRESSURE SYSTEMS Total    |                  | <u>286.79</u>    |             |                    |                               |
| 1998          | RURAL ELECTRIC SUPPLY CO OP       |                  |                  |             |                    |                               |
|               |                                   | 117364           | 479.76           | 12/01/2022  | 879556-00          | CONNECTOR AUTO SPLICE         |
|               | RURAL ELECTRIC SUPPLY CO OP Total |                  | <u>479.76</u>    |             |                    |                               |
| 2032          | POMPS TIRE SERVICE INC            |                  |                  |             |                    |                               |
|               |                                   | 117427           | 1,106.97         | 12/01/2022  | 640103226          | SERVICE CALL                  |
|               |                                   | 117347           | 3,291.41         | 12/01/2022  | 640103494          | INVENTORY ITEMS               |
|               |                                   | 117345           | 1,573.56         | 12/01/2022  | 640103561          | INVENTORY ITEMS               |
|               |                                   | 117351           | 1,008.22         | 12/01/2022  | 640103562          | INVENTORY ITEMS               |
|               |                                   | 117433           | 1,849.24         | 12/01/2022  | 640103759          | INVENTORY ITEMS               |
|               |                                   | 115773           | 28.00            | 12/01/2022  | 640103867          | SCRAP DISPOSAL FEE            |

| <u>VENDOR</u> | <u>VENDOR NAME</u>                   | <u>PO NUMBER</u> | <u>AMOUNT</u>    | <u>DATE</u> | <u>INVOICE</u> | <u>DESCRIPTION</u>        |
|---------------|--------------------------------------|------------------|------------------|-------------|----------------|---------------------------|
|               | STAT PROC                            |                  |                  |             |                |                           |
|               | POMPS TIRE SERVICE INC Total         |                  | <u>8,857.40</u>  |             |                |                           |
| 2111          | SECRETARY OF STATE POLICE            |                  | 302.00           | 12/01/2022  | 112222         | CONFIDENTIAL PLATE RENEW/ |
|               | SECRETARY OF STATE POLICE Total      |                  | <u>302.00</u>    |             |                |                           |
| 2137          | SHERWIN WILLIAMS                     | 115569           | 266.95           | 12/01/2022  | 2256-0         | PAINT SUPPLIES            |
|               | SHERWIN WILLIAMS Total               |                  | <u>266.95</u>    |             |                |                           |
| 2157          | SISLERS ICE INC                      |                  | 92.50            | 12/01/2022  | 203004088      | ICE DELIVERY              |
|               |                                      |                  | 73.75            | 12/01/2022  | 203004371      | ICE DELIVERY              |
|               |                                      |                  | 92.50            | 12/01/2022  | 203005090      | ICE DELIVERY              |
|               |                                      |                  | 98.75            | 12/01/2022  | 204003665      | 7 LB ICE DELIVERED        |
|               | SISLERS ICE INC Total                |                  | <u>357.50</u>    |             |                |                           |
| 2163          | SKYLINE TREE SERVICE &               | 117156           | 17,997.00        | 12/01/2022  | 9023           | HOLIDAY LIGHTING          |
|               |                                      | 117156           | -17,997.00       | 12/01/2022  | 9023           | HOLIDAY LIGHTING          |
|               |                                      | 117156           | 22,496.25        | 12/01/2022  | 9035           | HOLIDAY LIGHTING SET UP   |
|               | SKYLINE TREE SERVICE & Total         |                  | <u>22,496.25</u> |             |                |                           |
| 2169          | CLARK BAIRD SMITH LLP                |                  | 525.00           | 12/01/2022  | 16178          | FEES&DISBURSEMENT-LABOR   |
|               | CLARK BAIRD SMITH LLP Total          |                  | <u>525.00</u>    |             |                |                           |
| 2214          | ST CHARLES CHAMBER OF COMMERCE       | 117477           | 25.00            | 12/01/2022  | 176307146      | ADVERTISEMENT-CHRISTMAS   |
|               | ST CHARLES CHAMBER OF COMMERCE Total |                  | <u>25.00</u>     |             |                |                           |
| 2235          | STEINER ELECTRIC COMPANY             | 115557           | 4,238.89         | 12/01/2022  | S007137724.001 | VALMONT 30' MH ALLTPL DBL |
|               | STEINER ELECTRIC COMPANY Total       |                  | <u>4,238.89</u>  |             |                |                           |
| 2238          | STEPHEN A LASER ASSOCIATES           |                  | 1,100.00         | 12/01/2022  | 2007569        | FIREFIGHTER ASSESSMENT    |
|               | STEPHEN A LASER ASSOCIATES Total     |                  | <u>1,100.00</u>  |             |                |                           |
| 2248          | STORINO RAMELLO & DURKIN             |                  | 1,250.00         | 12/01/2022  | 87046          | MONTHLY RETAINER OCTOBEF  |

| <u>VENDOR</u> | <u>VENDOR NAME</u>                          | <u>STAT PROC</u> | <u>PO NUMBER</u> | <u>AMOUNT</u>    | <u>DATE</u> | <u>INVOICE</u>     | <u>DESCRIPTION</u>        |
|---------------|---|------------------|------------------|------------------|-------------|--------------------|---------------------------|
|               |   |                  |                  | 451.90           | 12/01/2022  | 87048              | HOTEL BAKER TIF #1        |
|               |   |                  |                  | 508.05           | 12/01/2022  | 87049              | ST CHARLES MALL TIF #3    |
|               |   |                  |                  | 506.25           | 12/01/2022  | 87051              | ST CHARLES MANUFACTURING  |
|               |   |                  |                  | 543.25           | 12/01/2022  | 87052              | FIRST STREET TIF #4       |
|               |   |                  |                  | 451.30           | 12/01/2022  | 87053              | LEXINGTON TIF # 6         |
|               |   |                  |                  | 168.75           | 12/01/2022  | 87054              | PUBLIC WORKS OCTOBER      |
|               |   |                  |                  | 452.00           | 12/01/2022  | 87055              | CENTRAL DOWNTOWN TIF #7   |
|               |   |                  |                  | 742.50           | 12/01/2022  | 87057              | COMM DEV/ECON LEGAL OCTC  |
|               |   |                  |                  | 168.75           | 12/01/2022  | 87058              | FINANCE LEGAL OCTOBER     |
|               |   |                  |                  | 281.25           | 12/01/2022  | 87059              | POLICE DEPT OCTOBER       |
|               |   |                  |                  | 405.00           | 12/01/2022  | 87060              | IYC LEGAL BILLING OCTOBER |
|               |   |                  |                  | 5,628.10         | 12/01/2022  | 87061              | GRECO PHEASANT RUN OCTO   |
|               |   |                  |                  | 956.25           | 12/01/2022  | 87062              | POLICE STATION DEVELOPME  |
|               |   |                  |                  | 1,555.05         | 12/01/2022  | 87063              | PHEASANT RUN FIRE OCTOBE  |
|               |   |                  |                  | 675.00           | 12/01/2022  | 87065              | GENERAL LEGAL OCTOBER     |
|               |   |                  |                  | 2,958.75         | 12/01/2022  | 87066              | LIQUOR LEGAL OCTOBER      |
|               |   |                  |                  | 568.75           | 12/01/2022  | 87067              | ADMIN ADJUDICATION OCTOBE |
|               | <b>STORINO RAMELLO &amp; DURKIN Total</b>   |                  |                  | <b>18,270.90</b> |             |                    |                           |
| <b>2250</b>   | <b>STREICHERS</b>                           |                  |                  |                  |             |                    |                           |
|               |   |                  | 116040           | 2,320.00         | 12/01/2022  | 11600230           | RIFLE PLATE X-CAL         |
|               | <b>STREICHERS Total</b>                     |                  |                  | <b>2,320.00</b>  |             |                    |                           |
| <b>2263</b>   | <b>PETER SUHR</b>                           |                  |                  |                  |             |                    |                           |
|               |   |                  |                  | 60.00            | 12/01/2022  | 112922             | RENEWAL DEPT OF FINANCIAL |
|               | <b>PETER SUHR Total</b>                     |                  |                  | <b>60.00</b>     |             |                    |                           |
| <b>2273</b>   | <b>SUPERIOR ASPHALT MATERIALS LLC</b>       |                  |                  |                  |             |                    |                           |
|               |   |                  | 104              | 829.38           | 12/01/2022  | 20221886           | N50 SURFACE               |
|               |   |                  | 104              | 2,241.07         | 12/01/2022  | 20221896           | N50 SURFACE & BINDER      |
|               |   |                  | 104              | 354.38           | 12/01/2022  | 20221908           | N50 SURFACE               |
|               |   |                  | 104              | 1,019.91         | 12/01/2022  | 20221949           | N50 SURFACE               |
|               |   |                  | 104              | 843.75           | 12/01/2022  | 20221977           | N50 SURFACE               |
|               | <b>SUPERIOR ASPHALT MATERIALS LLC Total</b> |                  |                  | <b>5,288.49</b>  |             |                    |                           |
| <b>2301</b>   | <b>GENERAL CHAUFFERS SALES DRIVER</b>       |                  |                  |                  |             |                    |                           |
|               |   |                  |                  | 174.00           | 12/02/2022  | UNT 221202090200CD | Union Dues - Teamsters    |
|               |   |                  |                  | 2,277.00         | 12/02/2022  | UNT 221202090200PV | Union Dues - Teamsters    |
|               | <b>GENERAL CHAUFFERS SALES DRIVER Total</b> |                  |                  | <b>2,451.00</b>  |             |                    |                           |

| <u>VENDOR</u> | <u>VENDOR NAME</u>                            | <u>STAT PROC</u> | <u>PO NUMBER</u> | <u>AMOUNT</u>    | <u>DATE</u> | <u>INVOICE</u>  | <u>DESCRIPTION</u>        |
|---------------|---|------------------|------------------|------------------|-------------|-----------------|---------------------------|
| 2306          | RILEIGHS OUTDOOR LLC                          |                  | 117154           | 25,371.00        | 12/01/2022  | INV5411         | INSTALL&TAKEDOWN MINILIGH |
|               | <b>RILEIGHS OUTDOOR LLC Total</b>             |                  |                  | <b>25,371.00</b> |             |                 |                           |
| 2314          | 3M VHS0733                                    |                  | 117207           | 395.28           | 12/01/2022  | 9419990459      | CLEAR TRANSFER TAPE       |
|               | <b>3M VHS0733 Total</b>                       |                  |                  | <b>395.28</b>    |             |                 |                           |
| 2316          | APC STORE                                     |                  | 115546           | 109.31           | 12/01/2022  | 478-569565      | HITCH BALL & MOUNT        |
|               |   |                  | 117320           | 36.43            | 12/01/2022  | 478-569638      | INVENTORY ITEMS           |
|               |   |                  | 115546           | 61.92            | 12/01/2022  | 478-569715      | MISC SUPPLIES             |
|               | <b>APC STORE Total</b>                        |                  |                  | <b>207.66</b>    |             |                 |                           |
| 2343          | TAPCO   |                  | 117373           | 872.19           | 12/01/2022  | I741094         | SNAP AND SAFE ANCHOR      |
|               | <b>TAPCO Total</b>                            |                  |                  | <b>872.19</b>    |             |                 |                           |
| 2345          | TRAFFIC CONTROL & PROTECTION                  |                  | 117325           | 1,662.50         | 12/01/2022  | 113257          | INVENTORY ITEMS           |
|               | <b>TRAFFIC CONTROL &amp; PROTECTION Total</b> |                  |                  | <b>1,662.50</b>  |             |                 |                           |
| 2363          | TROTTER & ASSOCIATES INC                      |                  | 109848           | 26,082.00        | 12/01/2022  | 20804           | RIVERSIDE PUMP STATION    |
|               |   |                  | 115886           | 1,017.00         | 12/01/2022  | 20806           | SOP MANUAL WEST SIDE WRF  |
|               |   |                  | 117004           | 16,916.75        | 12/01/2022  | 20834           | CONSTRUCTION PHASE        |
|               |   |                  | 115731           | 836.50           | 12/01/2022  | 20835           | WELL 11 IMPROVEMENT STUD  |
|               | <b>TROTTER &amp; ASSOCIATES INC Total</b>     |                  |                  | <b>44,852.25</b> |             |                 |                           |
| 2367          | TSA ENTERPRISES INC                           |                  | 116983           | 3,200.00         | 12/01/2022  | 01-97485        | FALL REMOVAL & STORAGE    |
|               | <b>TSA ENTERPRISES INC Total</b>              |                  |                  | <b>3,200.00</b>  |             |                 |                           |
| 2373          | TYLER MEDICAL SERVICES                        |                  | 117461           | 500.00           | 12/01/2022  | 440895          | RANDOM MANAGEMENT FEE     |
|               |   |                  | 117461           | 650.00           | 12/01/2022  | 440996          | ON SITE SERVICES          |
|               | <b>TYLER MEDICAL SERVICES Total</b>           |                  |                  | <b>1,150.00</b>  |             |                 |                           |
| 2383          | UNITED STATES POSTAL SERVICE                  |                  |                  | 4,000.00         | 12/01/2022  | 06116619/111822 | POSTAGE REIMBURSEMENT     |

| <u>VENDOR</u> | <u>VENDOR NAME</u>                   | <u>PO NUMBER</u> | <u>AMOUNT</u>     | <u>DATE</u> | <u>INVOICE</u> | <u>DESCRIPTION</u>         |
|---------------|--------------------------------------|------------------|-------------------|-------------|----------------|----------------------------|
|               | STAT PROC                            |                  |                   |             |                |                            |
|               | UNITED STATES POSTAL SERVICE Total   |                  | <u>4,000.00</u>   |             |                |                            |
| 2401          | UUSCO OF ILLINOIS INC                | 116117           | 142,090.00        | 12/01/2022  | 3038767        | PADMOUNT TRANSFORMER       |
|               | UUSCO OF ILLINOIS INC Total          |                  | <u>142,090.00</u> |             |                |                            |
| 2404          | HD SUPPLY FACILITIES MAINT LTD       | 117439           | 333.65            | 12/01/2022  | 183463         | INVENTORY ITEMS            |
|               | HD SUPPLY FACILITIES MAINT LTD Total |                  | <u>333.65</u>     |             |                |                            |
| 2429          | VERIZON WIRELESS                     |                  | 12,354.97         | 12/01/2022  | 9919693796     | ACCT # 580338759-00001     |
|               | VERIZON WIRELESS Total               |                  | <u>12,354.97</u>  |             |                |                            |
| 2470          | WAREHOUSE DIRECT                     |                  |                   |             |                |                            |
|               |                                      | 115767           | 234.07            | 12/01/2022  | 5364227-0      | OFFICE SUPPLIES COMM DEV   |
|               |                                      | 115596           | 36.07             | 12/01/2022  | 5365806-0      | PAPER HR DEPT              |
|               |                                      | 115700           | 26.33             | 12/01/2022  | 5369561-0      | OFFICE SUPPLIES POLICE DEF |
|               |                                      | 115700           | 7.94              | 12/01/2022  | 5370614-0      | OFFICE SUPPLIES POLICE DEF |
|               |                                      | 115789           | 54.79             | 12/01/2022  | 5375213-0      | COMM DEV OFFICE SUPPLIES   |
|               |                                      | 115766           | 49.70             | 12/01/2022  | 5375403-0      | OFFICE SUPPLIES COM DEV    |
|               |                                      |                  | -9.95             | 12/01/2022  | C5369561-0     | CREDITS INV 5369561-0      |
|               |                                      |                  | -7.94             | 12/01/2022  | C5369561-0A    | CREDITS INV 5370614        |
|               |                                      |                  | -7.94             | 12/01/2022  | C5370614-0     | CREDIT - ORG INV 5369561   |
|               | WAREHOUSE DIRECT Total               |                  | <u>383.07</u>     |             |                |                            |
| 2478          | WATER PRODUCTS COMPANY               |                  |                   |             |                |                            |
|               |                                      | 117265           | 13,437.24         | 12/01/2022  | 0312961        | WATER DEPT PARTS           |
|               |                                      | 117282           | 828.00            | 12/01/2022  | 0313034        | DBL BOLT DI SADDLE RANGE   |
|               |                                      | 117350           | 7,352.39          | 12/01/2022  | 0313190        | HYDRANT PARTS              |
|               |                                      | 117350           | 998.00            | 12/01/2022  | 0313191        | HYDRANT EXTENSION          |
|               |                                      | 117350           | 4,350.00          | 12/01/2022  | 0313301        | COMPLETE HEAD ASSEMBLY     |
|               |                                      | 117282           | 744.00            | 12/01/2022  | 0313376        | MISC FASTENER SUPPLIES     |
|               | WATER PRODUCTS COMPANY Total         |                  | <u>27,709.63</u>  |             |                |                            |
| 2485          | WBK ENGINEERING LLC                  |                  |                   |             |                |                            |
|               |                                      | 114678           | 2,600.00          | 12/01/2022  | 23617          | CHARLESTOWN LAKES          |
|               |                                      | 113624           | 900.00            | 12/01/2022  | 23618          | PHEASANT RUN INDUSTRIAL P. |
|               | WBK ENGINEERING LLC Total            |                  | <u>3,500.00</u>   |             |                |                            |



| <u>VENDOR</u> | <u>VENDOR NAME</u>               | <u>PO NUMBER</u> | <u>AMOUNT</u>    | <u>DATE</u> | <u>INVOICE</u>     | <u>DESCRIPTION</u>         |
|---------------|----------------------------------|------------------|------------------|-------------|--------------------|----------------------------|
|               | STAT PROC                        |                  |                  |             |                    |                            |
| 2495          | WEST SIDE TRACTOR SALES CO       | 117189           | 714.96           | 12/01/2022  | N30339             | CAR PARTS                  |
|               |                                  | 117189           | 112.41           | 12/01/2022  | N31040             | RESISTOR - TRUCK 1839      |
|               | WEST SIDE TRACTOR SALES CO Total |                  | <u>827.37</u>    |             |                    |                            |
| 2506          | EESCO                            | 117334           | 1,069.80         | 12/01/2022  | 002624             | INVENTORY ITEMS            |
|               |                                  | 117306           | 129.00           | 12/01/2022  | 014204             | INVENTORY ITEMS            |
|               |                                  | 116960           | 86.00            | 12/01/2022  | 989222             | INVENTORY ITEMS            |
|               |                                  | 117306           | 2,030.00         | 12/01/2022  | 996624             | CABLE CLEANING PAD         |
|               |                                  | 114456           | 16,800.00        | 12/01/2022  | 999779             | TRANSFORMER                |
|               |                                  | 117334           | 2,040.24         | 12/01/2022  | 999780             | INVENTORY ITEMS            |
|               | EESCO Total                      |                  | <u>22,155.04</u> |             |                    |                            |
| 2527          | WILLIAM FRICK & CO               | 116734           | 1,334.87         | 12/01/2022  | 274722             | INVENTORY ITEMS            |
|               |                                  | 116734           | 147.80           | 12/01/2022  | 275127             | INVENTORY ITEMS            |
|               | WILLIAM FRICK & CO Total         |                  | <u>1,482.67</u>  |             |                    |                            |
| 2545          | GRAINGER INC                     | 117262           | 102.76           | 12/01/2022  | 9499561992         | INVENTORY ITEMS            |
|               |                                  | 117353           | 1,202.12         | 12/01/2022  | 9508266088         | BATTERY LINE MARKING PAINT |
|               |                                  | 117358           | 130.96           | 12/01/2022  | 9508745263         | MENS OVERBOOT              |
|               |                                  | 117357           | 180.80           | 12/01/2022  | 9508745271         | WINCH STRAP AND RATCHET    |
|               |                                  | 117356           | 80.52            | 12/01/2022  | 9508745297         | CABLE PROTECTOR            |
|               |                                  | 117096           | 407.18           | 12/01/2022  | 9510223614         | SPRING CANISTER ASSEMBLY   |
|               |                                  | 117370           | 297.00           | 12/01/2022  | 9510894596         |                            |
|               |                                  | 117395           | 108.30           | 12/01/2022  | 9514171876         | FILTER                     |
|               |                                  | 117408           | 558.68           | 12/01/2022  | 9515443290         | ELECTRIC HEATER            |
|               |                                  | 117422           | 82.60            | 12/01/2022  | 9517236858         | FLANGE BEARING             |
|               |                                  | 117419           | 186.24           | 12/01/2022  | 9517236866         | HOSE SWIVEL                |
|               |                                  | 117408           | 577.66           | 12/01/2022  | 9520426520         | LG RECSSD ELECT HEATER     |
|               |                                  | 117451           | 292.99           | 12/01/2022  | 9522243881         | INVENTORY ITEMS            |
|               | GRAINGER INC Total               |                  | <u>4,207.81</u>  |             |                    |                            |
| 2637          | ILLINOIS DEPT OF REVENUE         |                  | 934.91           | 12/02/2022  | ILST221202090200CA | Illinois State Tax         |
|               |                                  |                  | 2,130.39         | 12/02/2022  | ILST221202090200CD | Illinois State Tax         |
|               |                                  |                  | 296.30           | 12/02/2022  | ILST221202090200ED | Illinois State Tax         |

| <u>VENDOR</u> | <u>VENDOR NAME</u>                    | <u>STAT PROC</u> | <u>PO NUMBER</u> | <u>AMOUNT</u>    | <u>DATE</u> | <u>INVOICE</u>     | <u>DESCRIPTION</u>      |
|---------------|---------------------------------------|------------------|------------------|------------------|-------------|--------------------|-------------------------|
|               |                                       |                  |                  | 12,186.83        | 12/02/2022  | ILST221202090200FD | Illinois State Tax      |
|               |                                       |                  |                  | 2,118.05         | 12/02/2022  | ILST221202090200FN | Illinois State Tax      |
|               |                                       |                  |                  | 1,060.98         | 12/02/2022  | ILST221202090200HR | Illinois State Tax      |
|               |                                       |                  |                  | 2,301.92         | 12/02/2022  | ILST221202090200IS | Illinois State Tax      |
|               |                                       |                  |                  | 16,801.84        | 12/02/2022  | ILST221202090200PD | Illinois State Tax      |
|               |                                       |                  |                  | 16,947.99        | 12/02/2022  | ILST221202090200PW | Illinois State Tax      |
|               | <b>ILLINOIS DEPT OF REVENUE Total</b> |                  |                  | <b>54,779.21</b> |             |                    |                         |
| <b>2638</b>   | <b>INTERNAL REVENUE SERVICE</b>       |                  |                  |                  |             |                    |                         |
|               |                                       |                  |                  | 726.40           | 12/02/2022  | FICA221202090200CA | FICA Employee           |
|               |                                       |                  |                  | 2,964.01         | 12/02/2022  | FICA221202090200CD | FICA Employee           |
|               |                                       |                  |                  | 345.59           | 12/02/2022  | FICA221202090200ED | FICA Employee           |
|               |                                       |                  |                  | 624.43           | 12/02/2022  | FICA221202090200FD | FICA Employee           |
|               |                                       |                  |                  | 2,941.87         | 12/02/2022  | FICA221202090200FN | FICA Employee           |
|               |                                       |                  |                  | 1,091.60         | 12/02/2022  | FICA221202090200HR | FICA Employee           |
|               |                                       |                  |                  | 3,088.06         | 12/02/2022  | FICA221202090200IS | FICA Employee           |
|               |                                       |                  |                  | 2,432.63         | 12/02/2022  | FICA221202090200PD | FICA Employee           |
|               |                                       |                  |                  | 21,224.20        | 12/02/2022  | FICA221202090200PV | FICA Employee           |
|               |                                       |                  |                  | 713.70           | 12/02/2022  | FICE221202090200CA | FICA Employer           |
|               |                                       |                  |                  | 2,964.01         | 12/02/2022  | FICE221202090200CD | FICA Employer           |
|               |                                       |                  |                  | 345.59           | 12/02/2022  | FICE221202090200ED | FICA Employer           |
|               |                                       |                  |                  | 624.43           | 12/02/2022  | FICE221202090200FD | FICA Employer           |
|               |                                       |                  |                  | 2,942.01         | 12/02/2022  | FICE221202090200FN | FICA Employer           |
|               |                                       |                  |                  | 1,091.60         | 12/02/2022  | FICE221202090200HR | FICA Employer           |
|               |                                       |                  |                  | 3,088.06         | 12/02/2022  | FICE221202090200IS | FICA Employer           |
|               |                                       |                  |                  | 2,445.19         | 12/02/2022  | FICE221202090200PD | FICA Employer           |
|               |                                       |                  |                  | 21,224.20        | 12/02/2022  | FICE221202090200PV | FICA Employer           |
|               |                                       |                  |                  | 2,652.98         | 12/02/2022  | FIT 221202090200CA | Federal Withholding Tax |
|               |                                       |                  |                  | 6,030.83         | 12/02/2022  | FIT 221202090200CD | Federal Withholding Tax |
|               |                                       |                  |                  | 1,085.51         | 12/02/2022  | FIT 221202090200ED | Federal Withholding Tax |
|               |                                       |                  |                  | 37,424.21        | 12/02/2022  | FIT 221202090200FD | Federal Withholding Tax |
|               |                                       |                  |                  | 6,010.97         | 12/02/2022  | FIT 221202090200FN | Federal Withholding Tax |
|               |                                       |                  |                  | 3,531.10         | 12/02/2022  | FIT 221202090200HR | Federal Withholding Tax |
|               |                                       |                  |                  | 5,890.92         | 12/02/2022  | FIT 221202090200IS | Federal Withholding Tax |
|               |                                       |                  |                  | 61,529.80        | 12/02/2022  | FIT 221202090200PD | Federal Withholding Tax |
|               |                                       |                  |                  | 44,026.87        | 12/02/2022  | FIT 221202090200PW | Federal Withholding Tax |
|               |                                       |                  |                  | 380.99           | 12/02/2022  | MEDE221202090200C  | Medicare Employee       |
|               |                                       |                  |                  | 705.51           | 12/02/2022  | MEDE221202090200C  | Medicare Employee       |
|               |                                       |                  |                  | 80.83            | 12/02/2022  | MEDE221202090200E  | Medicare Employee       |

| <u>VENDOR</u> | <u>VENDOR NAME</u>                    | <u>STAT PROC</u> | <u>PO NUMBER</u> | <u>AMOUNT</u>     | <u>DATE</u> | <u>INVOICE</u>      | <u>DESCRIPTION</u>        |
|---------------|---------------------------------------|------------------|------------------|-------------------|-------------|---------------------|---------------------------|
|               |                                       |                  |                  | 4,084.34          | 12/02/2022  | MEDE221202090200FI  | Medicare Employee         |
|               |                                       |                  |                  | 688.03            | 12/02/2022  | MEDE221202090200FI  | Medicare Employee         |
|               |                                       |                  |                  | 353.47            | 12/02/2022  | MEDE221202090200H   | Medicare Employee         |
|               |                                       |                  |                  | 820.50            | 12/02/2022  | MEDE221202090200IS  | Medicare Employee         |
|               |                                       |                  |                  | 5,785.51          | 12/02/2022  | MEDE221202090200PI  | Medicare Employee         |
|               |                                       |                  |                  | 5,385.72          | 12/02/2022  | MEDE221202090200P'  | Medicare Employee         |
|               |                                       |                  |                  | 297.14            | 12/02/2022  | MEDR221202090200C   | Medicare Employer         |
|               |                                       |                  |                  | 705.51            | 12/02/2022  | MEDR221202090200C   | Medicare Employer         |
|               |                                       |                  |                  | 80.83             | 12/02/2022  | MEDR221202090200E   | Medicare Employer         |
|               |                                       |                  |                  | 4,084.34          | 12/02/2022  | MEDR221202090200FI  | Medicare Employer         |
|               |                                       |                  |                  | 688.07            | 12/02/2022  | MEDR221202090200FI  | Medicare Employer         |
|               |                                       |                  |                  | 353.47            | 12/02/2022  | MEDR221202090200H   | Medicare Employer         |
|               |                                       |                  |                  | 820.50            | 12/02/2022  | MEDR221202090200IS  | Medicare Employer         |
|               |                                       |                  |                  | 5,604.01          | 12/02/2022  | MEDR221202090200P   | Medicare Employer         |
|               |                                       |                  |                  | 5,385.72          | 12/02/2022  | MEDR221202090200P'  | Medicare Employer         |
|               | <b>INTERNAL REVENUE SERVICE Total</b> |                  |                  | <b>275,365.26</b> |             |                     |                           |
| <b>2639</b>   | <b>STATE DISBURSEMENT UNIT</b>        |                  |                  |                   |             |                     |                           |
|               |                                       |                  |                  | 1,555.35          | 12/02/2022  | 0000003742212020902 | IL Child Support Amount 1 |
|               |                                       |                  |                  | 369.23            | 12/02/2022  | 0000004862212020902 | IL Child Support Amount 1 |
|               |                                       |                  |                  | 700.15            | 12/02/2022  | 0000012252212020902 | IL Child Support Amount 1 |
|               |                                       |                  |                  | 596.30            | 12/02/2022  | 0000012442212020902 | IL Child Support Amount 1 |
|               |                                       |                  |                  | 688.11            | 12/02/2022  | 0000014122212020902 | IL Child Support Amount 1 |
|               |                                       |                  |                  | 499.84            | 12/02/2022  | 0000015272212020902 | IL Child Support Amount 1 |
|               | <b>STATE DISBURSEMENT UNIT Total</b>  |                  |                  | <b>4,408.98</b>   |             |                     |                           |
| <b>2644</b>   | <b>IMRF</b>                           |                  |                  |                   |             |                     |                           |
|               |                                       |                  |                  | 184,969.30        | 12/01/2022  | 110422              | IMRF PAYROLL OCTOBER      |
|               |                                       |                  |                  | 185,356.35        | 12/05/2022  | 120522              | MONTHLY IMRF NOVEMBER     |
|               | <b>IMRF Total</b>                     |                  |                  | <b>370,325.65</b> |             |                     |                           |
| <b>2652</b>   | <b>JPMORGAN CHASE BANK NA</b>         |                  |                  |                   |             |                     |                           |
|               |                                       |                  |                  | 40.00             | 12/05/2022  | 112522BH            | NOVEMBER CREDIT CARD      |
|               |                                       |                  |                  | 1,080.78          | 12/05/2022  | 112522DB            | NOVEMBER CREDIT CARD      |
|               |                                       |                  |                  | 33.46             | 12/05/2022  | 112522DC            | NOVEMBER CREDIT CARD      |
|               |                                       |                  |                  | 2,790.24          | 12/05/2022  | 112522EM            | NOVEMBER CREDIT CARD      |
|               |                                       |                  |                  | 444.49            | 12/05/2022  | 112522HM            | NOVEMBER CREDIT CARD      |
|               |                                       |                  |                  | 46.46             | 12/05/2022  | 112522JK            | NOVEMBER CREDIT CARD      |
|               |                                       |                  |                  | 646.69            | 12/05/2022  | 112522JM            | NOVEMBER CREDIT CARD      |

| <u>VENDOR</u> | <u>VENDOR NAME</u>                  | <u>STAT PROC</u> | <u>PO NUMBER</u> | <u>AMOUNT</u>    | <u>DATE</u> | <u>INVOICE</u> | <u>DESCRIPTION</u>          |
|---------------|-------------------------------------|------------------|------------------|------------------|-------------|----------------|-----------------------------|
|               |                                     |                  |                  | 1,476.13         | 12/05/2022  | 112522KC       | NOVEMBER CREDIT CARD        |
|               |                                     |                  |                  | 882.28           | 12/05/2022  | 112522LG       | NOVEMBER CREDIT CARD        |
|               |                                     |                  |                  | 4,451.23         | 12/05/2022  | 112522PS       | NOVEMBER CREDIT CARD        |
|               |                                     |                  |                  | 602.90           | 12/05/2022  | 112522RC       | NOVEMBER CREDIT CARD        |
|               |                                     |                  |                  | 409.20           | 12/05/2022  | 112522TC       | NOVEMBER CREDIT CARD        |
|               |                                     |                  |                  | 27,207.97        | 12/05/2022  | 112522KD       | NOVEMBER CREDIT CARD        |
|               |                                     |                  |                  | 630.00           | 12/05/2022  | 112522AR       | NOVEMBER CREDIT CARD        |
|               | <b>JPMORGAN CHASE BANK NA Total</b> |                  |                  | <b>40,741.83</b> |             |                |                             |
| <b>2704</b>   | <b>ESO SOLUTIONS INC</b>            |                  | 117354           | 685.00           | 12/01/2022  | ESO-95180      | SET OF IFC 2021 CODE        |
|               | <b>ESO SOLUTIONS INC Total</b>      |                  |                  | <b>685.00</b>    |             |                |                             |
| <b>2730</b>   | <b>SLATE ROCK FR LLC</b>            |                  | 117300           | 1,047.47         | 12/01/2022  | 58062          | QUILT-LINED FR BIB OVERALL/ |
|               |                                     |                  | 117300           | 316.76           | 12/01/2022  | 58139          | CANVAS JEANS                |
|               | <b>SLATE ROCK FR LLC Total</b>      |                  |                  | <b>1,364.23</b>  |             |                |                             |
| <b>2892</b>   | <b>LIFT WORKS INC</b>               |                  | 117090           | 1,259.00         | 12/01/2022  | 178844-1       | RENTAL SCISSOR LIFT         |
|               | <b>LIFT WORKS INC Total</b>         |                  |                  | <b>1,259.00</b>  |             |                |                             |
| <b>2921</b>   | <b>STRYPES PLUS MORE INC</b>        |                  | 116009           | 80.00            | 12/01/2022  | 16413          | TRUCK 101 INSTALL NUMBER F  |
|               |                                     |                  | 116010           | 65.00            | 12/01/2022  | 16414          | BANNER FOR BAY DOOR AT ST.  |
|               |                                     |                  | 117331           | 637.50           | 12/01/2022  | 16691          | ASSET LABELS                |
|               |                                     |                  | 117495           | 312.00           | 12/01/2022  | 16700          | TRUCK 102                   |
|               | <b>STRYPES PLUS MORE INC Total</b>  |                  |                  | <b>1,094.50</b>  |             |                |                             |
| <b>2950</b>   | <b>SAFETY SUPPLY ILLINOIS LLC</b>   |                  | 117182           | 527.29           | 12/01/2022  | 1902767298     | GLOWEAR LIME JACKETS        |
|               |                                     |                  | 117341           | 313.07           | 12/01/2022  | 1902767767     | ECLIPSE OVERALL             |
|               |                                     |                  | 116512           | 56.28            | 12/01/2022  | 1902767768     | INVENTORY ITEMS             |
|               |                                     |                  | 117341           | 206.80           | 12/01/2022  | 1902768006     | RAIN JACKETS                |
|               |                                     |                  | 117188           | 131.32           | 12/01/2022  | 1902768088     | HOODIE SWEATSHIRT           |
|               |                                     |                  | 117068           | 102.36           | 12/01/2022  | 1902768160     | ELECTRIC DEPT UNIFORMS      |
|               |                                     |                  | 117160           | 767.79           | 12/01/2022  | 1902768179     | PHASE 3 HI VIZ JACKETS      |
|               |                                     |                  | 117211           | 696.47           | 12/01/2022  | 1902768256     | GLOWEAR LINE JACKETS        |
|               |                                     |                  | 117253           | 2,030.16         | 12/01/2022  | 1902768257     | GLOWEAR LINE JACKETS        |

| <u>VENDOR</u> | <u>VENDOR NAME</u>                          | <u>PO NUMBER</u> | <u>AMOUNT</u>    | <u>DATE</u> | <u>INVOICE</u> | <u>DESCRIPTION</u>         |
|---------------|---|------------------|------------------|-------------|----------------|----------------------------|
|               | STAT PROC                                   |                  |                  |             |                |                            |
|               | <b>SAFETY SUPPLY ILLINOIS LLC Total</b>     |                  | <b>4,831.54</b>  |             |                |                            |
| <b>2990</b>   | <b>HAWKINS INC</b>                          |                  |                  |             |                |                            |
|               |   | 108              | 2,960.50         | 12/01/2022  | 6328594        | WATER DEPT CHEMICALS       |
|               |   | 108              | 1,380.00         | 12/01/2022  | 6342040        | CHLORINE-EPA CYLINDER      |
|               |   | 108              | 8,401.26         | 12/01/2022  | 6345838        | FERRIC CHLORIDE            |
|               | <b>HAWKINS INC Total</b>                    |                  | <b>12,741.76</b> |             |                |                            |
| <b>3002</b>   | <b>REDISHRED CHICAGO INC</b>                |                  |                  |             |                |                            |
|               |   |                  | 224.60           | 12/01/2022  | 1065461        | SHREDDING SERVICES         |
|               | <b>REDISHRED CHICAGO INC Total</b>          |                  | <b>224.60</b>    |             |                |                            |
| <b>3099</b>   | <b>MIDWEST SALT LLC</b>                     |                  |                  |             |                |                            |
|               |   | 106              | 2,677.08         | 12/01/2022  | P464737        | MVP INDUSTRIAL SOLAR COAF  |
|               | <b>MIDWEST SALT LLC Total</b>               |                  | <b>2,677.08</b>  |             |                |                            |
| <b>3102</b>   | <b>RUSH PARTS CENTERS OF ILLINOIS</b>       |                  |                  |             |                |                            |
|               |   | 117312           | 62.41            | 12/01/2022  | 302985062      | GLASS ASSY MIRROR          |
|               |   | 117279           | 80.05            | 12/01/2022  | 3029975787     | PARTS FOR FLEET            |
|               |   | 117279           | 76.06            | 12/01/2022  | 3029994768     | FLEET DEPT PARTS           |
|               |   | 117295           | 452.21           | 12/01/2022  | 3030005496     | DRUM & SEAL oIL VEH 1793   |
|               |   | 117279           | 32.17            | 12/01/2022  | 3030016497     | CLAMP                      |
|               |   | 117382           | 30.29            | 12/01/2022  | 3030051149     | SEAL KIT OIL COOLER GASKET |
|               |   | 117322           | 38.37            | 12/01/2022  | 3030053188     | FILTER                     |
|               |   | 117336           | 351.62           | 12/01/2022  | 3030084591     | SWITCH                     |
|               |   | 115552           | 20.14            | 12/01/2022  | 3030087250     | TEE                        |
|               |   | 117312           | 46.65            | 12/01/2022  | 3030109687     | GLASS KIT MAIN MIRROR      |
|               |   | 117349           | 179.25           | 12/01/2022  | 3030117433     | MISC PARTS FOR UNIT 1710   |
|               |   | 117421           | 385.89           | 12/01/2022  | 3030223751     | CUSHION SEAT CHRL          |
|               |   | 117420           | 44.03            | 12/01/2022  | 3030228022     | KIT HE                     |
|               |   | 117382           | 205.33           | 12/01/2022  | 3030247646     | SEAL KIT OIL COOLER        |
|               |   | 117501           | 185.00           | 12/01/2022  | 3030253577     | SERVICE CALL FOR UNIT 3014 |
|               |   | 117258           | 154.00           | 12/01/2022  | 3030269423     | INVENTORY ITEMS            |
|               |   | 117457           | 58.95            | 12/01/2022  | 3030275636     | EXTREME WEATHER QTR FENI   |
|               | <b>RUSH PARTS CENTERS OF ILLINOIS Total</b> |                  | <b>2,402.42</b>  |             |                |                            |
| <b>3127</b>   | <b>SHI INTERNATIONAL CORP</b>               |                  |                  |             |                |                            |
|               |   | 117315           | 265.00           | 12/01/2022  | B16089611      | ACROBAT PRO 2020 1VBACK M  |
|               | <b>SHI INTERNATIONAL CORP Total</b>         |                  | <b>265.00</b>    |             |                |                            |

| <u>VENDOR</u> | <u>VENDOR NAME</u>              | <u>STAT PROC</u> | <u>PO NUMBER</u> | <u>AMOUNT</u>     | <u>DATE</u> | <u>INVOICE</u> | <u>DESCRIPTION</u>         |
|---------------|---------------------------------|------------------|------------------|-------------------|-------------|----------------|----------------------------|
| 3147          | DUPAGE TOPSOIL INC              |                  | 115746           | 1,125.00          | 12/01/2022  | 054718         | SEMIS PUL DIRT             |
|               | DUPAGE TOPSOIL INC Total        |                  |                  | <u>1,125.00</u>   |             |                |                            |
| 3148          | CORNERSTONE PARTNERS            |                  | 115941           | 138.33            | 12/01/2022  | CP28568        | MONTHLY SERVICES OCTOBER   |
|               |                                 |                  | 115941           | 4,357.14          | 12/01/2022  | CP28571        | MONTHLY SERVICES OCTOBER   |
|               |                                 |                  | 115941           | 205.81            | 12/01/2022  | CP28584        | MONTHLY SERVICES OCTOBER   |
|               |                                 |                  | 115941           | 138.33            | 12/01/2022  | CP28585        | MONTHLY SERVICES OCTOBER   |
|               |                                 |                  | 115532           | 2,223.33          | 12/01/2022  | CP28940        | WINTERIZATION              |
|               | CORNERSTONE PARTNERS Total      |                  |                  | <u>7,062.94</u>   |             |                |                            |
| 3236          | HR GREEN INC                    |                  | 116137           | 122,726.60        | 12/01/2022  | 157130         | 7TH AVE CREEK PHASE 2 DESI |
|               | HR GREEN INC Total              |                  |                  | <u>122,726.60</u> |             |                |                            |
| 3260          | NORTHERN CONTRACTING INC        |                  | 112911           | 4,968.00          | 12/01/2022  | 9631B          | FINAL PAYOUT PRAIRIE/RIVER |
|               | NORTHERN CONTRACTING INC Total  |                  |                  | <u>4,968.00</u>   |             |                |                            |
| 3288          | FGM ARCHITECTS INC              |                  | 116517           | 930.00            | 12/01/2022  | 22-3561.01-2   | STC CHAMBER INTERIOR       |
|               |                                 |                  | 116516           | 1,150.00          | 12/01/2022  | 22-3562.01-2   | CITY ADMIN MAYOR OFFICE    |
|               | FGM ARCHITECTS INC Total        |                  |                  | <u>2,080.00</u>   |             |                |                            |
| 3393          | ADAM SZALKOWSKI                 |                  | 117405           | 600.00            | 12/01/2022  | 111722         | TUITION HR MANAGEMENT      |
|               | ADAM SZALKOWSKI Total           |                  |                  | <u>600.00</u>     |             |                |                            |
| 3561          | ADVANCED ELEVATOR COMPANY       |                  | 117337           | 1,900.00          | 12/01/2022  | 52757          | ANNUAL PRESSURE TEST       |
|               |                                 |                  | 117337           | 2,876.36          | 12/01/2022  | 52758          | FIRE ALARM INITIATING DEVI |
|               | ADVANCED ELEVATOR COMPANY Total |                  |                  | <u>4,776.36</u>   |             |                |                            |
| 3596          | GRAYBAR ELECTRIC CO INC         |                  | 117303           | 2,775.80          | 12/01/2022  | 9329511266     | MISC PARTS                 |
|               | GRAYBAR ELECTRIC CO INC Total   |                  |                  | <u>2,775.80</u>   |             |                |                            |
| 3678          | MOTOROLA SOLUTIONS INC          |                  | 116957           | 862.90            | 12/01/2022  | 8281511337     | ACCESSORY KITS             |

| <u>VENDOR</u> | <u>VENDOR NAME</u>                  | <u>PO NUMBER</u> | <u>AMOUNT</u>    | <u>DATE</u> | <u>INVOICE</u> | <u>DESCRIPTION</u>           |
|---------------|-------------------------------------|------------------|------------------|-------------|----------------|------------------------------|
|               | STAT PROC                           |                  |                  |             |                |                              |
|               | MOTOROLA SOLUTIONS INC Total        |                  | <u>862.90</u>    |             |                |                              |
| 3684          | RESPECT TECHNOLOGY INC              | 115545           | 2,880.00         | 12/01/2022  | 20361          | MONTHLY BILLING NOVEMBER     |
|               | RESPECT TECHNOLOGY INC Total        |                  | <u>2,880.00</u>  |             |                |                              |
| 3754          | E & B FIRE AND SAFETY INC           | 115261           | 1,033.78         | 12/01/2022  | 33793          | DRY SUIT                     |
|               | E & B FIRE AND SAFETY INC Total     |                  | <u>1,033.78</u>  |             |                |                              |
| 3763          | DIRECT PATH LLC                     | 115597           | 844.22           | 12/01/2022  | AT52353        | ADVOCACY FEE - NOVEMBER 2    |
|               | DIRECT PATH LLC Total               |                  | <u>844.22</u>    |             |                |                              |
| 3766          | PROVEN BUSINESS SYSTEMS             |                  | 2,318.41         | 12/01/2022  | 978129         | USAGE 10/23/22 TO 11/22/22   |
|               | PROVEN BUSINESS SYSTEMS Total       |                  | <u>2,318.41</u>  |             |                |                              |
| 3786          | EMPLOYEE BENEFITS CORPORATION       | 115598           | 241.92           | 12/01/2022  | 3826709        | BESTFLEX PLAN FEE 11/1/22    |
|               | EMPLOYEE BENEFITS CORPORATION Total |                  | <u>241.92</u>    |             |                |                              |
| 3787          | VIKING BROS INC                     | 105              | 4,035.07         | 12/01/2022  | INV_2022-678   | BINS LCQX& FRQ CA7           |
|               |                                     | 105              | 2,467.15         | 12/01/2022  | INV_2022-753   | CA 7 STONE                   |
|               |                                     | 105              | 2,652.43         | 12/01/2022  | INV_2022-771   | CA 7AND 6 STONE              |
|               | VIKING BROS INC Total               |                  | <u>9,154.65</u>  |             |                |                              |
| 3799          | LRS HOLDINGS LLC                    | 116063           | 2,168.02         | 12/01/2022  | 0005145128     | SERVICE-1ST ST & WALNUT CT   |
|               |                                     | 115610           | 10,310.15        | 12/01/2022  | PS495349       | STREET SWEEPING NOVEMBER     |
|               |                                     | 115706           | 166.00           | 12/01/2022  | PS497237       | UNIT RENTAL - 3825 KARL MAD  |
|               |                                     | 115562           | 83.00            | 12/01/2022  | PS497238       | UNIT RENTAL - 3805 LINCOLN H |
|               |                                     | 116554           | 494.00           | 12/01/2022  | PS497239       | 6 UNIT RENTAL-1405 S 7TH AVE |
|               | LRS HOLDINGS LLC Total              |                  | <u>13,221.17</u> |             |                |                              |
| 3805          | EMPLOYEE BENEFITS CORP - ACH        |                  | 9,529.44         | 11/30/2022  | C98632-202211  | FLEXIBLE SPENDING CLAIMS     |
|               | EMPLOYEE BENEFITS CORP - ACH Total  |                  | <u>9,529.44</u>  |             |                |                              |
| 3882          | CORE & MAIN LP                      |                  |                  |             |                |                              |

| <u>VENDOR</u> | <u>VENDOR NAME</u>                    | <u>STAT PROC</u> | <u>PO NUMBER</u> | <u>AMOUNT</u>    | <u>DATE</u> | <u>INVOICE</u>     | <u>DESCRIPTION</u>             |
|---------------|---------------------------------------|------------------|------------------|------------------|-------------|--------------------|--------------------------------|
|               |                                       |                  | 117339           | 1,104.00         | 12/01/2022  | R917844            | INVENTORY ITEMS                |
|               |                                       |                  | 117348           | 2,128.70         | 12/01/2022  | R928513            | INVENTORY ITEMS                |
|               | <b>CORE &amp; MAIN LP Total</b>       |                  |                  | <b>3,232.70</b>  |             |                    |                                |
| <b>3885</b>   | <b>KIMBERLY G ABATANGELO</b>          |                  | 115831           | 150.00           | 12/01/2022  | STC11162022        | 708 MHB MEETING MINUTES        |
|               | <b>KIMBERLY G ABATANGELO Total</b>    |                  |                  | <b>150.00</b>    |             |                    |                                |
| <b>3886</b>   | <b>VIA CARLITA LLC</b>                |                  | 117497           | 1,566.00         | 12/01/2022  | 519916             | SERVICE CALL - VEH 1866        |
|               |                                       |                  | 115553           | 62.87            | 12/01/2022  | 59777              | SWITCH VEH 1919                |
|               | <b>VIA CARLITA LLC Total</b>          |                  |                  | <b>1,628.87</b>  |             |                    |                                |
| <b>3915</b>   | <b>B&amp;W CONTROL SYSTEMS</b>        |                  | 116934           | 188.75           | 12/01/2022  | 0239623            | SCADA CONSTRUCTION PROJE       |
|               |                                       |                  | 116546           | 19,697.76        | 12/01/2022  | 0239624            | SCADA UPGRADES PHASE 4         |
|               |                                       |                  | 116088           | 3,375.00         | 12/01/2022  | 0239625            | T&M SUPPORT SERVICES           |
|               |                                       |                  | 116087           | 3,383.75         | 12/01/2022  | 0239626            | T&M SUPPORT -WASTEWATER        |
|               |                                       |                  | 116546           | 39,979.22        | 12/01/2022  | 0240629            | SCADA UPGRADE PHASE 4          |
|               | <b>B&amp;W CONTROL SYSTEMS Total</b>  |                  |                  | <b>66,624.48</b> |             |                    |                                |
| <b>3968</b>   | <b>TRANSAMERICA CORPORATION</b>       |                  |                  | 5,192.70         | 12/02/2022  | RHFP221202090200PI | Retiree Healthcare Funding Pla |
|               |                                       |                  |                  | 1,305.67         | 12/02/2022  | S115221202090200FD | Sect 115 Retiree Health Plan   |
|               | <b>TRANSAMERICA CORPORATION Total</b> |                  |                  | <b>6,498.37</b>  |             |                    |                                |
| <b>3973</b>   | <b>HSA BANK WIRE ONLY</b>             |                  |                  | 200.00           | 12/02/2022  | HSAF221202090200C/ | Health Savings Plan - Family   |
|               |                                       |                  |                  | 319.23           | 12/02/2022  | HSAF221202090200CI | Health Savings Plan - Family   |
|               |                                       |                  |                  | 2,172.30         | 12/02/2022  | HSAF221202090200FI | Health Savings Plan - Family   |
|               |                                       |                  |                  | 85.00            | 12/02/2022  | HSAF221202090200FM | Health Savings Plan - Family   |
|               |                                       |                  |                  | 2,215.39         | 12/02/2022  | HSAF221202090200HF | Health Savings Plan - Family   |
|               |                                       |                  |                  | 621.16           | 12/02/2022  | HSAF221202090200IS | Health Savings Plan - Family   |
|               |                                       |                  |                  | 1,093.47         | 12/02/2022  | HSAF221202090200PI | Health Savings Plan - Family   |
|               |                                       |                  |                  | 652.21           | 12/02/2022  | HSAF221202090200PV | Health Savings Plan - Family   |
|               |                                       |                  |                  | 178.85           | 12/02/2022  | HSAS221202090200C/ | Health Savings - Self Only     |
|               |                                       |                  |                  | 280.76           | 12/02/2022  | HSAS221202090200CI | Health Savings - Self Only     |
|               |                                       |                  |                  | 1,078.44         | 12/02/2022  | HSAS221202090200FI | Health Savings - Self Only     |
|               |                                       |                  |                  | 630.76           | 12/02/2022  | HSAS221202090200PI | Health Savings - Self Only     |
|               |                                       |                  |                  | 168.54           | 12/02/2022  | HSAS221202090200PV | Health Savings - Self Only     |



| <u>VENDOR</u> | <u>VENDOR NAME</u>                | <u>STAT</u> | <u>PROC</u> | <u>PO NUMBER</u> | <u>AMOUNT</u>    | <u>DATE</u> | <u>INVOICE</u> | <u>DESCRIPTION</u>         |
|---------------|-----------------------------------|-------------|-------------|------------------|------------------|-------------|----------------|----------------------------|
|               | HSA BANK WIRE ONLY Total          |             |             |                  | <u>9,696.11</u>  |             |                |                            |
| 3994          | NORMAN MICRO LAMPS INC            |             |             | 115566           | 159.00           | 12/01/2022  | 737471         | LIGHTING                   |
|               | NORMAN MICRO LAMPS INC Total      |             |             |                  | <u>159.00</u>    |             |                |                            |
| 3998          | DTN LLC                           |             |             | 117378           | 3,948.00         | 12/01/2022  | 6212923        | ANNUAL WEATHER SYSTEM      |
|               | DTN LLC Total                     |             |             |                  | <u>3,948.00</u>  |             |                |                            |
| 4001          | TRYAD SOLUTIONS                   |             |             |                  | 2,000.00         | 12/01/2022  | 28822          | 2022 PAFR DEVELOPMENT      |
|               | TRYAD SOLUTIONS Total             |             |             |                  | <u>2,000.00</u>  |             |                |                            |
| 4020          | TREES R US INC                    |             |             | 116295           | 20,926.08        | 12/01/2022  | 26623          | BRUSH COLLECTION OCTOBER   |
|               | TREES R US INC Total              |             |             |                  | <u>20,926.08</u> |             |                |                            |
| 4074          | AMAZON CAPITAL SERVICES INC       |             |             | 117418           | 133.05           | 12/01/2022  | 1361-PPLL-7N6T | CONNECTOR PRESSING PLIER   |
|               |                                   |             |             | 117425           | 289.98           | 12/01/2022  | 1374-197K-4XVQ | CARHARTT UNIFORMS          |
|               |                                   |             |             | 115523           | 96.26            | 12/01/2022  | 1394-3W6N-QQRX | SUPPLIES POLICE DEPT       |
|               |                                   |             |             | 115643           | 5.87             | 12/01/2022  | 1631-HJTX-V1HH | OFFICE SUPPLIES            |
|               |                                   |             |             | 115586           | 19.50            | 12/01/2022  | 164L-FRNJ-7G1D | OFFICE SUPPLIES            |
|               |                                   |             |             | 115643           | 32.33            | 12/01/2022  | 17H9-179Q-11Q3 | OFFICE SUPPLIES            |
|               |                                   |             |             |                  | -44.03           | 12/01/2022  | 19VG-Q6YG-G39M | CREDIT-ORG INV 1C4K-1LVG-J |
|               |                                   |             |             | 115643           | 103.77           | 12/01/2022  | 19VG-Q6YG-VKLJ | OFFICE SUPPLIES            |
|               |                                   |             |             | 117462           | 399.00           | 12/01/2022  | 1GWY-34X3-HNDR | ESGESTAR TEMP REFRIGERAT   |
|               |                                   |             |             | 117438           | 89.99            | 12/01/2022  | 1JN6-QKK1-LXTJ | LG TONE ULTRA BLUETOOTH E  |
|               |                                   |             |             | 117416           | 384.52           | 12/01/2022  | 1LDH-RM41-6GLH | AUDIO ADAPTERS             |
|               |                                   |             |             | 117449           | 16.99            | 12/01/2022  | 1MLW-F1DH-FGHW | USB C CAR CHARGER          |
|               |                                   |             |             | 115586           | 86.85            | 12/01/2022  | 1PMG-YNKF-HKYK | HEMLOCK BREWING COFFE      |
|               |                                   |             |             | 117283           | 59.96            | 12/01/2022  | 1PYW-FWRP-4NKX | INVENTORY ITEMS            |
|               |                                   |             |             | 117440           | 109.99           | 12/01/2022  | 1RMD-XJR4-RKLN | CARHARTMENLOOSE FIT JACK   |
|               |                                   |             |             | 115523           | 5.86             | 12/01/2022  | 1YWR-X1NF-641P | OFFICE SUPPLIES            |
|               | AMAZON CAPITAL SERVICES INC Total |             |             |                  | <u>1,789.89</u>  |             |                |                            |
| 4121          | HSA BANK                          |             |             | 115600           | 68.00            | 12/01/2022  | W421808        | HSA SERVICE FEE            |

| <u>VENDOR</u> | <u>VENDOR NAME</u>                 | <u>STAT PROC</u> | <u>PO NUMBER</u> | <u>AMOUNT</u>    | <u>DATE</u> | <u>INVOICE</u> | <u>DESCRIPTION</u>             |
|---------------|------------------------------------|------------------|------------------|------------------|-------------|----------------|--------------------------------|
|               | HSA BANK Total                     |                  |                  | <u>68.00</u>     |             |                |                                |
| 4126          | CLUDO INC                          |                  | 117176           | 8,977.00         | 12/01/2022  | INV-4276       | SUBSCRIPTION-12/27/22-12/26/23 |
|               | CLUDO INC Total                    |                  |                  | <u>8,977.00</u>  |             |                |                                |
| 4139          | PETER GUNDRUM                      |                  | 117335           | 649.00           | 12/01/2022  | 20854          | RHINO 8' TRUCK BED             |
|               | PETER GUNDRUM Total                |                  |                  | <u>649.00</u>    |             |                |                                |
| 4214          | ARAMARK REFRESHMENT SERVICES       |                  | 115542           | 241.25           | 12/01/2022  | 7213393        | COFFEE SUPPLIES PD             |
|               | ARAMARK REFRESHMENT SERVICES Total |                  |                  | <u>241.25</u>    |             |                |                                |
| 4242          | MID AMERICA ENERGY SERVICES        |                  | 116937           | 5,268.30         | 12/01/2022  | 22251          | 1561 INDEPENDACE CT            |
|               |                                    |                  | 116877           | 3,004.50         | 12/01/2022  | 22252          | KEHOE DR AND 8TH ST VALVE      |
|               |                                    |                  | 117360           | 2,712.75         | 12/01/2022  | 22253          | FORCED MAIN REPAIR GLENBF      |
|               |                                    |                  | 116877           | 20,357.50        | 12/01/2022  | 22268          | 602 S 12TH AVE VALVE REPLAC    |
|               | MID AMERICA ENERGY SERVICES Total  |                  |                  | <u>31,343.05</u> |             |                |                                |
| 4352          | ZORO TOOLS INC                     |                  | 117319           | 448.42           | 12/01/2022  | INV11757827    | INVENTORY ITEMS                |
|               |                                    |                  | 117437           | 512.79           | 12/01/2022  | INV11813599    | HEAD LAMP BLK                  |
|               |                                    |                  | 117452           | 122.15           | 12/01/2022  | INV11820404    | INVENTORY ITEMS                |
|               | ZORO TOOLS INC Total               |                  |                  | <u>1,083.36</u>  |             |                |                                |
| 4377          | MACQUEEN EQUIPMENT LLC             |                  | 115684           | 377.34           | 12/01/2022  | P19354         | SWITCH                         |
|               |                                    |                  | 115684           | 92.06            | 12/01/2022  | P19600         | PANEL VALVE AIR                |
|               |                                    |                  |                  | 715.14           | 12/01/2022  | W01794         | FIRE DEPT REPAIR               |
|               | MACQUEEN EQUIPMENT LLC Total       |                  |                  | <u>1,184.54</u>  |             |                |                                |
| 4380          | CHARLES VINCENT GEORGE             |                  | 117184           | 2,016.08         | 12/01/2022  | 2210033        | PROFESSIONL SERV-10/1-10/31    |
|               | CHARLES VINCENT GEORGE Total       |                  |                  | <u>2,016.08</u>  |             |                |                                |
| 4391          | METRONET HOLDINGS LLC              |                  |                  | 2,327.32         | 12/01/2022  | 1497261/112222 | MONTHLY BILLING ACCT: 1497261  |
|               | METRONET HOLDINGS LLC Total        |                  |                  | <u>2,327.32</u>  |             |                |                                |

| <u>VENDOR</u> | <u>VENDOR NAME</u>                   | <u>PO NUMBER</u> | <u>AMOUNT</u>    | <u>DATE</u> | <u>INVOICE</u> | <u>DESCRIPTION</u>          |
|---------------|--------------------------------------|------------------|------------------|-------------|----------------|-----------------------------|
|               | STAT PROC                            |                  |                  |             |                |                             |
| 4417          | ELLWYN DARLENE SCHROEDER             |                  |                  |             |                |                             |
|               |                                      | 109              | 2,830.58         | 12/01/2022  | 13968          | HAULING                     |
|               |                                      | 109              | 6,524.74         | 12/01/2022  | 23162          | HAULING                     |
|               | ELLWYN DARLENE SCHROEDER Total       |                  | <b>9,355.32</b>  |             |                |                             |
| 4436          | USIQ INC                             |                  |                  |             |                |                             |
|               |                                      | 117212           | 354.84           | 12/01/2022  | 23120490-1     | HOLOSUN RED DOT SIGHT       |
|               | USIQ INC Total                       |                  | <b>354.84</b>    |             |                |                             |
| 4456          | FEHR GRAHAM & ASSOCIATES LLC         |                  |                  |             |                |                             |
|               |                                      | 110616           | 2,126.00         | 12/01/2022  | 111417         | STATE STREET SANITARY SEW   |
|               |                                      | 116816           | 41,697.00        | 12/01/2022  | 111464         | MASTER ENGINEERING SERVIC   |
|               | FEHR GRAHAM & ASSOCIATES LLC Total   |                  | <b>43,823.00</b> |             |                |                             |
| 4474          | MEREDITH WATER COMPANY               |                  |                  |             |                |                             |
|               |                                      | 115844           | 64.00            | 12/01/2022  | 0767772        | DI RENTAL SERVICE           |
|               | MEREDITH WATER COMPANY Total         |                  | <b>64.00</b>     |             |                |                             |
| 4478          | MECHANICAL INC                       |                  |                  |             |                |                             |
|               |                                      | 116586           | 358.00           | 12/01/2022  | CHI188060      | REPAIR WW LAB               |
|               |                                      | 116586           | 1,179.75         | 12/01/2022  | CHI188061      | REPAIR COOLING              |
|               |                                      | 116586           | 610.45           | 12/01/2022  | CHI188145      | WASTE WATER TREATMENT-NK    |
|               |                                      | 116586           | 672.72           | 12/01/2022  | CHI188316      | MAU LOCKOUT SERVICE         |
|               |                                      | 117456           | 1,545.15         | 12/01/2022  | CHI188373      | SERVICE REPAIR 1405 7TH AVE |
|               |                                      | 117505           | 986.34           | 12/01/2022  | CHI188446      | REPAIR FIRE STATION 3       |
|               | MECHANICAL INC Total                 |                  | <b>5,352.41</b>  |             |                |                             |
| 4533          | ROLLINS INC                          |                  |                  |             |                |                             |
|               |                                      | 116071           | 350.00           | 12/01/2022  | 190345622304   | PEST CONTROL SERVICE        |
|               | ROLLINS INC Total                    |                  | <b>350.00</b>    |             |                |                             |
| 4539          | MATTHEW SAULKA                       |                  |                  |             |                |                             |
|               |                                      | 115531           | 2,654.66         | 12/01/2022  | 1550           | FOUNTAIN MAINTENANCE 5 AN   |
|               | MATTHEW SAULKA Total                 |                  | <b>2,654.66</b>  |             |                |                             |
| 4566          | T AND T LANDSCAPE CONSTRUCTION       |                  |                  |             |                |                             |
|               |                                      | 115671           | 2,065.45         | 12/01/2022  | 10359          | LANDSCAPING RESTORATION     |
|               | T AND T LANDSCAPE CONSTRUCTION Total |                  | <b>2,065.45</b>  |             |                |                             |
| 4584          | RUSH POWER SYSTEMS LLC               |                  |                  |             |                |                             |

| <u>VENDOR</u> | <u>VENDOR NAME</u>                              | <u>STAT PROC</u> | <u>PO NUMBER</u> | <u>AMOUNT</u>     | <u>DATE</u> | <u>INVOICE</u> | <u>DESCRIPTION</u>          |
|---------------|---|------------------|------------------|-------------------|-------------|----------------|-----------------------------|
|               |   |                  | 117368           | 274.38            | 12/01/2022  | 10323          | GENERATOR REPAIR SUB 5      |
|               |   |                  | 117368           | 276.68            | 12/01/2022  | 10324          | GENERATOR REPAIR SUB 9      |
|               |   |                  | 117368           | 240.80            | 12/01/2022  | 10325          | GENERATOR REPAIR FIRST ST   |
|               |   |                  | 117368           | -240.80           | 12/01/2022  | 10325          | GENERATOR REPAIR FIRST ST   |
|               |   |                  | 117384           | 240.80            | 12/01/2022  | 10325A         | 1st STREET PARKING BATTERY  |
|               |   |                  | 117368           | 388.86            | 12/01/2022  | 10326          | GENERATOR REPAIR SUB 8      |
|               |   |                  | 116971           | 2,050.00          | 12/01/2022  | 10330          | SETUP & TEAR-MONTHLY RENT   |
|               | <b>RUSH POWER SYSTEMS LLC Total</b>             |                  |                  | <b>3,230.72</b>   |             |                |                             |
| <b>4590</b>   | <b>JOHN J MILLNER &amp; ASSOCIATES</b>          |                  | 115944           | 2,400.00          | 12/01/2022  | 191            | CONSULTING SERVICES OCTO    |
|               | <b>JOHN J MILLNER &amp; ASSOCIATES Total</b>    |                  |                  | <b>2,400.00</b>   |             |                |                             |
| <b>4632</b>   | <b>LAKESIDE INTERNATIONAL LLC</b>               |                  | 117294           | 420.80            | 12/01/2022  | 7222541P       | MISC PARTS                  |
|               |   |                  |                  | -188.75           | 12/01/2022  | CM7213373P     | CREDIT - ORG INV # 7213373P |
|               | <b>LAKESIDE INTERNATIONAL LLC Total</b>         |                  |                  | <b>232.05</b>     |             |                |                             |
| <b>4672</b>   | <b>A5 GROUP INC</b>                             |                  | 115988           | 2,490.00          | 12/01/2022  | 22-1114        | COMMUNICATION SERVICE       |
|               | <b>A5 GROUP INC Total</b>                       |                  |                  | <b>2,490.00</b>   |             |                |                             |
| <b>4680</b>   | <b>PACE ANALYTICAL SERVICES LLC</b>             |                  | 116737           | 588.61            | 12/01/2022  | I9533944       | TESTING STC_INDUSTRIAL      |
|               |   |                  | 116737           | 114.03            | 12/01/2022  | I9533945       | STC_NPDES SPEC-COND PERM    |
|               |   |                  | 116974           | 446.35            | 12/01/2022  | I9534561       | TESTING TO MAIN PLANT       |
|               |   |                  | 116974           | 544.36            | 12/01/2022  | I9535206       | MAIN PLANT QUARTERLY BILLI  |
|               |   |                  | 116737           | 107.24            | 12/01/2022  | I9536532       | AWARD CONCEPTS              |
|               | <b>PACE ANALYTICAL SERVICES LLC Total</b>       |                  |                  | <b>1,800.59</b>   |             |                |                             |
| <b>4715</b>   | <b>IPBC</b>                                     |                  |                  | 408,142.34        | 12/01/2022  | 120122         | HEALTH INSURANCE PREMIUM    |
|               | <b>IPBC Total</b>                               |                  |                  | <b>408,142.34</b> |             |                |                             |
| <b>4719</b>   | <b>BERRY DUNN MCNEIL &amp; PARKER LLC</b>       |                  | 116092           | 7,858.06          | 12/01/2022  | 423654         | STRATEGIC PLANNING-TRAVEL   |
|               | <b>BERRY DUNN MCNEIL &amp; PARKER LLC Total</b> |                  |                  | <b>7,858.06</b>   |             |                |                             |
| <b>4748</b>   | <b>CONTINENTAL MAPPING ACQ CORP</b>             |                  | 116789           | 55.87             | 12/01/2022  | 11325          | T&M STAFF SOLUT ENG         |

| <u>VENDOR</u> | <u>VENDOR NAME</u>                 | <u>PO NUMBER</u> | <u>AMOUNT</u>    | <u>DATE</u> | <u>INVOICE</u>     | <u>DESCRIPTION</u>        |
|---------------|------------------------------------|------------------|------------------|-------------|--------------------|---------------------------|
|               | STAT PROC                          |                  |                  |             |                    |                           |
|               | CONTINENTAL MAPPING ACQ CORP Total |                  | <b>55.87</b>     |             |                    |                           |
| 4759          | FLUID TECHNOLOGIES PUMPS           |                  |                  |             |                    |                           |
|               |                                    | 116497           | 18,408.00        | 12/01/2022  | 220141             | INTALL RAIL BRACKETS      |
|               |                                    | 116545           | 11,315.00        | 12/01/2022  | 220141A            | INSTALL PIPING            |
|               | FLUID TECHNOLOGIES PUMPS Total     |                  | <b>29,723.00</b> |             |                    |                           |
| 4779          | ROYAL WINDOW CLEANING INC          |                  |                  |             |                    |                           |
|               |                                    | 117317           | 360.00           | 12/01/2022  | 9281               | WINDOW CLEANING POLICE    |
|               |                                    | 117317           | 800.00           | 12/01/2022  | 9358               | WINDOW CLEANING 1ST GARA  |
|               |                                    | 117317           | 240.00           | 12/01/2022  | 9359               | WINDOW CLEANING PARK GAR  |
|               |                                    | 117317           | 750.00           | 12/01/2022  | 9360               | WINDOW CLEANING CITY HALL |
|               | ROYAL WINDOW CLEANING INC Total    |                  | <b>2,150.00</b>  |             |                    |                           |
| 4783          | ST CHARLES PROF FIREFIGHTERS       |                  |                  |             |                    |                           |
|               |                                    |                  | 1,675.60         | 12/02/2022  | UNF 221202090200FD | Union Dues - IAFF         |
|               | ST CHARLES PROF FIREFIGHTERS Total |                  | <b>1,675.60</b>  |             |                    |                           |
| 4792          | EXPONENTIAL POWER INC              |                  |                  |             |                    |                           |
|               |                                    | 117401           | 43.00            | 12/01/2022  | INV049034          | POWER ADAPTER             |
|               | EXPONENTIAL POWER INC Total        |                  | <b>43.00</b>     |             |                    |                           |
| 4795          | ERIC KRUPA                         |                  |                  |             |                    |                           |
|               |                                    |                  | 660.00           | 12/01/2022  | 22-05-04           | ARCHIVE FIRE PHOTOS       |
|               | ERIC KRUPA Total                   |                  | <b>660.00</b>    |             |                    |                           |
| 4803          | Derek Mortensen                    |                  |                  |             |                    |                           |
|               |                                    |                  | 40.00            | 12/01/2022  | 113022             | REIMBURSE PARAMEDIC LICEN |
|               | Derek Mortensen Total              |                  | <b>40.00</b>     |             |                    |                           |
| 4806          | NAPLETON AUTOWERKS INC             |                  |                  |             |                    |                           |
|               |                                    | 117309           | 1,345.95         | 12/01/2022  | 442415             | MISC FASTENER SUPPLIES    |
|               |                                    | 117309           | 137.78           | 12/01/2022  | 442785             | LAMP                      |
|               | NAPLETON AUTOWERKS INC Total       |                  | <b>1,483.73</b>  |             |                    |                           |
| 999001336     | ARMANDO MARTINEZ-GOMEZ             |                  |                  |             |                    |                           |
|               |                                    |                  | 15.00            | 12/01/2022  | C3800-000006       | REFUND-OVERPAIDTICKET-CH  |
|               | ARMANDO MARTINEZ-GOMEZ Total       |                  | <b>15.00</b>     |             |                    |                           |

| <u>VENDOR</u> | <u>VENDOR NAME</u> | <u>STAT</u> | <u>PROC</u> | <u>PO NUMBER</u>    | <u>AMOUNT</u>       | <u>DATE</u> | <u>INVOICE</u> | <u>DESCRIPTION</u> |
|---------------|--------------------|-------------|-------------|---------------------|---------------------|-------------|----------------|--------------------|
|               |                    |             |             | <u>Grand Total:</u> | <u>3,017,602.06</u> |             |                |                    |

The above expenditures have been approved for payment:

|  |       |
|--|-------|
| _____  | _____ |
| Chairman, Government Operations Committee      | Date  |
| _____  | _____ |
| Vice Chairman, Government Operations Committee | Date  |
| _____  | _____ |
| Finance Director                               | Date  |



**City of St. Charles, Illinois  
Monthly Treasurer's and Finance Report  
FY 2022-23**



**Month of: November, 2022**

---

John Harrill, Treasurer

---

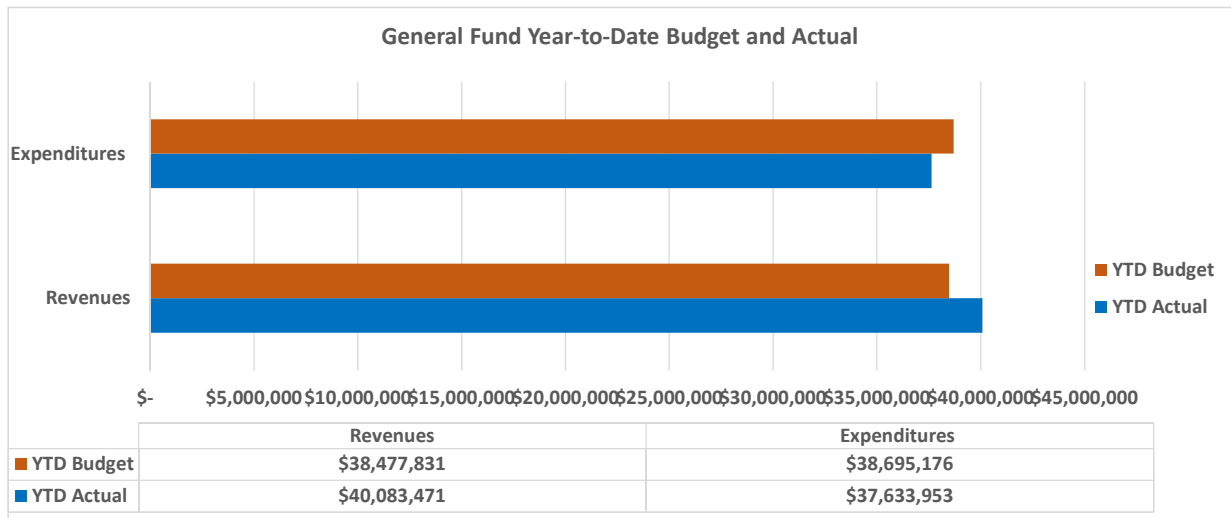
Date

**City of St. Charles**  
**Monthly Financial Report / Summary**  
**General Fund Summary**

| Revenue Type         | Total Annual Budget  | Current Month Budget | Current Month Actual | % Variance   | Year-to-Date Budget  | Year-to-Date Actual  | YTD Actual vs. Budget |
|----------------------|----------------------|----------------------|----------------------|--------------|----------------------|----------------------|-----------------------|
| Property Tax         | \$ 14,141,424        | \$ 38,364            | \$ 72,733            | 89.6%        | \$ 14,141,424        | \$ 14,062,102        | 99.4%                 |
| Sales & Use Tax      | 24,738,000           | 1,985,675            | 2,303,997            | 16.0%        | 14,326,702           | 14,370,611           | 100.3%                |
| Other Taxes          | 8,724,000            | 569,268              | 727,804              | 27.8%        | 5,318,669            | 6,478,339            | 121.8%                |
| Franchise Fees       | 3,553,800            | 335,586              | 334,909              | -0.2%        | 2,062,684            | 2,135,747            | 103.5%                |
| Charges for Services | 1,026,352            | 50,245               | 45,135               | -10.2%       | 521,721              | 506,762              | 97.1%                 |
| Other Revenues       | 1,380,725            | 91,949               | 235,293              | 155.9%       | 943,081              | 1,366,360            | 144.9%                |
| Transfers In         | 1,388,550            | -                    | -                    | 0.0%         | 1,163,550            | 1,163,550            | 100.0%                |
| <b>Total</b>         | <b>\$ 54,952,851</b> | <b>\$ 3,071,087</b>  | <b>\$ 3,719,871</b>  | <b>21.1%</b> | <b>\$ 38,477,831</b> | <b>\$ 40,083,471</b> | <b>104.2%</b>         |

| Expenditure Type         | Total Annual Budget  | Current Month Budget | Current Month Actual | % Variance   | Year-to-Date Budget  | Year-to-Date Actual  | YTD Actual vs. Budget |
|--------------------------|----------------------|----------------------|----------------------|--------------|----------------------|----------------------|-----------------------|
| Personnel Services       | \$ 36,786,804        | \$ 2,320,803         | \$ 2,182,027         | -6.0%        | \$ 24,122,030        | \$ 23,694,472        | 98.2%                 |
| Materials and Supplies   | 1,573,985            | 166,650              | 157,013              | -5.8%        | 731,739              | 755,903              | 103.3%                |
| Contractual Services     | 11,306,186           | 1,289,396            | 677,360              | -47.5%       | 6,684,964            | 6,097,128            | 91.2%                 |
| Other Operating          | 1,927,189            | 10,767               | 12,557               | 16.6%        | 1,861,219            | 1,861,833            | 100.0%                |
| Departmental Allocations | (5,877,193)          | (489,767)            | (489,767)            | 0.0%         | (3,428,369)          | (3,428,369)          | 100.0%                |
| Capital                  | 312,730              | 25,958               | 2,293                | -91.2%       | 181,706              | 87,569               | 48.2%                 |
| Transfers Out            | 8,625,218            | 4,816,836            | 4,876,946            | 1.2%         | 8,541,887            | 8,565,417            | 100.3%                |
| <b>Total</b>             | <b>\$ 54,654,919</b> | <b>\$ 8,140,643</b>  | <b>\$ 7,418,429</b>  | <b>-8.9%</b> | <b>\$ 38,695,176</b> | <b>\$ 37,633,953</b> | <b>97.3%</b>          |

|                                    |            |                |                |  |              |              |  |
|------------------------------------|------------|----------------|----------------|--|--------------|--------------|--|
| Revenues Over/(Under) Expenditures | \$ 297,932 | \$ (5,069,556) | \$ (3,698,558) |  | \$ (217,345) | \$ 2,449,518 |  |
|------------------------------------|------------|----------------|----------------|--|--------------|--------------|--|





**City of St. Charles**  
**Monthly Financial Report / Summary**  
**Other Funds Summary**

|                            | Current<br>Annual<br>Budget | Current Month         |                     |            | Year-to-Date          |                      |            |
|----------------------------|-----------------------------|-----------------------|---------------------|------------|-----------------------|----------------------|------------|
|                            |                             | Budget                | Actual              | % Variance | Budget                | Actual               | % Variance |
| <b>ENTERPRISE FUNDS</b>    |                             |                       |                     |            |                       |                      |            |
| <b>Electric Fund</b>       |                             |                       |                     |            |                       |                      |            |
| <b>Revenues</b>            |                             |                       |                     |            |                       |                      |            |
| User Charges               | \$ 60,615,369               | \$ 4,401,774          | \$ 4,477,101        | 1.7%       | \$ 36,771,429         | \$ 36,945,788        | 0.5%       |
| Connection Fees            | 50,000                      | 10,109                | 3,200               | -68.3%     | 46,094                | 28,730               | -37.7%     |
| Reimbursement for Projects | 7,361,250                   | 718,403               | 710,870             | -1.0%      | 928,821               | 935,754              | 0.7%       |
| Investment Income          | 288,000                     | 22,094                | 86,165              | 290.0%     | 163,514               | 299,920              | 83.4%      |
| Other Revenues             | 722,898                     | 15,022                | 38,010              | 153.0%     | 601,920               | 745,713              | 23.9%      |
| Transfers In               | 350,351                     | 16,667                | 10,607              | -36.4%     | 267,016               | 264,406              | -1.0%      |
| <b>Total Revenues</b>      | <b>\$ 69,387,868</b>        | <b>\$ 5,184,069</b>   | <b>\$ 5,325,953</b> |            | <b>\$ 38,778,794</b>  | <b>\$ 39,220,311</b> |            |
| <b>Expenditures</b>        |                             |                       |                     |            |                       |                      |            |
| Personnel Services         | \$ 4,212,967                | \$ 325,795            | \$ 276,538          | -15.1%     | \$ 2,446,022          | \$ 2,013,752         | -17.7%     |
| Commodities                | 252,300                     | 23,535                | 15,653              | -33.5%     | 132,348               | 110,252              | -16.7%     |
| Contractual Services       | 44,926,911                  | 3,517,808             | 3,228,512           | -8.2%      | 27,149,242            | 26,047,601           | -4.1%      |
| Other Operating            | 5,523,499                   | 411,640               | 402,389             | -2.2%      | 3,459,804             | 3,467,757            | 0.2%       |
| Capital                    | 11,363,906                  | 1,050,000             | 351,058             | -66.6%     | 2,397,000             | 1,243,118            | -48.1%     |
| Debt Service               | 1,524,518                   | 1,196,692             | 1,179,954           | -1.4%      | 1,388,274             | 1,388,269            | 0.0%       |
| Department Allocations     | 2,110,929                   | 175,911               | 175,911             | 0.0%       | 1,231,377             | 1,231,377            | 0.0%       |
| <b>Total Expenditures</b>  | <b>\$ 69,915,030</b>        | <b>\$ 6,701,381</b>   | <b>\$ 5,630,015</b> |            | <b>\$ 38,204,067</b>  | <b>\$ 35,502,126</b> |            |
| <b>Excess (Deficiency)</b> | <b>\$ (527,162)</b>         | <b>\$ (1,517,312)</b> | <b>\$ (304,062)</b> |            | <b>\$ 574,727</b>     | <b>\$ 3,718,185</b>  |            |
| <b>Water Fund</b>          |                             |                       |                     |            |                       |                      |            |
| <b>Revenues</b>            |                             |                       |                     |            |                       |                      |            |
| User Charges               | \$ 8,925,392                | \$ 662,767            | \$ 664,349          | 0.2%       | \$ 5,730,849          | \$ 5,557,208         | -3.0%      |
| Connection Fees            | 150,000                     | 12,495                | 4,050               | -67.6%     | 87,465                | 79,938               | -8.6%      |
| IEPA Loans                 | 5,032,300                   | -                     | -                   | 0.0%       | -                     | -                    | 0.0%       |
| Other Revenues             | 317,626                     | 29,075                | 44,500              | 53.1%      | 251,989               | 294,324              | 16.8%      |
| Transfers In               | 58,831                      | -                     | -                   | 0.0%       | 58,831                | 58,831               | 0.0%       |
| <b>Total Revenues</b>      | <b>\$ 14,484,149</b>        | <b>\$ 704,337</b>     | <b>\$ 712,899</b>   |            | <b>\$ 6,129,134</b>   | <b>\$ 5,990,301</b>  |            |
| <b>Expenditures</b>        |                             |                       |                     |            |                       |                      |            |
| Personnel Services         | \$ 1,640,482                | \$ 126,491            | \$ 140,831          | 11.3%      | \$ 947,658            | \$ 981,871           | 3.6%       |
| Commodities                | 777,973                     | 41,875                | 36,160              | -13.6%     | 475,332               | 448,841              | -5.6%      |
| Contractual Services       | 2,171,941                   | 174,369               | 177,361             | 1.7%       | 882,237               | 889,024              | 0.8%       |
| Other Operating            | 194,118                     | 6,065                 | 6,155               | 1.5%       | 162,932               | 153,936              | -5.5%      |
| Capital                    | 9,673,991                   | 768,000               | 237,312             | -69.1%     | 2,470,050             | 1,267,556            | -48.7%     |
| Debt Service               | 1,883,588                   | 896,814               | 895,749             | -0.1%      | 1,469,983             | 1,468,915            | -0.1%      |
| Department Allocations     | 1,587,327                   | 132,277               | 132,278             | 0.0%       | 925,942               | 925,946              | 0.0%       |
| <b>Total Expenditures</b>  | <b>\$ 17,929,420</b>        | <b>\$ 2,145,891</b>   | <b>\$ 1,625,846</b> |            | <b>\$ 7,334,134</b>   | <b>\$ 6,136,089</b>  |            |
| <b>Excess (Deficiency)</b> | <b>\$ (3,445,271)</b>       | <b>\$ (1,441,554)</b> | <b>\$ (912,947)</b> |            | <b>\$ (1,205,000)</b> | <b>\$ (145,788)</b>  |            |
| <b>Wastewater Fund</b>     |                             |                       |                     |            |                       |                      |            |
| <b>Revenues</b>            |                             |                       |                     |            |                       |                      |            |
| User Charges               | \$ 12,122,154               | \$ 981,360            | \$ 958,202          | -2.4%      | \$ 7,167,882          | \$ 7,052,398         | -1.6%      |
| Connection Fees            | 200,000                     | 16,660                | 4,560               | -72.6%     | 116,620               | 97,205               | -16.6%     |
| ARPA Funding               | 4,470,798                   | 659,307               | 659,307             | 0.0%       | 2,894,706             | 2,980,174            | 3.0%       |
| IEPA Loans                 | 15,316,705                  | 2,071,421             | 2,071,421           | 0.0%       | 4,900,597             | 5,061,155            | 3.3%       |
| Other Revenues             | 321,504                     | 6,592                 | 56,329              | 754.5%     | 229,407               | 347,033              | 51.3%      |
| Transfers In               | 201,289                     | -                     | -                   | 0.0%       | 201,289               | 91,515               | -54.5%     |
| <b>Total Revenues</b>      | <b>\$ 32,632,450</b>        | <b>\$ 3,735,340</b>   | <b>\$ 3,749,819</b> |            | <b>\$ 15,510,501</b>  | <b>\$ 15,629,480</b> |            |
| <b>Expenditures</b>        |                             |                       |                     |            |                       |                      |            |
| Personnel Services         | \$ 2,211,463                | \$ 170,631            | \$ 151,081          | -11.5%     | \$ 1,285,228          | \$ 1,101,761         | -14.3%     |
| Commodities                | 586,434                     | 40,480                | 69,116              | 70.7%      | 329,745               | 253,712              | -23.1%     |
| Contractual Services       | 2,820,831                   | 236,601               | 265,109             | 12.0%      | 1,492,034             | 1,258,958            | -15.6%     |
| Other Operating            | 245,452                     | 2,517                 | 1,896               | -24.7%     | 234,730               | 285,811              | 21.8%      |
| Capital                    | 25,550,820                  | 2,000,000             | 1,703,080           | -14.8%     | 10,000,000            | 9,713,789            | -2.9%      |
| Debt Service               | 3,947,277                   | 1,585,703             | 1,585,711           | 0.0%       | 2,884,618             | 2,896,858            | 0.4%       |
| Department Allocations     | 1,637,541                   | 139,744               | 136,462             | -2.3%      | 955,234               | 955,234              | 0.0%       |

**City of St. Charles**  
**Monthly Financial Report / Summary**  
**Other Funds Summary**

|                            | Current<br>Annual<br>Budget | Current Month       |                     |            | Year-to-Date          |                      |            |
|----------------------------|-----------------------------|---------------------|---------------------|------------|-----------------------|----------------------|------------|
|                            |                             | Budget              | Actual              | % Variance | Budget                | Actual               | % Variance |
| <b>Total Expenditures</b>  | <b>\$ 36,999,818</b>        | <b>\$ 4,175,676</b> | <b>\$ 3,912,455</b> |            | <b>\$ 17,181,589</b>  | <b>\$ 16,466,123</b> |            |
| <b>Excess (Deficiency)</b> | <b>\$ (4,367,368)</b>       | <b>\$ (440,336)</b> | <b>\$ (162,636)</b> |            | <b>\$ (1,671,088)</b> | <b>\$ (836,643)</b>  |            |

| <b>Refuse Fund</b>         |                     |                  |                  |        |                   |                   |        |
|----------------------------|---------------------|------------------|------------------|--------|-------------------|-------------------|--------|
| <b>Revenues</b>            |                     |                  |                  |        |                   |                   |        |
| User Charges               | \$ 527,500          | \$ 44,092        | \$ 44,196        | 0.2%   | \$ 307,695        | \$ 308,991        | 0.4%   |
| Other Revenues             | 17,550              | 9,089            | 9,559            | 5.2%   | 13,956            | 17,016            | 21.9%  |
| Transfers In               | 105,000             | -                | -                | 0.0%   | 105,000           | 105,000           | 0.0%   |
| <b>Total Revenues</b>      | <b>\$ 650,050</b>   | <b>\$ 53,181</b> | <b>\$ 53,755</b> |        | <b>\$ 426,651</b> | <b>\$ 431,007</b> |        |
| <b>Expenditures</b>        |                     |                  |                  |        |                   |                   |        |
| Commodities                | \$ 4,000            | \$ -             | \$ -             | 0.0%   | \$ 3,540          | \$ 3,540          | 0.0%   |
| Contractual Services       | 667,600             | 7,886            | 23,098           | 192.9% | 265,776           | 159,417           | -40.0% |
| Allocated Costs            | 118,117             | 9,804            | 9,843            | 0.4%   | 68,628            | 68,901            | 0.4%   |
| <b>Total Expenditures</b>  | <b>\$ 789,717</b>   | <b>\$ 17,690</b> | <b>\$ 32,941</b> |        | <b>\$ 337,944</b> | <b>\$ 231,858</b> |        |
| <b>Excess (Deficiency)</b> | <b>\$ (139,667)</b> | <b>\$ 35,491</b> | <b>\$ 20,814</b> |        | <b>\$ 88,707</b>  | <b>\$ 199,149</b> |        |

**TAX INCREMENT FINANCING DISTRICT FUNDS**

| <b>TIF 2 - Foundry Business Park Fund</b> |                     |                     |                     |      |                     |                       |        |
|---|---------------------|---------------------|---------------------|------|---------------------|-----------------------|--------|
| Revenues                                  | \$ -                | \$ -                | \$ -                | 0.0% | \$ -                | \$ 1,822              | 100.0% |
| Expenditures                              | 894,135             | 894,135             | 979,575             | 9.6% | 894,135             | 1,252,252             | 40.1%  |
| <b>Excess (Deficiency)</b>                | <b>\$ (894,135)</b> | <b>\$ (894,135)</b> | <b>\$ (979,575)</b> |      | <b>\$ (894,135)</b> | <b>\$ (1,250,430)</b> |        |

| <b>TIF 3 - St. Charles Mall Fund</b> |                   |                     |                     |        |                   |                   |       |
|--------------------------------------|-------------------|---------------------|---------------------|--------|-------------------|-------------------|-------|
| Revenues                             | \$ 591,500        | \$ -                | \$ 639              | 100.0% | \$ 591,400        | \$ 933,241        | 57.8% |
| Expenditures                         | 219,863           | 217,713             | 217,658             | 0.0%   | 219,863           | 219,808           | 0.0%  |
| <b>Excess (Deficiency)</b>           | <b>\$ 371,637</b> | <b>\$ (217,713)</b> | <b>\$ (217,019)</b> |        | <b>\$ 371,537</b> | <b>\$ 713,433</b> |       |

| <b>TIF 4 - Fist St. Development Fund</b> |             |                     |                     |        |               |                    |       |
|--|-------------|---------------------|---------------------|--------|---------------|--------------------|-------|
| Revenues                                 | \$ 477,325  | \$ 100              | \$ 409              | 309.0% | \$ 476,725    | \$ 461,773         | -3.1% |
| Expenditures                             | 477,325     | 444,075             | 444,018             | 0.0%   | 475,925       | 475,868            | 0.0%  |
| <b>Excess (Deficiency)</b>               | <b>\$ -</b> | <b>\$ (443,975)</b> | <b>\$ (443,609)</b> |        | <b>\$ 800</b> | <b>\$ (14,095)</b> |       |

| <b>TIF 5 - St. Charles Manufacturing Fund</b> |                 |                     |                     |        |                 |                  |        |
|---|-----------------|---------------------|---------------------|--------|-----------------|------------------|--------|
| Revenues                                      | \$ 210,850      | \$ -                | \$ 26,129           | 100.0% | \$ 210,800      | \$ 210,656       | -0.1%  |
| Expenditures                                  | 211,313         | 211,313             | 177,704             | -15.9% | 211,313         | 184,604          | -12.6% |
| <b>Excess (Deficiency)</b>                    | <b>\$ (463)</b> | <b>\$ (211,313)</b> | <b>\$ (151,575)</b> |        | <b>\$ (513)</b> | <b>\$ 26,052</b> |        |

| <b>TIF 6 - Lexington Club Fund</b> |                    |                 |                 |        |                   |                  |        |
|------------------------------------|--------------------|-----------------|-----------------|--------|-------------------|------------------|--------|
| Revenues                           | \$ 18,080          | \$ 2,522        | \$ 62           | -97.5% | \$ 18,070         | \$ 20,039        | 10.9%  |
| Expenditures                       | 111,329            | -               | 451             | 100.0% | 25,000            | 451              | -98.2% |
| <b>Excess (Deficiency)</b>         | <b>\$ (93,249)</b> | <b>\$ 2,522</b> | <b>\$ (389)</b> |        | <b>\$ (6,930)</b> | <b>\$ 19,588</b> |        |

| <b>TIF 7 - Downtown Fund</b> |                   |                     |                     |         |                   |                   |       |
|------------------------------|-------------------|---------------------|---------------------|---------|-------------------|-------------------|-------|
| Revenues                     | \$ 980,400        | \$ 40               | \$ 767              | 1817.5% | \$ 980,200        | \$ 1,090,101      | 11.2% |
| Expenditures                 | 818,349           | 272,357             | 304,096             | 11.7%   | 518,349           | 518,238           | 0.0%  |
| <b>Excess (Deficiency)</b>   | <b>\$ 162,051</b> | <b>\$ (272,317)</b> | <b>\$ (303,329)</b> |         | <b>\$ 461,851</b> | <b>\$ 571,863</b> |       |

**MOTOR FUEL TAX FUND**

| <b>Motor Fuel Tax Fund</b> |                     |                   |                   |        |                     |                     |        |
|----------------------------|---------------------|-------------------|-------------------|--------|---------------------|---------------------|--------|
| Revenues                   | \$ 1,744,176        | \$ 174,506        | \$ 123,205        | -29.4% | \$ 1,193,454        | \$ 1,189,317        | -0.3%  |
| Expenditures               | 2,350,000           | -                 | -                 | 0.0%   | 1,880,000           | 1,540,907           | -18.0% |
| <b>Excess (Deficiency)</b> | <b>\$ (605,824)</b> | <b>\$ 174,506</b> | <b>\$ 123,205</b> |        | <b>\$ (686,546)</b> | <b>\$ (351,590)</b> |        |

**City of St. Charles**  
**Monthly Financial Report / Summary**  
**Other Funds Summary**

|  | Current<br>Annual<br>Budget | Current Month       |                     |            | Year-to-Date        |                     |            |
|--|-----------------------------|---------------------|---------------------|------------|---------------------|---------------------|------------|
|  |                             | Budget              | Actual              | % Variance | Budget              | Actual              | % Variance |
| <b>CAPITAL PROJECT FUNDS</b>                         |                             |                     |                     |            |                     |                     |            |
| <b>Capital Projects Fund</b>                         |                             |                     |                     |            |                     |                     |            |
| Revenues   | \$ 2,405,037                | \$ 28,152           | \$ 173,748          | 517.2%     | \$ 2,250,717        | \$ 2,559,961        | 13.7%      |
| Expenditures   | 4,556,537                   | 555,720             | 530,973             | -4.5%      | 1,685,822           | 1,863,420           | 10.5%      |
| <b>Excess (Deficiency)</b>                           | <b>\$ (2,151,500)</b>       | <b>\$ (527,568)</b> | <b>\$ (357,225)</b> |            | <b>\$ 564,895</b>   | <b>\$ 696,541</b>   |            |
| <b>Central Downtown (TIF 7) Capital Project Fund</b> |                             |                     |                     |            |                     |                     |            |
| Revenues   | \$ 300,000                  | \$ -                | \$ 1,679            | 100.0%     | \$ -                | \$ 6,881            | 100.0%     |
| Expenditures   | 149,659                     | 218                 | -                   | -100.0%    | 935                 | -                   | -100.0%    |
| <b>Excess (Deficiency)</b>                           | <b>\$ 150,341</b>           | <b>\$ (218)</b>     | <b>\$ 1,679</b>     |            | <b>\$ (935)</b>     | <b>\$ 6,881</b>     |            |
| <b>Central Downtown (TIF 7) 1st Street Plaza</b>     |                             |                     |                     |            |                     |                     |            |
| Revenues   | \$ -                        | \$ -                | \$ 52               | 100.0%     | \$ -                | \$ 1,983            | 100.0%     |
| Expenditures   | -                           | -                   | -                   | 0.0%       | -                   | 53,132              | 100.0%     |
| <b>Excess (Deficiency)</b>                           | <b>\$ -</b>                 | <b>\$ -</b>         | <b>\$ 52</b>        |            | <b>\$ -</b>         | <b>\$ (51,149)</b>  |            |
| <b>REPLACEMENT FUND</b>                              |                             |                     |                     |            |                     |                     |            |
| <b>Equipment Replacement</b>                         |                             |                     |                     |            |                     |                     |            |
| Revenues   | \$ 406,747                  | \$ 1,627            | \$ 1,812            | 11.4%      | \$ 401,052          | \$ 405,980          | 1.2%       |
| Expenditures   | 100,000                     | 100,000             | 109,676             | 100.0%     | 100,000             | 118,249             | 100.0%     |
| <b>Excess (Deficiency)</b>                           | <b>\$ 306,747</b>           | <b>\$ (98,373)</b>  | <b>\$ (107,864)</b> |            | <b>\$ 301,052</b>   | <b>\$ 287,731</b>   |            |
| <b>DEBT SERVICE FUNDS</b>                            |                             |                     |                     |            |                     |                     |            |
| <b>Debt Service</b>                                  |                             |                     |                     |            |                     |                     |            |
| <b>Revenues</b>                                      |                             |                     |                     |            |                     |                     |            |
| Sales & Use Tax                                      | \$ 1,100,000                | \$ 92,990           | \$ 274,925          | 195.7%     | \$ 649,050          | \$ 1,177,671        | 81.4%      |
| Other Revenues                                       | 5,000                       | 224                 | 6,911               | 2985.3%    | 2,102               | 20,482              | 874.4%     |
| Transfers In   | 7,931,863                   | 6,681,956           | 6,681,953           | 0.0%       | 7,931,863           | 7,931,860           | 0.0%       |
| <b>Total Revenues</b>                                | <b>\$ 9,036,863</b>         | <b>\$ 6,775,170</b> | <b>\$ 6,963,789</b> |            | <b>\$ 8,583,015</b> | <b>\$ 9,130,013</b> |            |
| <b>Expenditures</b>                                  |                             |                     |                     |            |                     |                     |            |
| Debt Service   | \$ 8,893,463                | \$ 6,681,956        | \$ 6,681,951        | 0.0%       | \$ 7,985,163        | \$ 7,985,156        | 0.0%       |
| Contractual Services                                 | 4,300                       | 2,649               | 2,500               | -5.6%      | 3,543               | 2,500               | -29.4%     |
| <b>Total Expenditures</b>                            | <b>\$ 8,897,763</b>         | <b>\$ 6,684,605</b> | <b>\$ 6,684,451</b> |            | <b>\$ 7,988,706</b> | <b>\$ 7,987,656</b> |            |
| <b>Excess (Deficiency)</b>                           | <b>\$ 139,100</b>           | <b>\$ 90,565</b>    | <b>\$ 279,338</b>   |            | <b>\$ 594,309</b>   | <b>\$ 1,142,357</b> |            |
| <b>INTERNAL SERVICE FUNDS</b>                        |                             |                     |                     |            |                     |                     |            |
| <b>Inventory</b>                                     |                             |                     |                     |            |                     |                     |            |
| Revenues   | \$ 3,993,014                | \$ 474,309          | \$ 283,034          | -40.3%     | \$ 2,106,666        | \$ 1,492,039        | -29.2%     |
| Expenditures   | 3,913,619                   | 496,117             | 281,143             | -43.3%     | 2,065,930           | 1,557,802           | -24.6%     |
| <b>Excess (Deficiency)</b>                           | <b>\$ 79,395</b>            | <b>\$ (21,808)</b>  | <b>\$ 1,891</b>     |            | <b>\$ 40,736</b>    | <b>\$ (65,763)</b>  |            |
| <b>Fleet Services</b>                                |                             |                     |                     |            |                     |                     |            |
| Revenues   | \$ 3,097,455                | \$ 89,787           | \$ 116,293          | 29.5%      | \$ 2,349,706        | \$ 2,477,339        | 5.4%       |
| Expenditures   | 1,819,640                   | 85,803              | 73,885              | -13.9%     | 657,333             | 2,443,040           | 271.7%     |
| <b>Excess (Deficiency)</b>                           | <b>\$ 1,277,815</b>         | <b>\$ 3,984</b>     | <b>\$ 42,408</b>    |            | <b>\$ 1,692,373</b> | <b>\$ 34,299</b>    |            |
| <b>Health Insurance</b>                              |                             |                     |                     |            |                     |                     |            |
| Revenues   | \$ 5,295,085                | \$ 414,267          | \$ 428,128          | 3.3%       | \$ 3,084,077        | \$ 3,124,748        | 1.3%       |
| Expenditures   | 6,780,282                   | 472,813             | 427,906             | -9.5%      | 4,607,693           | 4,811,507           | 4.4%       |

**City of St. Charles**  
**Monthly Financial Report / Summary**  
**Other Funds Summary**

|                     | Current<br>Annual<br>Budget | Current Month |        |            | Year-to-Date   |                |            |
|---------------------|-----------------------------|---------------|--------|------------|----------------|----------------|------------|
|                     |                             | Budget        | Actual | % Variance | Budget         | Actual         | % Variance |
| Excess (Deficiency) | \$ (1,485,197)              | \$ (58,546)   | \$ 222 |            | \$ (1,523,616) | \$ (1,686,759) |            |

| Workers Compensation & Liability |              |             |              |        |            |              |       |
|----------------------------------|--------------|-------------|--------------|--------|------------|--------------|-------|
| Revenues                         | \$ 1,005,000 | \$ 8,243    | \$ 21,629    | 162.4% | \$ 964,866 | \$ 1,005,869 | 4.2%  |
| Expenditures                     | 1,154,837    | 69,737      | 179,321      | 157.1% | 622,742    | 685,193      | 10.0% |
| Excess (Deficiency)              | \$ (149,837) | \$ (61,494) | \$ (157,692) |        | \$ 342,124 | \$ 320,676   |       |

| Communications      |             |             |             |        |              |             |        |
|---------------------|-------------|-------------|-------------|--------|--------------|-------------|--------|
| Revenues            | \$ 837,142  | \$ 2,692    | \$ 2,506    | -6.9%  | \$ 132,326   | \$ 131,701  | -0.5%  |
| Expenditures        | 923,038     | 24,183      | 12,677      | -47.6% | 274,845      | 221,077     | -19.6% |
| Excess (Deficiency) | \$ (85,896) | \$ (21,491) | \$ (10,171) |        | \$ (142,519) | \$ (89,376) |        |

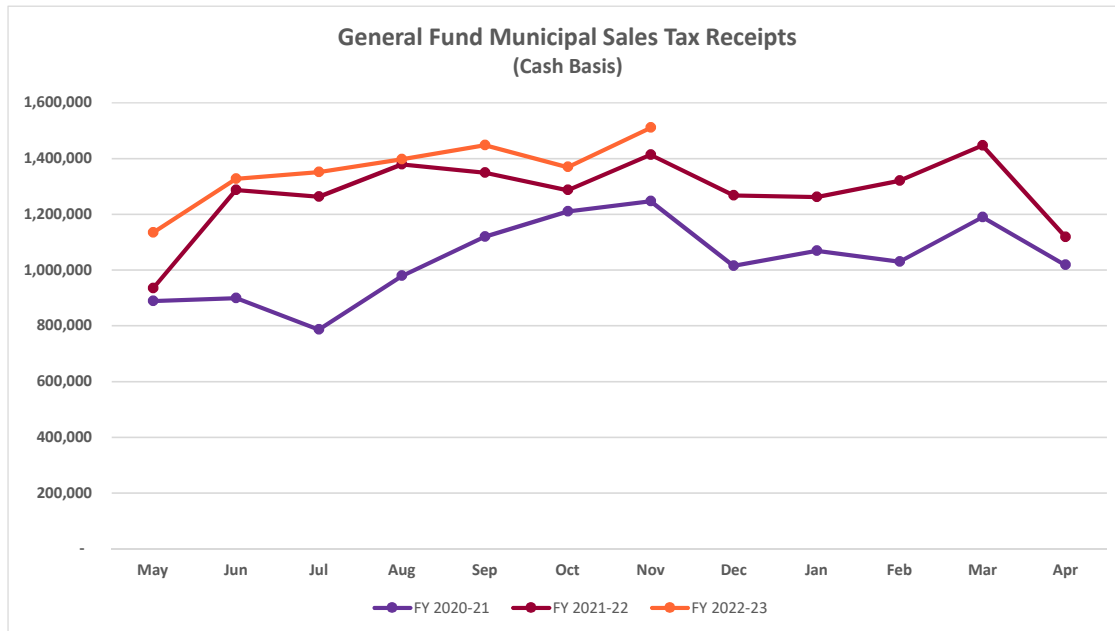
**City of St. Charles**  
**Monthly Financial Report / General Fund Revenue**  
**Municipal 1% Sales Tax Revenue**

FY 2022-23 Budget:

**\$ 16,215,000**

Percentage of General Fund Revenues:

**29.5%**



| <u>Liability</u> | <u>Disbursement</u> | Actual            | Actual            | Percent<br>Change | Actual           | Percent | Budget           | Budget   | Percent<br>Variance |
|------------------|---------------------|-------------------|-------------------|-------------------|------------------|---------|------------------|----------|---------------------|
|                  |                     | FY 2020-21        | FY 2021-22        |                   | FY 2022-23       | Change  | FY 2022-23       | Variance |                     |
| February         | May                 | 889,227           | 934,336           | 5.1%              | 1,133,874        | 21.4%   | 1,133,406        | 468      | 0.0%                |
| March            | June                | 899,522           | 1,287,014         | 43.1%             | 1,327,445        | 3.1%    | 1,402,598        | (75,153) | -5.4%               |
| April            | July                | 786,119           | 1,262,466         | 60.6%             | 1,351,542        | 7.1%    | 1,437,738        | (86,196) | -6.0%               |
| May              | August              | 978,935           | 1,378,540         | 40.8%             | 1,396,924        | 1.3%    | 1,469,079        | (72,155) | -4.9%               |
| June             | September           | 1,119,384         | 1,349,223         | 20.5%             | 1,447,582        | 7.3%    | 1,418,280        | 29,302   | 2.1%                |
| July             | October             | 1,209,937         | 1,286,485         | 6.3%              | 1,369,152        | 6.4%    | 1,311,794        | 57,358   | 4.4%                |
| August           | November            | 1,246,674         | 1,413,533         | 13.4%             | 1,510,600        | 6.9%    | 1,270,168        | 240,432  | 18.9%               |
| September        | December            | 1,015,096         | 1,268,068         | 24.9%             |                  |         |                  |          |                     |
| October          | January             | 1,069,092         | 1,262,049         | 18.0%             |                  |         |                  |          |                     |
| November         | February            | 1,029,921         | 1,319,971         | 28.2%             |                  |         |                  |          |                     |
| December         | March               | 1,189,767         | 1,446,954         | 21.6%             |                  |         |                  |          |                     |
| January          | April               | 1,017,975         | 1,118,215         | 9.8%              |                  |         |                  |          |                     |
|                  | <b>Total</b>        | <b>12,451,649</b> | <b>15,326,854</b> |                   | <b>9,537,119</b> |         | <b>9,443,063</b> |          |                     |

**Note** - The amounts above include the sales tax revenue pledged to pay the principal and interest due on the Series 2016 Senior Lien Limited Sales Tax Revenue Refunding Bonds.

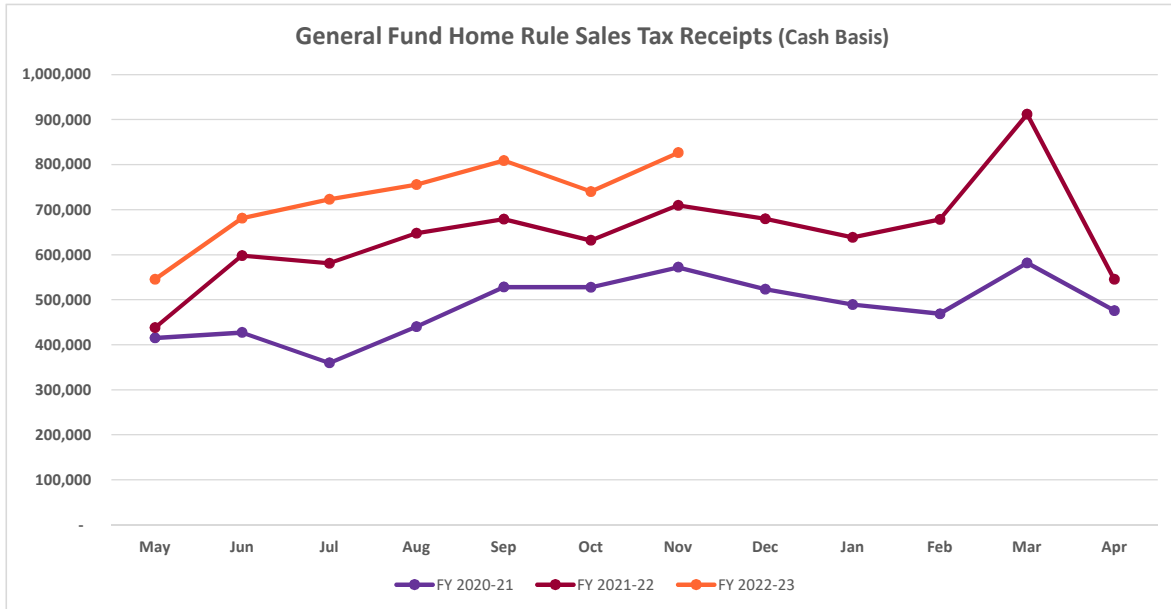
**City of St. Charles**  
**Monthly Financial Report / General Fund Revenue**  
**Home Rule 1% Sales Tax Revenue**

FY 2022-23 Budget:

**\$ 8,240,000**

Percentage of General Fund Revenues:

**15.0%**



| <u>Liability</u> | <u>Disbursement</u> | Actual           | Actual           | Percent | Actual           | Percent | Budget           | Budget   | Percent  |
|------------------|---------------------|------------------|------------------|---------|------------------|---------|------------------|----------|----------|
|                  |                     | FY 2020-21       | FY 2021-22       | Change  | FY 2022-23       | Change  | FY 2022-23       | Variance | Variance |
| February         | May                 | 415,215          | 437,810          | 5.4%    | 545,244          | 24.5%   | 565,792          | (20,548) | -3.6%    |
| March            | June                | 427,125          | 597,956          | 40.0%   | 681,414          | 14.0%   | 697,928          | (16,514) | -2.4%    |
| April            | July                | 359,595          | 580,918          | 61.5%   | 722,991          | 24.5%   | 699,312          | 23,679   | 3.4%     |
| May              | August              | 440,502          | 647,838          | 47.1%   | 755,994          | 16.7%   | 729,240          | 26,754   | 3.7%     |
| June             | September           | 528,111          | 679,307          | 28.6%   | 809,045          | 19.1%   | 698,752          | 110,293  | 15.8%    |
| July             | October             | 528,000          | 631,922          | 19.7%   | 740,120          | 17.1%   | 706,728          | 33,392   | 4.7%     |
| August           | November            | 572,221          | 709,819          | 24.0%   | 826,723          | 16.5%   | 697,104          | 129,619  | 18.6%    |
| September        | December            | 523,308          | 680,055          | 30.0%   |                  |         |                  |          |          |
| October          | January             | 489,406          | 638,791          | 30.5%   |                  |         |                  |          |          |
| November         | February            | 468,586          | 678,451          | 44.8%   |                  |         |                  |          |          |
| December         | March               | 581,808          | 912,078          | 56.8%   |                  |         |                  |          |          |
| January          | April               | 475,762          | 545,228          | 14.6%   |                  |         |                  |          |          |
|                  | <b>Total</b>        | <b>5,809,639</b> | <b>7,740,173</b> |         | <b>5,081,531</b> |         | <b>4,794,856</b> |          |          |

**Notes:**

The 1% home rule sales tax revenue is not applicable to sales of food prepared for immediate consumption, drugs and titled vehicles.

The amounts above include the sales tax revenue pledged to pay the principal and interest due on the Series 2016 Senior Lien Limited Sales Tax Revenue Refunding Bonds.

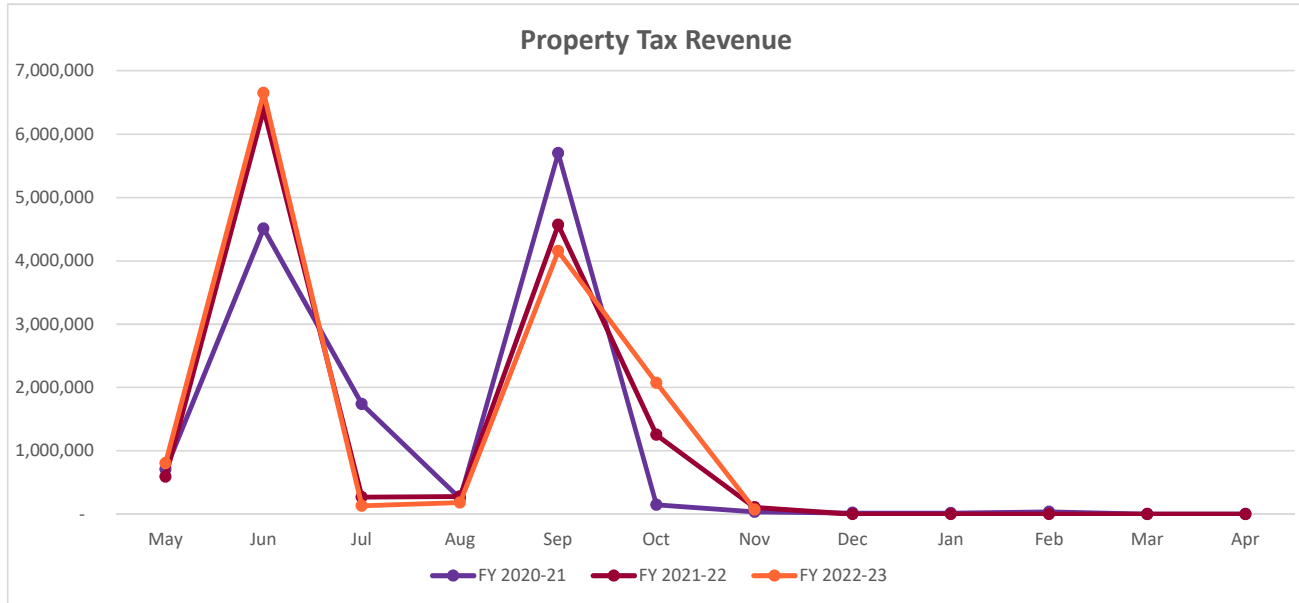
**City of St. Charles**  
**Monthly Financial Report / General Fund Revenue**  
**Property Taxes**

**FY 2022-23 Budget:**

**\$ 14,141,424**

**Percentage of General Fund Revenues:**

**25.7%**



| <b>Disbursement</b> | <b>Actual<br/>FY 2020-21</b> | <b>Actual<br/>FY 2021-22</b> | <b>Percent<br/>Change</b> | <b>Actual<br/>FY 2022-23</b> | <b>Percent<br/>Change</b> | <b>Budget<br/>FY 2022-23</b> | <b>Budget<br/>Variance</b> | <b>Percent<br/>Variance</b> |
|---------------------|------------------------------|------------------------------|---------------------------|------------------------------|---------------------------|------------------------------|----------------------------|-----------------------------|
| May                 | 707,228                      | 589,459                      | -16.7%                    | 805,400                      | 36.6%                     | 837,654                      | (32,254)                   | -3.9%                       |
| June                | 4,501,996                    | 6,390,064                    | 41.9%                     | 6,646,309                    | 4.0%                      | 6,595,931                    | 50,378                     | 0.8%                        |
| July                | 1,736,523                    | 266,973                      | -84.6%                    | 132,928                      | -50.2%                    | 168,319                      | (35,391)                   | -21.0%                      |
| August              | 246,477                      | 278,408                      | 13.0%                     | 183,783                      | -34.0%                    | 261,097                      | (77,314)                   | -29.6%                      |
| September           | 5,696,582                    | 4,564,047                    | -19.9%                    | 4,148,327                    | -9.1%                     | 4,135,015                    | 13,312                     | 0.3%                        |
| October             | 147,408                      | 1,250,673                    | 748.4%                    | 2,072,622                    | 65.7%                     | 2,105,044                    | (32,422)                   | -1.5%                       |
| November            | 36,072                       | 108,492                      | 200.8%                    | 72,733                       | -33.0%                    | 38,364                       | 34,369                     | 89.6%                       |
| December            | 18,460                       | -                            | -100.0%                   |                              |                           |                              |                            |                             |
| January             | 15,148                       | -                            | -100.0%                   |                              |                           |                              |                            |                             |
| February            | 34,019                       | -                            | -100.0%                   |                              |                           |                              |                            |                             |
| March               | -                            | -                            |                           |                              |                           |                              |                            |                             |
| April               | -                            | -                            |                           |                              |                           |                              |                            |                             |
|                     | <b>13,139,913</b>            | <b>13,448,116</b>            |                           | <b>14,062,102</b>            |                           | <b>14,141,424</b>            | <b>(79,322)</b>            |                             |

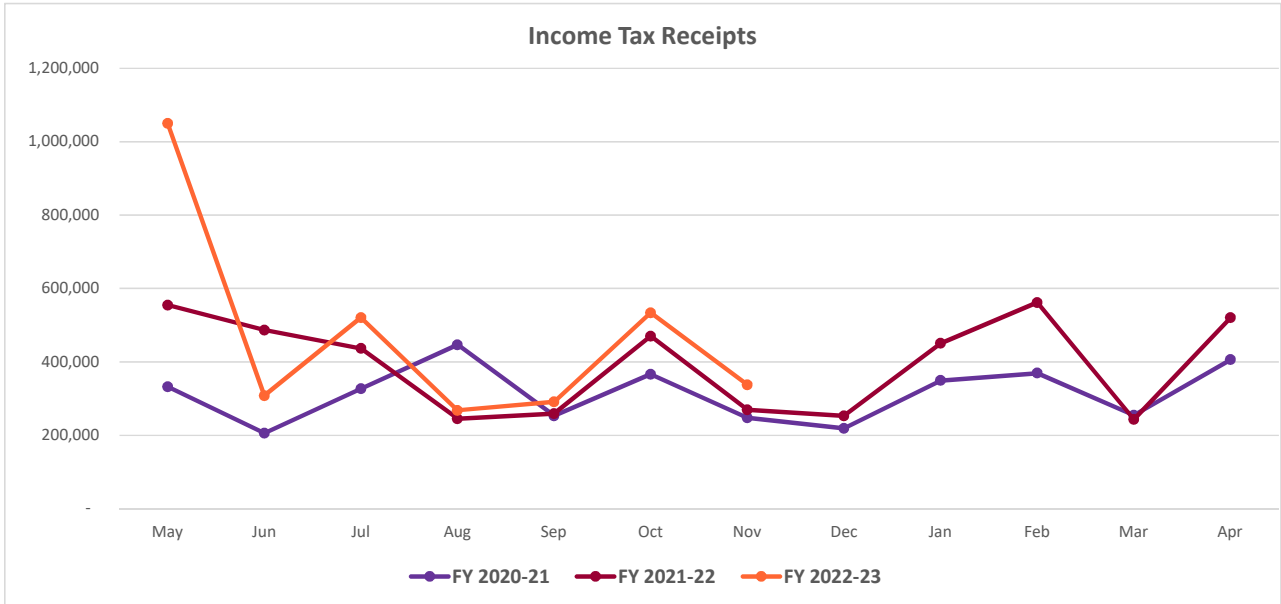
**City of St. Charles**  
**Monthly Financial Report / General Fund Revenue**  
**State Shared Income Tax Revenue**

**FY 2022-23 Budget:**

**\$ 4,300,000**

**Percentage of General Fund Revenues:**

**7.8%**



| <u>Disbursement</u> | <u>Actual<br/>FY 2020-21</u> | <u>Actual<br/>FY 2021-22</u> | <u>Percent<br/>Change</u> | <u>Actual<br/>FY 2022-23</u> | <u>Percent<br/>Change</u> | <u>Budget<br/>FY 2022-23</u> | <u>Budget<br/>Variance</u> | <u>Percent<br/>Variance</u> |
|---------------------|------------------------------|------------------------------|---------------------------|------------------------------|---------------------------|------------------------------|----------------------------|-----------------------------|
| May                 | 332,445                      | 554,856                      | 66.9%                     | 1,050,063                    | 89.2%                     | 578,564                      | 471,499                    | 81.5%                       |
| June                | 205,920                      | 486,830                      | 136.4%                    | 308,462                      | -36.6%                    | 308,174                      | 288                        | 0.1%                        |
| July                | 326,993                      | 436,730                      | 33.6%                     | 520,737                      | 19.2%                     | 371,971                      | 148,766                    | 40.0%                       |
| August              | 447,069                      | 245,231                      | -45.1%                    | 268,209                      | 9.4%                      | 234,245                      | 33,964                     | 14.5%                       |
| September           | 253,315                      | 258,977                      | 2.2%                      | 291,471                      | 12.5%                     | 538,159                      | (246,688)                  | -45.8%                      |
| October             | 366,823                      | 470,622                      | 28.3%                     | 533,624                      | 13.4%                     | 317,280                      | 216,344                    | 68.2%                       |
| November            | 247,865                      | 269,787                      | 8.8%                      | 337,909                      | 25.3%                     | 231,959                      | 105,950                    | 45.7%                       |
| December            | 219,444                      | 253,159                      | 15.4%                     |                              |                           | -                            | -                          |                             |
| January             | 349,618                      | 450,736                      | 28.9%                     |                              |                           | -                            | -                          |                             |
| February            | 369,626                      | 562,026                      | 52.1%                     |                              |                           | -                            | -                          |                             |
| March               | 254,744                      | 243,606                      | -4.4%                     |                              |                           | -                            | -                          |                             |
| April               | 406,187                      | 520,430                      | 28.1%                     |                              |                           | -                            | -                          |                             |
|                     | <b>3,780,049</b>             | <b>4,752,990</b>             |                           | <b>3,310,475</b>             |                           | <b>2,580,352</b>             | <b>730,123</b>             |                             |



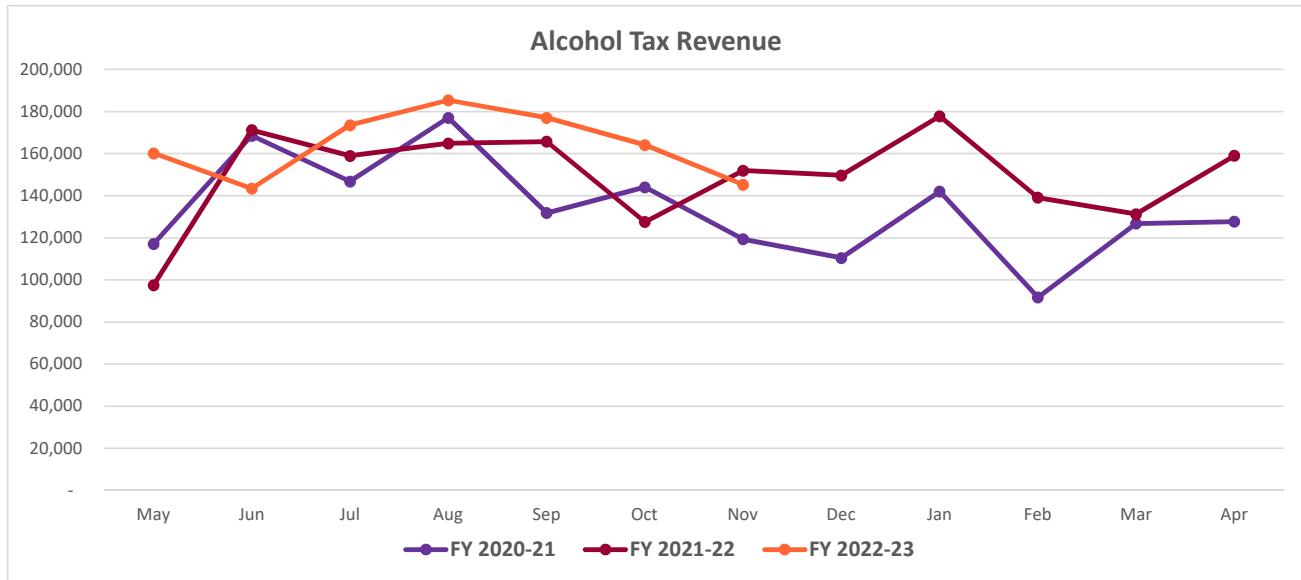
**City of St. Charles**  
**Monthly Financial Report / General Fund Revenue**  
**3% Local Alcohol Tax**

FY 2022-23 Budget:

**\$ 1,800,000**

Percentage of General Fund Revenues:

**3.3%**



| <u>Liability Period</u> | <u>Actual</u><br><u>FY 2020-21</u> | <u>Actual</u><br><u>FY 2021-22</u> | <u>Percent</u><br><u>Change</u> | <u>Actual</u><br><u>FY 2022-23</u> | <u>Percent</u><br><u>Change</u> | <u>Budget</u><br><u>FY 2022-23</u> | <u>Budget</u><br><u>Variance</u> | <u>Percent</u><br><u>Variance</u> |
|-------------------------|------------------------------------|------------------------------------|---------------------------------|------------------------------------|---------------------------------|------------------------------------|----------------------------------|-----------------------------------|
| May                     | 117,092                            | 97,476                             | -16.8%                          | 160,178                            | 64.3%                           | 151,459                            | 8,719                            | 5.8%                              |
| June                    | 168,498                            | 171,217                            | 1.6%                            | 143,384                            | -16.3%                          | 169,173                            | (25,789)                         | -15.2%                            |
| July                    | 146,758                            | 158,935                            | 8.3%                            | 173,516                            | 9.2%                            | 164,766                            | 8,750                            | 5.3%                              |
| August                  | 177,022                            | 164,869                            | -6.9%                           | 185,337                            | 12.4%                           | 198,743                            | (13,406)                         | -6.7%                             |
| September               | 131,845                            | 165,718                            | 25.7%                           | 177,052                            | 6.8%                            | 148,022                            | 29,030                           | 19.6%                             |
| October                 | 144,073                            | 127,533                            | -11.5%                          | 164,086                            | 28.7%                           | 161,751                            | 2,335                            | 1.4%                              |
| November                | 119,319                            | 151,927                            | 27.3%                           | 145,258                            | -4.4%                           | 133,959                            | 11,299                           | 8.4%                              |
| December                | 110,489                            | 149,687                            | 35.5%                           |                                    |                                 | -                                  | -                                |                                   |
| January                 | 141,963                            | 177,763                            | 25.2%                           |                                    |                                 | -                                  | -                                |                                   |
| February                | 91,678                             | 139,110                            | 51.7%                           |                                    |                                 | -                                  | -                                |                                   |
| March                   | 126,783                            | 131,264                            | 3.5%                            |                                    |                                 | -                                  | -                                |                                   |
| April                   | 127,756                            | 159,027                            | 24.5%                           |                                    |                                 | -                                  | -                                |                                   |
|                         | <b>1,603,276</b>                   | <b>1,794,526</b>                   |                                 | <b>1,148,811</b>                   |                                 | <b>1,127,873</b>                   | <b>20,938</b>                    |                                   |

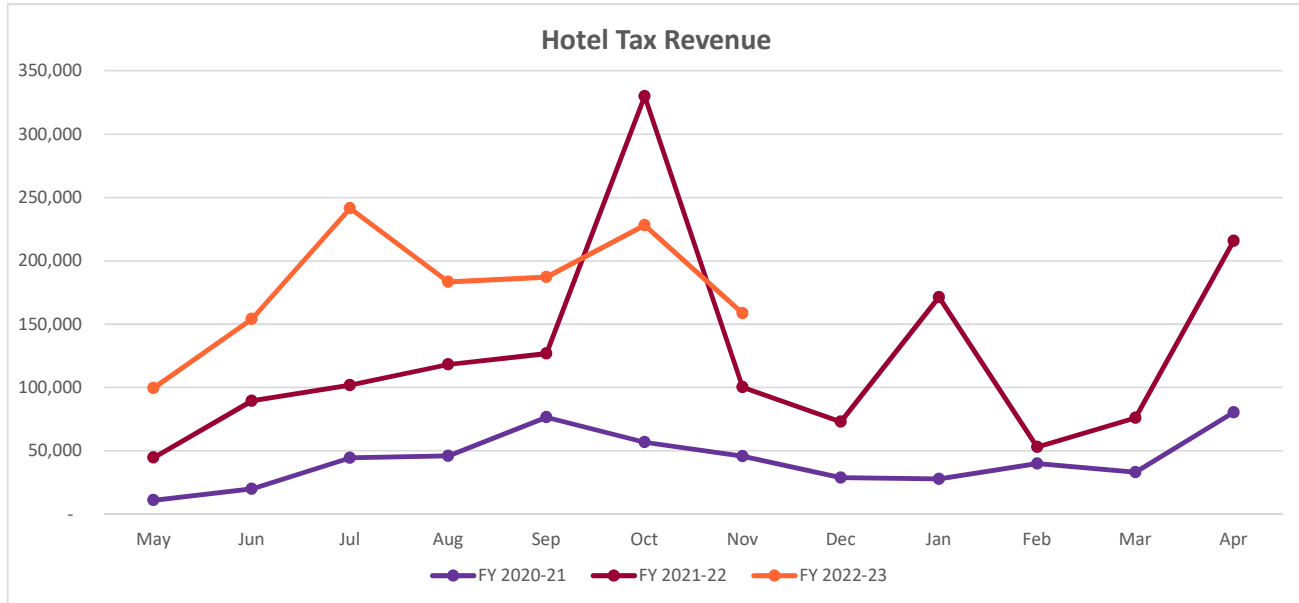
**City of St. Charles**  
**Monthly Financial Report / General Fund Revenue**  
**6% Local Hotel Tax**

FY 2022-23 Budget:

\$ 1,500,000

Percentage of General Fund Revenues:

2.7%

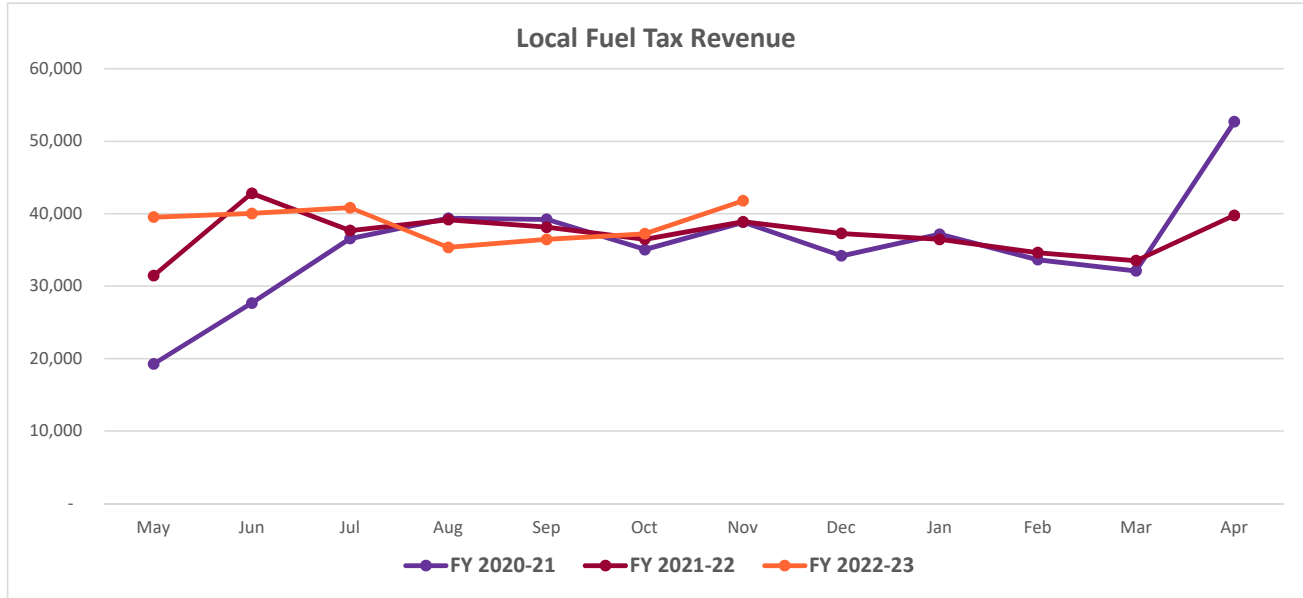


| <u>Disbursement</u> | <u>Actual<br/>FY 2020-21</u> | <u>Actual<br/>FY 2021-22</u> | <u>Percent<br/>Change</u> | <u>Actual<br/>FY 2022-23</u> | <u>Percent<br/>Change</u> | <u>Budget<br/>FY 2022-23</u> | <u>Budget<br/>Variance</u> | <u>Percent<br/>Variance</u> |
|---------------------|------------------------------|------------------------------|---------------------------|------------------------------|---------------------------|------------------------------|----------------------------|-----------------------------|
| May                 | 11,024                       | 44,623                       | 304.8%                    | 99,596                       | 123.2%                    | 106,650                      | (7,054)                    | -6.6%                       |
| June                | 20,026                       | 89,379                       | 346.3%                    | 154,015                      | 72.3%                     | 160,650                      | (6,635)                    | -4.1%                       |
| July                | 44,440                       | 101,762                      | 129.0%                    | 241,433                      | 137.3%                    | 138,000                      | 103,433                    | 75.0%                       |
| August              | 45,853                       | 118,152                      | 157.7%                    | 183,344                      | 55.2%                     | 133,200                      | 50,144                     | 37.6%                       |
| September           | 76,410                       | 126,638                      | 65.7%                     | 187,037                      | 47.7%                     | 140,850                      | 46,187                     | 32.8%                       |
| October             | 56,784                       | 329,771                      | 480.7%                    | 227,867                      | -30.9%                    | 162,900                      | 64,967                     | 39.9%                       |
| November            | 45,677                       | 100,173                      | 119.3%                    | 158,647                      | 58.4%                     | 122,250                      | 36,397                     | 29.8%                       |
| December            | 28,914                       | 73,070                       | 152.7%                    |                              |                           | -                            | -                          |                             |
| January             | 27,725                       | 171,290                      | 517.8%                    |                              |                           | -                            | -                          |                             |
| February            | 39,931                       | 53,104                       | 33.0%                     |                              |                           | -                            | -                          |                             |
| March               | 33,122                       | 76,119                       | 129.8%                    |                              |                           | -                            | -                          |                             |
| April               | 80,374                       | 215,684                      | 168.4%                    |                              |                           | -                            | -                          |                             |
|                     | <b>510,280</b>               | <b>1,499,765</b>             |                           | <b>1,251,939</b>             |                           | <b>964,500</b>               | <b>287,439</b>             |                             |

**City of St. Charles**  
**Monthly Financial Report**  
**Local Fuel Tax Revenue**

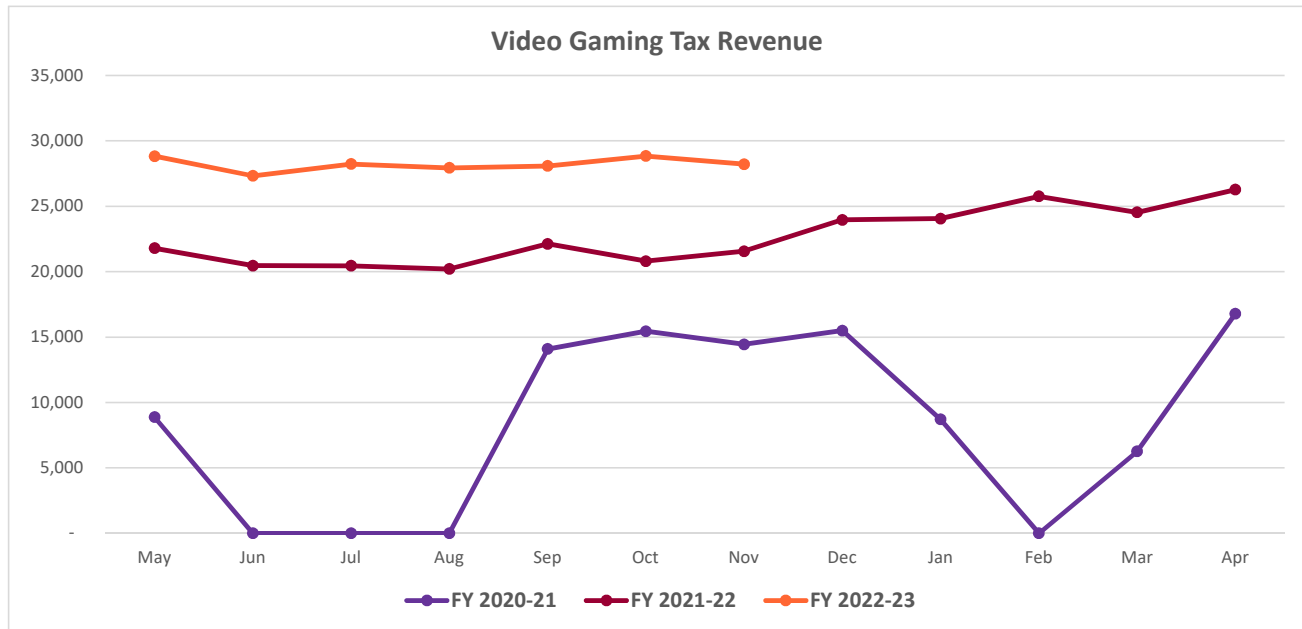
**FY 2022-23 Budget:** \$ 456,000

**Percentage of General Fund Revenues:** 0.8%



| <u>Liability Period</u> | <u>Actual</u><br><u>FY 2020-21</u> | <u>Actual</u><br><u>FY 2021-22</u> | <u>Percent</u><br><u>Change</u> | <u>Actual</u><br><u>FY 2022-23</u> | <u>Percent</u><br><u>Change</u> | <u>Budget</u><br><u>FY 2022-23</u> | <u>Budget</u><br><u>Variance</u> | <u>Percent</u><br><u>Variance</u> |
|-------------------------|------------------------------------|------------------------------------|---------------------------------|------------------------------------|---------------------------------|------------------------------------|----------------------------------|-----------------------------------|
| May                     | 19,256                             | 31,430                             | 63.2%                           | 39,516                             | 25.7%                           | 38,000                             | 1,516                            | 4.0%                              |
| June                    | 27,660                             | 42,812                             | 54.8%                           | 40,031                             | -6.5%                           | 38,000                             | 2,031                            | 5.3%                              |
| July                    | 36,577                             | 37,662                             | 3.0%                            | 40,835                             | 8.4%                            | 38,000                             | 2,835                            | 7.5%                              |
| August                  | 39,361                             | 39,176                             | -0.5%                           | 35,358                             | -9.7%                           | 38,000                             | (2,642)                          | -7.0%                             |
| September               | 39,210                             | 38,125                             | -2.8%                           | 36,449                             | -4.4%                           | 38,000                             | (1,551)                          | -4.1%                             |
| October                 | 35,046                             | 36,471                             | 4.1%                            | 37,223                             | 2.1%                            | 38,000                             | (777)                            | -2.0%                             |
| November                | 38,813                             | 38,883                             | 0.2%                            | 41,784                             | 7.5%                            | 38,000                             | 3,784                            | 10.0%                             |
| December                | 34,193                             | 37,270                             | 9.0%                            |                                    |                                 | -                                  | -                                |                                   |
| January                 | 37,155                             | 36,450                             | -1.9%                           |                                    |                                 | -                                  | -                                |                                   |
| February                | 33,660                             | 34,627                             | 2.9%                            |                                    |                                 | -                                  | -                                |                                   |
| March                   | 32,115                             | 33,516                             | 4.4%                            |                                    |                                 | -                                  | -                                |                                   |
| April                   | 52,711                             | 39,776                             | -24.5%                          |                                    |                                 | -                                  | -                                |                                   |
|                         | <b>425,757</b>                     | <b>446,198</b>                     |                                 | <b>271,196</b>                     |                                 | <b>266,000</b>                     | <b>5,196</b>                     |                                   |

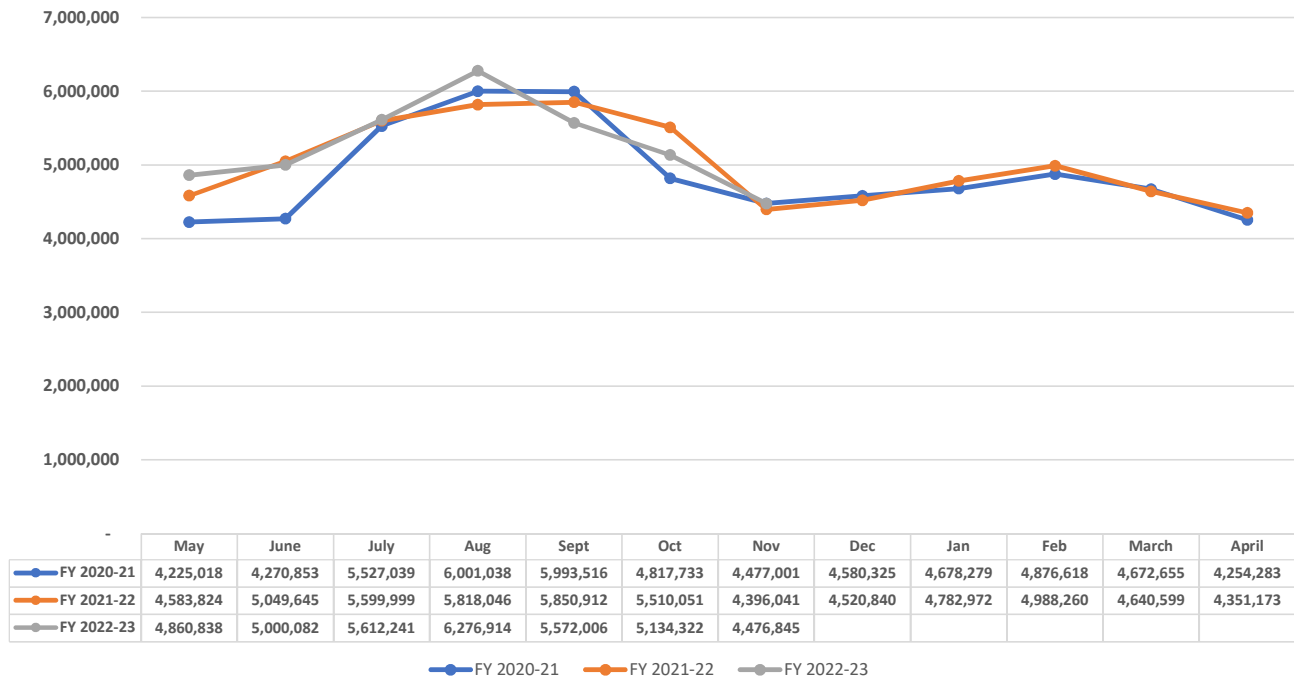
**City of St. Charles**  
**Monthly Financial Report**  
**Video Gaming Tax Revenue**



| <u>Liability Period</u> | <u>Actual<br/>FY 2020-21</u> | <u>Actual<br/>FY 2021-22</u> | <u>Percent<br/>Change</u> | <u>Actual<br/>FY 2022-23</u> | <u>Percent<br/>Change</u> | <u>Budget<br/>FY 2022-23</u> | <u>Budget<br/>Variance</u> | <u>Percent<br/>Variance</u> |
|-------------------------|------------------------------|------------------------------|---------------------------|------------------------------|---------------------------|------------------------------|----------------------------|-----------------------------|
| May                     | 8,878                        | 21,804                       | 145.6%                    | 28,833                       | 32.2%                     | 20,830                       | 8,003                      | 38.4%                       |
| June                    | -                            | 20,469                       | 100.0%                    | 27,327                       | 33.5%                     | 20,830                       | 6,497                      | 31.2%                       |
| July                    | -                            | 20,450                       | 100.0%                    | 28,238                       | 38.1%                     | 20,830                       | 7,408                      | 35.6%                       |
| August                  | -                            | 20,207                       | 100.0%                    | 27,944                       | 38.3%                     | 20,830                       | 7,114                      | 34.2%                       |
| September               | 14,098                       | 22,126                       | 56.9%                     | 28,086                       | 26.9%                     | 20,830                       | 7,256                      | 34.8%                       |
| October                 | 15,452                       | 20,806                       | 34.6%                     | 28,840                       | 38.6%                     | 20,830                       | 8,010                      | 38.5%                       |
| November                | 14,448                       | 21,568                       | 49.3%                     | 28,223                       | 30.9%                     | 20,830                       | 7,393                      | 35.5%                       |
| December                | 15,496                       | 23,967                       | 54.7%                     |                              |                           | -                            | -                          |                             |
| January                 | 8,713                        | 24,060                       | 176.1%                    |                              |                           | -                            | -                          |                             |
| February                | -                            | 25,758                       | 100.0%                    |                              |                           | -                            | -                          |                             |
| March                   | 6,269                        | 24,540                       | 291.4%                    |                              |                           | -                            | -                          |                             |
| April                   | 16,776                       | 26,270                       | 56.6%                     |                              |                           | -                            | -                          |                             |
|                         | <b>100,130</b>               | <b>272,025</b>               |                           | <b>197,491</b>               |                           | <b>145,810</b>               | <b>51,681</b>              |                             |

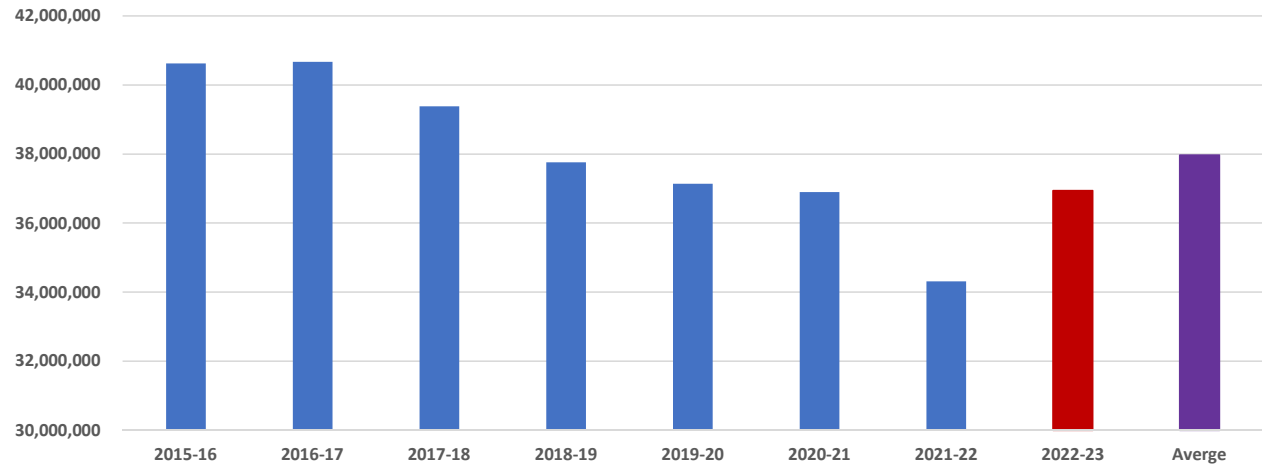
**City of St. Charles**  
**Monthly Financial Report / Summary**  
**Electric User Charges and Consumption**

**Electric Fund User Chargers**



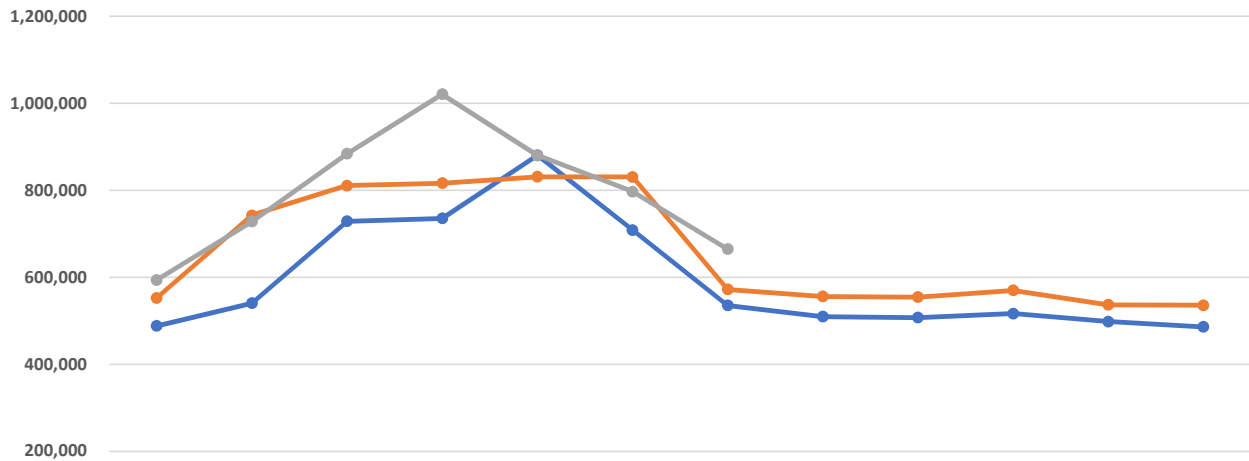
**Electric Consumption for Month of: November, 2022**

**Kilowatt Hours Consumption**



**City of St. Charles**  
**Monthly Financial Report / Summary**  
**Water Fund User Charges and Consumption**

**Water Fund User Chargers**

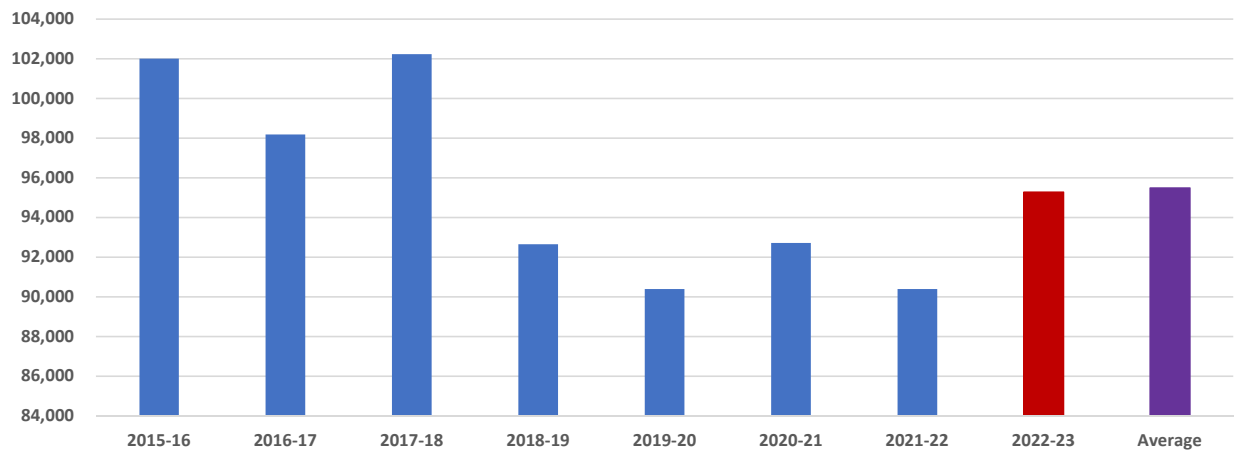


|            | May     | June    | July    | Aug       | Sept    | Oct     | Nov     | Dec     | Jan     | Feb     | March   | April   |
|------------|---------|---------|---------|-----------|---------|---------|---------|---------|---------|---------|---------|---------|
| FY 2020-21 | 488,323 | 540,469 | 729,036 | 735,694   | 880,614 | 708,577 | 535,279 | 509,887 | 507,361 | 516,771 | 498,384 | 486,167 |
| FY 2021-22 | 552,710 | 742,556 | 810,890 | 816,601   | 831,091 | 830,836 | 572,332 | 556,269 | 554,776 | 569,908 | 536,874 | 535,764 |
| FY 2022-23 | 594,063 | 728,268 | 883,972 | 1,020,700 | 879,874 | 796,916 | 664,876 |         |         |         |         |         |

● FY 2020-21   
 ● FY 2021-22   
 ● FY 2022-23

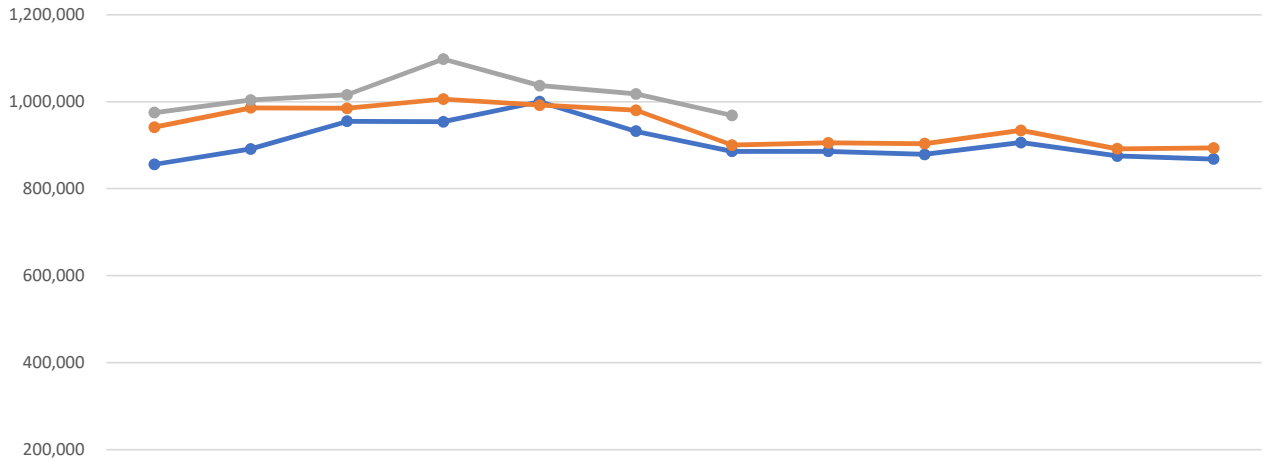
**Water Consumption for Month of: November, 2022**

**Water Gallons (1000s) Consumption**



**City of St. Charles**  
**Monthly Financial Report / Summary**  
**Wastewater Fund User Charges and Consumption**

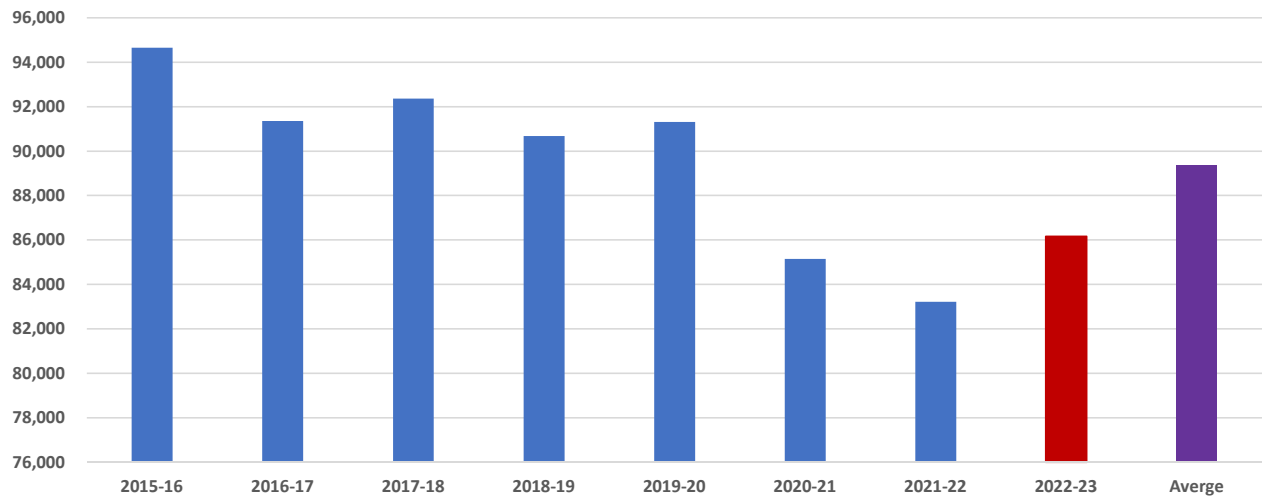
**Wastewater Fund User Chargers**



● FY 2020-21   
 ● FY 2021-22   
 ● FY 2022-23

**Wastewater Consumption for Month of: November, 2022**

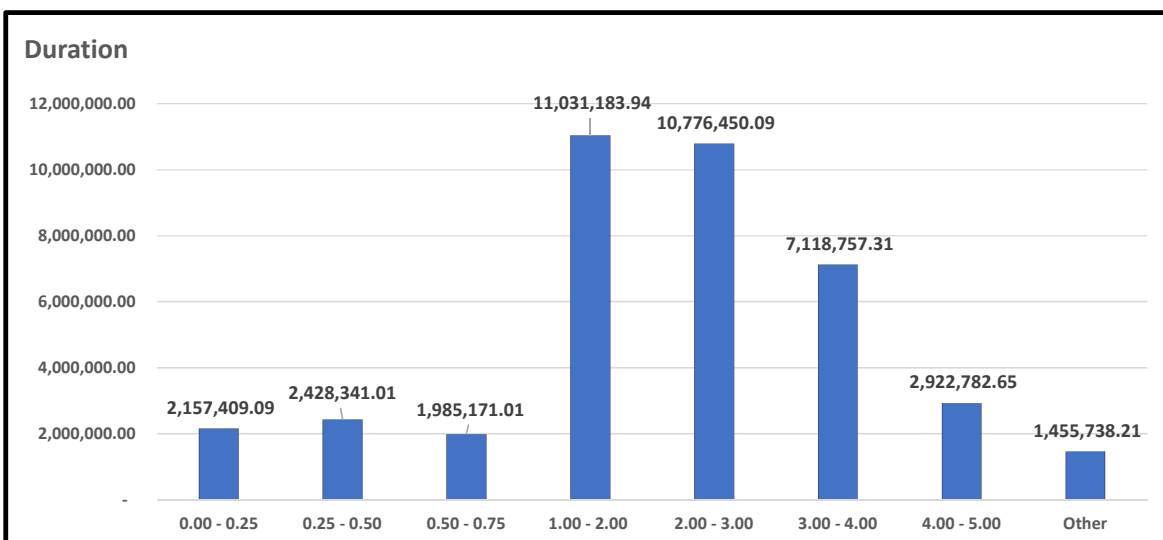
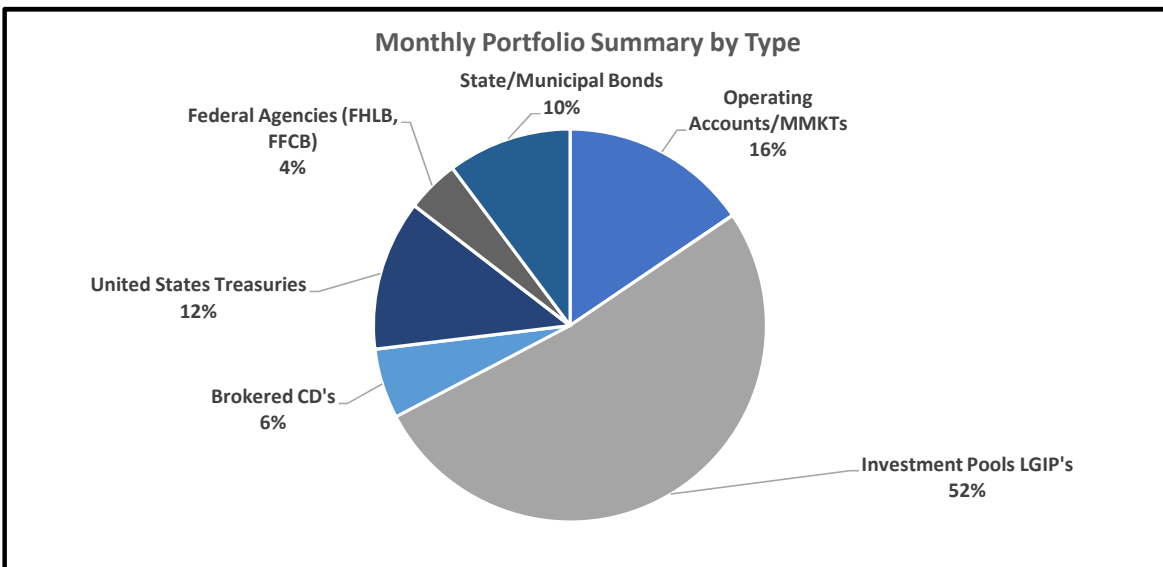
**Wastewater Consumption**




**City of St. Charles**  
**Monthly Investment Summary**  
**As of November 30, 2022**

|                                   |                       |  |                  |
|-----------------------------------|-----------------------|--|------------------|
| <b>Total Portfolio Size:</b>      | <b>118,339,874.43</b> |  |                  |
| <b>Fixed Income Portfolio:</b>    | <b>38,678,654.65</b>  | <b>32.7% Percent of Total</b>          |                  |
| <b>Fixed Income Yield:</b>        | <b>3.30%</b>          | <b>End of Month 6 Month Treasury:</b>  | <b>4.70%</b>     |
| <b>Fixed Income Avg Duration:</b> | <b>2.176 Years</b>    | <b>Fixed Income Avg Credit Rating:</b> | <b>AA/Aa2/AA</b> |

| <u>Category</u>               | <u>Amount</u>         | <u>Percent</u> |
|-------------------------------|-----------------------|----------------|
| Operating Accounts/MMKTs      | 18,367,312.71         | 15.5%          |
| Investment Pools LGIP's       | 61,293,907.07         | 51.8%          |
| Brokered CD's                 | 6,814,400.60          | 5.8%           |
| United States Treasuries      | 14,644,030.25         | 12.4%          |
| Federal Agencies (FHLB, FFCB) | 5,118,568.00          | 4.3%           |
| State/Municipal Bonds         | 12,101,655.80         | 10.2%          |
|                               | <u>118,339,874.43</u> | -              |



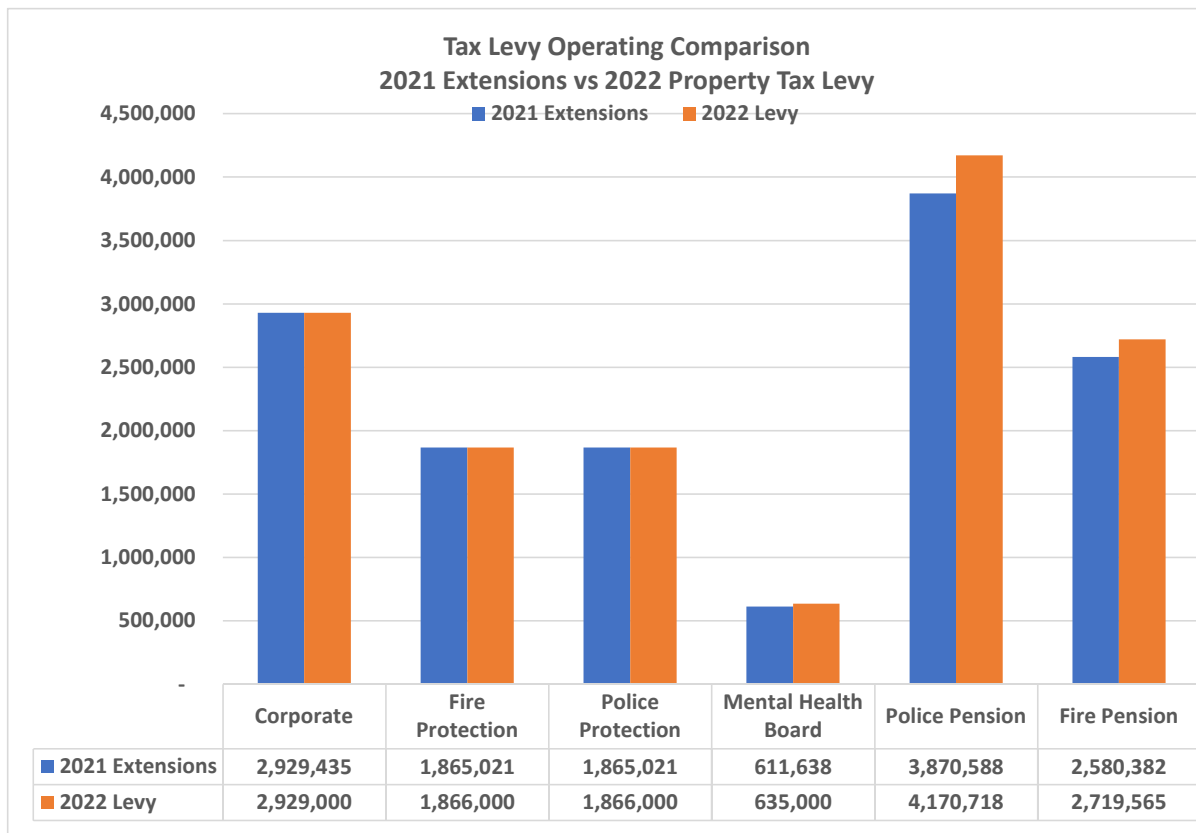


|   |                                      |   |  |
|---|--------------------------------------|---|--|
|    | <b>AGENDA ITEM EXECUTIVE SUMMARY</b> |   | Agenda Item number: IIA-B              |
|   | Title:                               | Public Hearing and Seeking a Motion to Approve the Ordinance Levying Taxes for the 2022 Levy Year for the City of St. Charles |  |
|   | Presenter:                           | Bill Hannah, Director of Finance  |  |
| Meeting: Public Hearing   |                                      | Date: December 19, 2022   |  |
| Proposed Cost: \$-0-  |                                      | Budgeted Amount: \$ N/A   | Not Budgeted: <input type="checkbox"/> |
| <p><b>Executive Summary</b> <i>(if not budgeted please explain):</i></p> <p>At the November 7<sup>th</sup> Government Operation Committee, staff presented the proposed 2022 tax levy estimate. This estimate was formally approved by the City Council on November 21<sup>st</sup>.</p> <p>As previously discussed, the total operating tax levy estimate is \$14,186,283. This is \$464,199 or 3.38% more than last year's 2021 extensions of \$13,722,084. A breakdown of the components of the levy is attached. Almost all of the increase in the 2022 property tax levy is due to required increases in the police and fire pension contributions based on the results of the actuarial valuations completed as of April 30, 2022, and a small increase in the amount levied for the mental health board to keep the amount consistent with an estimated tax rate of \$0.04.</p> <p>The levy also includes all of the upcoming principal and interest payments on the City's general obligation debt totaling \$10,165,001. As has been the case in prior years, the City intends to abate all of the property taxes for the debt payments and pay the debt service with general fund revenues, tax increment financing revenues or utility charges from water, sewer or electric, depending on what capital project was funded with the bonds. The total levy before the debt abatement is \$24,351,284.</p> <p>It is estimated that the City's equalized assessed valuation (EAV) will increase about 6% for the 2022 levy year to an estimated taxable rate setting EAV of \$1,706,701,326. This would result in an approximate overall decrease in the City property tax rate from \$0.8515 to \$0.8312.</p> <p>The proposed levy after abatement of all debt service components would result in an increase of about \$24 annually or \$2 per month for the owner of a home with a fair cash value of \$300,000, assuming the property's percentage change in EAV was the same as the overall percentage change in EAV for the City.</p> <p>As a reminder the City's portion of the total property tax bill issued by the County is about 10.4%.</p> |                                      |   |  |
| <p><b>Attachments</b> <i>(please list):</i></p> <ul style="list-style-type: none"> <li>- Comparison Summary of 2021 Tax Levy Extensions and 2022 Property Tax Levy</li> <li>- 2022 Tax Levy Ordinance</li> </ul>  |                                      |   |  |
| <p><b>Recommendation/Suggested Action</b> <i>(briefly explain):</i></p> <p>Motion to Approve the Ordinance Levying Taxes for the 2022 Tax Levy Year for the City of St. Charles.</p>  |                                      |   |  |

**City of St. Charles, Illinois**  
**2022 Property Tax Levy Comparison vs. 2021 Extensions**

| <u>General/Other Purposes</u>                         | <b>Property<br/>Tax Extensions<br/>2021</b> | <b>Proposed<br/>Levy 2022</b> | <b>Dollar<br/>Change</b> | <b>Percent<br/>Change</b> |
|---|---|-------------------------------|--------------------------|---------------------------|
| Corporate   | 2,929,435                                   | 2,929,000                     | (435)                    | -0.01%                    |
| Fire Protection                                       | 1,865,021                                   | 1,866,000                     | 979                      | 0.05%                     |
| Police Protection                                     | 1,865,021                                   | 1,866,000                     | 979                      | 0.05%                     |
| Mental Health Board                                   | 611,638                                     | 635,000                       | 23,362                   | 3.82%                     |
| <b>Total General Purpose</b>                          | <b>7,271,114</b>                            | <b>7,296,000</b>              | <b>24,886</b>            | <b>0.34%</b>              |
| <b><u>Pension</u></b>                                 |   |                               |                          |                           |
| Police Pension  | 3,870,588                                   | 4,170,718                     | 300,130                  | 7.75%                     |
| Fire Pension  | 2,580,382                                   | 2,719,565                     | 139,183                  | 5.39%                     |
| <b>Total Pension</b>                                  | <b>6,450,970</b>                            | <b>6,890,283</b>              | <b>439,313</b>           | <b>6.81%</b>              |
| <b>Total</b>  | <b>13,722,084</b>                           | <b>14,186,283</b>             | <b>464,199</b>           | <b>3.38%</b>              |
| <b>Bonds and Interest Payments<br/>(To be Abated)</b> | <b>See Note (1)</b>                         | <b>10,165,001</b>             |                          |                           |
| <b>Total Levy (Before Abatement)</b>                  |   | <b>24,351,284</b>             |                          |                           |

**(1) Prior to being abated, the 2021 Bonds and Interet Levy totalled \$10,855,111**



**City of St. Charles, Illinois**  
**Ordinance No. \_\_\_\_\_**

**Annual Tax Levy Ordinance**

**WHEREAS**, the City Council of the city of St. Charles, Kane and DuPage Counties, did on the 4th day of April 2022, pass the annual budget for said City of St. Charles;

**WHEREAS**, said budget was duly considered and heard by public hearing on the 4th day of April 2022, in accordance with the provision of the Illinois Revised Statutes, Chapter 24, Article 8, Division 2, Paragraph 9.4 and 9.9.

**NOW THEREFORE BE IT ORDAINED BY THE CITY COUNCIL OF THE CITY OF ST. CHARLES, KANE AND DUPAGE COUNTIES, ILLINOIS** as follows:

**SECTION 1.** That there be and is hereby levied upon all the taxable property within the corporate limits of said City of St. Charles, Illinois, subject to taxation for the year 2022, the total sum of \$24,351,284 (Twenty Four Million, Three Hundred Fifty One Thousand, Two Hundred Eighty Four Dollars) for the following specific purposes mentioned in said budget and in the respective sums to follow to wit:

|  | <b><u>AMOUNT<br/>BUDGETED</u></b> | <b><u>AMOUNT<br/>LEVIED</u></b> |
|--|-----------------------------------|---------------------------------|
| A. Fire Pension Fund:<br>Municipal normal cost as per<br>Illinois State Statute Chapter<br>108-1/2 Sections 4-118 & 4-120<br>and giving consideration to the<br>actuarial valuation of the fund,<br>the present annual amount required<br>to finance the fund on an actuarial<br>basis and to arrive at a fully funded<br>financial position at the end of the<br>period specified in Section 4-118. | \$2,719,565.                      |                                 |
| <b>Total Amount Levied</b>   |                                   | <b><u>\$2,719,565.</u></b>      |

|  | <u>AMOUNT<br/>BUDGETED</u> | <u>AMOUNT<br/>LEVIED</u>   |
|--|----------------------------|----------------------------|
| B. Police Pension Fund:<br>Municipal normal cost as per<br>Illinois State Statute Chapter<br>108-1/2 Sections 3-125 and 3-127 and<br>giving consideration to the<br>actuarial valuation of the fund,<br>the present annual amount required<br>to finance the fund on an actuarial<br>basis and to arrive at a fully funded<br>financial position at the end of the<br>period specified in Section 3-127. | \$4,170,718.               |                            |
| <b>Total Amount Levied</b>   |                            | <b><u>\$4,170,718.</u></b> |
| C. Police Protection:<br>Regular Salaries  | \$7,772,464.               |                            |
| <b>Total Amount Levied</b>   |                            | <b><u>\$1,866,000.</u></b> |
| D. Fire Protection:<br>Fire Operations<br>Regular Salaries   | \$4,734,899.               |                            |
| <b>Total Amount Levied</b>   |                            | <b><u>\$1,866,000.</u></b> |
| E. Mental Health:<br>Total amount of contract for<br>services determined necessary<br>to provide support to local<br>qualifying agencies for<br>community mental health  | \$635,000.                 |                            |
| <b>Total Amount Levied</b>   |                            | <b><u>\$635,000.</u></b>   |

|    |   | <b><u>AMOUNT<br/>BUDGETED</u></b> | <b><u>AMOUNT<br/>LEVIED</u></b> |
|----|---|-----------------------------------|---------------------------------|
| F. | Corporate                                       |                                   |                                 |
|    | City Administration                             |                                   |                                 |
|    | Personal Services                               | \$ 449,430.                       |                                 |
|    | Accounting                                      |                                   |                                 |
|    | Personal Services                               | \$1,096,932.                      |                                 |
|    | Information Services                            |                                   |                                 |
|    | Personal Services                               | \$1,839,026.                      |                                 |
|    | Human Resources                                 |                                   |                                 |
|    | Personal Services                               | \$ 845,904.                       |                                 |
|    | <b>Total Amount Levied</b>                      |                                   | <b><u>\$2,929,000</u></b>       |
| H. | Bonds & Interest                                |                                   |                                 |
|    | 2012 A Bond Issue                               | 454,575                           |                                 |
|    | 2012 B Bond Issue                               | 1,152,350                         |                                 |
|    | 2013 B Bond Issue                               | 354,561                           |                                 |
|    | 2015 A Bond Issue                               | 195,918                           |                                 |
|    | 2016 A Bond Issue                               | 558,150                           |                                 |
|    | 2016 B Bond Series                              | 1,168,050                         |                                 |
|    | 2016 B (TIF) Bond Series                        | 329,100                           |                                 |
|    | 2018A Bond Series                               | 1,514,293                         |                                 |
|    | 2019A Bond Series                               | 1,044,000                         |                                 |
|    | 2020A Bond Series                               | 832,200                           |                                 |
|    | 2020B Bond Series                               | 458,400                           |                                 |
|    | 2021A GO Bond Series                            | 1,099,648                         |                                 |
|    | 2021A (TIF) GO Bond Series                      | 314,650                           |                                 |
|    | 2021B (TIF) GO Bond Series                      | 689,107                           |                                 |
|    | Total   | \$10,165,001.                     |                                 |
|    | <b>Total Amount Levied – Bonds and Interest</b> |                                   | <b><u>\$10,165,001.</u></b>     |

**RECAPITULATION**

|                        | <b><u>AMOUNT LEVIED</u></b> |
|------------------------|-----------------------------|
| A. Fire Pension Fund   | \$2,719,565                 |
| B. Police Pension Fund | \$4,170,718                 |
| C. Police Protection   | \$1,866,000                 |
| D. Fire Protection     | \$1,866,000                 |
| E. Mental Health       | \$635,000                   |
| F. Corporate           | \$2,929,000                 |
| G. Bonds & Interest    | \$10,165,001                |
| <b>TOTAL TAX LEVY</b>  | <b>\$24,351,284</b>         |

**SECTION 2.** The amounts budgeted and not expressly itemized and carried forward in this Tax Levy Ordinance will be paid out of monies from sources other than the Tax Levy.

**SECTION 3.** The City Clerk of the City of St. Charles is hereby directed to file a duly certified copy of this ordinance with the County Clerk of Kane County and DuPage County, along with such other certification as may be required.

**SECTION 4.** This ordinance shall take effect and be in full force from and after its passage and approval as provided by law.

**PRESENTED** to the City Council of the City of St. Charles, Illinois, this 19th day of  
December, 2022.

**PASSED** by the City Council of the City of St. Charles, Illinois, this 19th day of  
December, 2022.

**APPROVED** by the Mayor of the City of St. Charles, Illinois, this 19th day of  
December, 2022.

---

Lora Vitek, Mayor

ATTEST:

---

CITY CLERK

COUNCIL VOTE:

Ayes:

Nays:

Absent:

Abstain:



## AGENDA ITEM EXECUTIVE SUMMARY

Agenda Item number: IIC-K

Title:

Approval of the recommended 2022 Property Tax Levy Ordinances for SSA 1A; SSA 1B; SSA 5; SSA 6; SSA 7; SSA 10; SSA 13; SSA 21; and SSA 57

Presenter:

Bill Hannah, Director of Finance

Meeting: City Council

Date: December 19, 2022

Proposed Cost: \$-0-

Budgeted Amount: \$ N/A

Not Budgeted: ☐

### Executive Summary:

In addition to the Corporate levy, the City levies property taxes in nine of its Special Service Areas (SSA's). These SSA tax levies are not applicable to all residents, but rather to small geographic areas within the City that receive services provided by or funded through the City. These services consist of the maintenance of common storm water detention areas and mowing, parking garage maintenance and improvements, downtown business promotion, marketing and event coordination, and electric substation maintenance and improvements. As discussed at the December 5<sup>th</sup> Governmental Operations Committee meeting, the recommended 2022 levies for the nine active SSA's are as follows and are provided for in the attached ordinances:

| <u>Special Service Area</u>                        | <u>2021 Levy Amount</u> | <u>2021 Tax Extension</u> | <u>2022 Proposed Levy</u> |
|--|-------------------------|---------------------------|---------------------------|
| SSA 1A (Downtown Parking Const & Maint)            | \$81,000                | \$77,552                  | \$81,000                  |
| SSA 1B (Downtown Business Support)                 | \$272,000               | \$260,792                 | \$272,000                 |
| SSA 5 (CMD Common Area Maint)                      | \$5,750                 | \$5,750                   | \$5,750                   |
| SSA 6 (Cambridge East Common Area Maint)           | \$1,300                 | \$1,330                   | \$1,330                   |
| SSA 7 (CMD Tyler Area Common Area Maint)           | \$8,900                 | \$8,900                   | \$8,900                   |
| SSA 10 (Royal Fox I Common Area Maint)             | \$11,000                | \$11,000                  | \$11,000                  |
| SSA 13 (Red Gate Common Area Maint)                | \$10,000                | \$10,000                  | \$10,000                  |
| SSA 21 (Foxfield Commercial Common Maint)          | \$266,106               | \$262,279                 | \$267,856                 |
| SSA57 (Legacy Bus Park, Electric Substation Maint) | \$35,000                | \$35,000                  | \$35,000                  |

A public hearing on the adoption of a special service area tax levy is necessary when first adopting a tax levy for an SSA, or if the proposed levy is more than 5% of the preceding year's extension (35ILCS 200/27-32). The three SSA's above where the proposed levy is more than the prior year's extension (SSA 1A, SSA 1B and SSA 21) are increasing less than 5% from the previous year, so no public hearing is required for the adoption of any of the 2022 SSA property tax levies.

### Attachments (please list):

Nine (9) special service area ordinances.

### Recommendation/Suggested Action (briefly explain):

Approval of the nine (9) Special Service Area Ordinance as presented.

*Please note each SSA Ordinance will require a separate vote.*



**City of St. Charles, Illinois**  
**Ordinance No. \_\_\_\_\_**

**An Ordinance for the Levy and Assessment of  
Taxes for the Year 2022 in and for the City  
of St. Charles Special Service Area Number 1A**

**WHEREAS**, the City of St. Charles Special Service Area Number 1A has been created  
by an ordinance entitled:

"ORDINANCE NO. 1985-M-92  
AN ORDINANCE ESTABLISHING CITY OF  
ST. CHARLES, KANE AND DUPAGE COUNTIES,  
ILLINOIS SPECIAL SERVICE AREA NO. 1A"

adopted December 16, 1985, and effective upon passage, approval, and publication, no petition  
having been filed opposing the creation of the Special Service Area, pursuant to Section 9 of  
Public Act 78-901 ("Ordinance No. 1985-M-92"); and

**WHEREAS**, said Ordinance 1985-M-92 was amended by ordinance entitled:

"ORDINANCE NO. 1990-M-67  
AN ORDINANCE PROPOSING THE ENLARGEMENT  
TO SPECIAL SERVICE AREA NO. 1A IN THE  
CITY OF ST. CHARLES, KANE AND DUPAGE  
COUNTIES, ILLINOIS, AND PROVIDING FOR A  
PUBLIC HEARING AND OTHER PROCEDURES IN  
CONNECTION THEREWITH"

**WHEREAS**, said Ordinance 1985-M-92 has further been amended by Ordinance 1993-  
M-62 entitled "An Ordinance Amending City of St. Charles, Kane and DuPage Counties,  
Illinois, Special Service Area No. 1A (Central Business District)"; and

**WHEREAS**, said Special Service Area Number 1A consists of territory described in the  
ordinance aforesaid; and

**WHEREAS**, the City of St. Charles is now authorized to levy taxes for special services in said Special Service Area.

**NOW THEREFORE BE IT ORDAINED** by the City Council of St. Charles, Kane and DuPage Counties, Illinois as follows:

**SECTION 1:** That the total amount budgeted for all purposes to be collected from the tax of the year 2022 in Special Service Area Number 1A is ascertained to be the sum of \$81,000.

**SECTION 2:** That the following sums be, and the same are hereby levied upon the taxable property within the limits described in "ORDINANCE 1985-M-92, AN ORDINANCE ESTABLISHING CITY OF ST. CHARLES, KANE AND DUPAGE COUNTIES, ILLINOIS SPECIAL SERVICE AREA NUMBER 1A," as amended by "ORDINANCE NO. 1990-M-67, AN ORDINANCE PROPOSING THE ENLARGEMENT TO SPECIAL SERVICE AREA NO. 1A IN THE CITY OF ST. CHARLES, KANE AND DUPAGE COUNTIES, ILLINOIS, AND PROVIDING FOR A PUBLIC HEARING AND OTHER PROCEDURES IN CONNECTION THEREWITH," and amended by Ordinance 1993-M-62 entitled "An Ordinance Amending City of St. Charles, Kane and DuPage Counties, Illinois, Special Service, Area No. 1A (Central Business District)" said tax to be levied for the year 2022 for the following specific purposes mentioned as special services in said ordinance and budget and in the respective sums to follow to wit:

|                            | <b><u>AMOUNT<br/>BUDGETED</u></b> |
|----------------------------|-----------------------------------|
| Contractual Services       | \$81,000                          |
| <b>Total Amount Levied</b> | <b>\$81,000.</b>                  |

**SECTION 3:** This tax is levied pursuant to the Constitution of the state of Illinois and pursuant to Chapter 120, Illinois Revised Statutes, Sec. 1301 et. seq. and pursuant to "ORDINANCE NO. 1985-M-92, AN ORDINANCE ESTABLISHING CITY OF ST. CHARLES, KANE AND DUPAGE COUNTIES, ILLINOIS SPECIAL SERVICE AREA NUMBER 1A," as amended by "ORDINANCE NO. 1990-M-67, AN ORDINANCE PROPOSING THE ENLARGEMENT TO SPECIAL SERVICE AREA NO. 1A IN THE CITY OF ST. CHARLES, KANE AND DUPAGE COUNTIES, ILLINOIS, AND PROVIDING FOR A PUBLIC HEARING AND OTHER PROCEDURES IN CONNECTION THEREWITH" and as amended by Ordinance 1993-M-62 entitled "An Ordinance Amending City of St. Charles, Kane and DuPage Counties, Illinois, Special Service, Area No. 1A (Central Business District)"

**SECTION 4:** That there is hereby certified to the County Clerk of Kane County, Illinois the sum aforesaid, constituting said total amount and the said total amount of \$81,000 which said total amount the said City of St. Charles Special Service Area Number 1A requires to be raised by taxation for the year 2022 of said City; and the City Clerk of the City of St. Charles is hereby directed to file a duly certified copy of this ordinance with the county clerk.

**SECTION 5:** This ordinance shall be in full force and effect from and after its adoption and approval as provided by law.

**PRESENTED** to the City Council of the city of St. Charles, Illinois, this \_\_\_\_\_ day of  
December, 2022.

**PASSED** by the City Council of the city of St. Charles, Illinois, this \_\_\_\_\_ day of  
December, 2022.

**APPROVED** by the Mayor of the city of St. Charles, Illinois, this \_\_\_\_\_ day of  
December, 2022.

\_\_\_\_\_  
Lora Vitek, Mayor

ATTEST:

\_\_\_\_\_  
CITY CLERK

COUNCIL VOTE:

Ayes:

Nays:

Absent:

Abstain:

**City of St. Charles, Illinois**  
**Ordinance No. \_\_\_\_\_**

**An Ordinance for the Levy and Assessment of  
Taxes for the Year 2022 in and for the City  
of St. Charles Special Service Area Number 1B**

**WHEREAS**, the City of St. Charles Special Service Area Number 1B has been created  
by an ordinance entitled:

"ORDINANCE NO. 1993-M-63  
AN ORDINANCE ESTABLISHING CITY OF  
ST. CHARLES, KANE AND DUPAGE COUNTIES,  
ILLINOIS, SPECIAL SERVICE AREA NO. 1B"  
(DOWNTOWN REVITALIZATION)

adopted December 6, 1993, and effective upon passage, approval no petition having been filed  
opposing the creation of the Special Service Area, pursuant to Section 9 of Public Act 78-901;  
and

**WHEREAS**, said Special Service Area Number 1B consists of territory described in the  
ordinance aforesaid; and

**WHEREAS**, the City of St. Charles is now authorized to levy taxes for special services  
in said Special Service Area.

**NOW THEREFORE BE IT ORDAINED** by the City Council of St. Charles, Kane and  
DuPage Counties, Illinois, as follows:

**SECTION 1:** That the total amount budgeted for all purposes to be collected from the  
tax of the year 2022 in Special Service Area Number 1B is ascertained to be the sum of  
\$272,000.

**SECTION 2:** That the following sum be, and the same is hereby levied upon the taxable  
property within the limits described in "ORDINANCE NO. 1993-M-63, AN ORDINANCE

ESTABLISHING CITY OF ST. CHARLES, KANE AND DUPAGE COUNTIES, ILLINOIS, SPECIAL SERVICE AREA NUMBER 1B (DOWNTOWN REVITALIZATION)," said tax to be levied for the year 2022 for the following specific purpose mentioned as special services in said ordinance and budget and in the respective sum to follow to wit:

|                            | <b><u>AMOUNT<br/>BUDGETED</u></b> |
|----------------------------|-----------------------------------|
| Contractual Services       | \$272,000.00                      |
| <b>Total Amount Levied</b> | <b>\$272,000.00</b>               |

**SECTION 3:** This tax is levied pursuant to the Constitution of the state of Illinois and pursuant to Chapter 120, Illinois Revised Statutes, Sec. 1301 et. seq. and pursuant to "ORDINANCE NO. 1993-M-63, AN ORDINANCE ESTABLISHING CITY OF ST. CHARLES, KANE AND DUPAGE COUNTIES, ILLINOIS SPECIAL SERVICE AREA NUMBER 1B (DOWNTOWN REVITALIZATION)."

**SECTION 4:** That there is hereby certified to the County Clerk of Kane County, Illinois the sum aforesaid, constituting said total amount and the said total amount of \$272,000 which said total amount the said City of St. Charles Special Service Area Number 1B requires to be raised by taxation for the year 2022 of said City; and the City Clerk of the City of St. Charles is hereby directed to file a duly certified copy of this ordinance with the county clerk.

**SECTION 5:** This ordinance shall be in full force and effect from and after its adoption and approval as provided by law.

**PRESENTED** to the City Council of the City of St. Charles, Illinois, this \_\_\_\_ day of  
December, 2022.

**PASSED** by the City Council of the City of St. Charles, Illinois, this \_\_\_\_ day of  
December, 2022.

**APPROVED** by the Mayor of the City of St. Charles, Illinois, this \_\_\_\_ day of  
December, 2022.

\_\_\_\_\_  
Lora Vitek, Mayor

ATTEST:

\_\_\_\_\_  
CITY CLERK

COUNCIL VOTE:

Ayes:

Nays:

Absent:

**City of St. Charles, Illinois**  
**Ordinance No. \_\_\_\_\_**

**An Ordinance for the Levy and Assessment of  
Taxes for the Year 2022 in and for the City  
of St. Charles Special Service Area Number 5**

**WHEREAS**, the City of St. Charles Special Service Area Number 5 (Central Manufacturing District) has been created by an ordinance entitled:

"ORDINANCE NO. 2007-M-79  
AN ORDINANCE ESTABLISHING CITY OF  
ST. CHARLES, KANE AND DUPAGE COUNTIES,  
ILLINOIS SPECIAL SERVICE AREA NO. 5"  
(CENTRAL MANUFACTURING DISTRICT)

and effective upon passage, approval, and publication, no petition having been filed opposing the creation of the Special Service Area, pursuant to Section 9 of Public Act 78-901 ("Ordinance No. 2007-M-79"); and

**WHEREAS**, said Special Service Area Number 5 consists of territory described in the ordinance aforesaid; and

**WHEREAS**, the City of St. Charles is now authorized to levy taxes for special services in said Special Service Area.

**NOW THEREFORE BE IT ORDAINED**, by the City Council of St. Charles, Kane and DuPage Counties, Illinois as follows:

**SECTION 1:** That the total amount budgeted for all purposes to be collected from the tax of the year 2022 in Special Service Area Number 5 is ascertained to be the sum of \$5,750.00.



**SECTION 2:** That the following sums be, and the same are hereby levied upon the taxable property within the limits described in "ORDINANCE 2007-M-79, AN ORDINANCE ESTABLISHING CITY OF ST. CHARLES, KANE AND DUPAGE COUNTIES, ILLINOIS SPECIAL SERVICE AREA NUMBER 5," said tax to be levied for the year 2022 for the following specific purposes mentioned as special services in said ordinance and budget and in the respective sums to follow to wit:

|                            | <b><u>AMOUNT<br/>BUDGETED</u></b> |
|----------------------------|-----------------------------------|
| Contractual Services       | \$5,750.00                        |
| <b>Total Amount Levied</b> | <b>\$5,750.00.</b>                |

**SECTION 3:** This tax is levied pursuant to the Constitution of the state of Illinois and pursuant to Chapter 120, Illinois Revised Statutes, Sec. 1301 et. seq. and pursuant to "ORDINANCE NO. 2007-M-79, AN ORDINANCE ESTABLISHING CITY OF ST. CHARLES, KANE AND DUPAGE COUNTIES, ILLINOIS SPECIAL SERVICE AREA NUMBER 5."

**SECTION 4:** That there is hereby certified to the County Clerk of Kane County, Illinois the sum aforesaid, constituting said total amount and the said total amount of \$5,750.00 which said total amount the said City of St. Charles Special Service Area Number 5 requires to be raised by taxation for the year 2022 of said City; and the City Clerk of the City of St. Charles is hereby directed to file a duly certified copy of this ordinance with the county clerk.

**SECTION 5:** This ordinance shall be in full force and effect from and after its adoption and approval as provided by law.

**PRESENTED** to the City Council of the city of St. Charles, Illinois, this \_\_\_\_\_ day of December, 2022.

**PASSED** by the City Council of the city of St. Charles, Illinois, this \_\_\_\_\_ day of December, 2022.

**APPROVED** by the Mayor of the city of St. Charles, Illinois, this \_\_\_\_\_ day of December, 2022.

\_\_\_\_\_  
Lora Vitek, Mayor

ATTEST:

\_\_\_\_\_  
CITY CLERK

COUNCIL VOTE:

Ayes:

Nays:

Absent:

Abstain:

**City of St. Charles, Illinois**  
**Ordinance No. \_\_\_\_\_**

**An Ordinance for the Levy and Assessment of  
Taxes for the Year 2022 in and for the City  
of St. Charles Special Service Area Number 6**

**WHEREAS**, the City of St. Charles Special Service Area Number 6 has been created by  
an ordinance entitled:

"ORDINANCE NO. 1988-M-55  
AN ORDINANCE ESTABLISHING CITY OF  
ST. CHARLES, KANE AND DUPAGE COUNTIES,  
ILLINOIS SPECIAL SERVICE AREA NO. 6"  
(CAMBRIDGE EAST)

adopted August 15, 1988, and effective upon passage, approval, and publication, no petition  
having been filed opposing the creation of the Special Service Area, pursuant to Section 9 of  
Public Act 78-901 ("Ordinance No. 1988-M-55"); and

**WHEREAS**, said Special Service Area Number 6 consists of territory described in the  
ordinance aforesaid; and

**WHEREAS**, the City of St. Charles is now authorized to levy taxes for special services  
in said Special Service Area.

**NOW THEREFORE BE IT ORDAINED**, by the City Council of St. Charles, Kane and  
DuPage Counties, Illinois as follows:

**SECTION 1:** That the total amount budgeted for all purposes to be collected from the  
tax of the year 2022 in Special Service Area Number 6 is ascertained to be the sum of \$1,330.00.

**SECTION 2:** That the following sum be, and the same is hereby levied upon the taxable property within the limits described in "ORDINANCE 1988-M-55, AN ORDINANCE ESTABLISHING CITY OF ST. CHARLES, KANE AND DUPAGE COUNTIES, ILLINOIS SPECIAL SERVICE AREA NUMBER 6 (CAMBRIDGE EAST)," said tax to be levied for the year 2022 for the following specific purposes mentioned as special services in said ordinance and budget and in the respective sum to follow to wit:

|                            | <b><u>AMOUNT<br/>BUDGETED</u></b> |
|----------------------------|-----------------------------------|
| Contractual Services       | \$1,330.00                        |
| <b>Total Amount Levied</b> | <b>\$1,330.00.</b>                |

**SECTION 3:** This tax is levied pursuant to the Constitution of the state of Illinois and pursuant to Chapter 120, Illinois Revised Statutes, Sec. 1301 et. seq. and pursuant to "ORDINANCE NO. 1988-M-55, AN ORDINANCE ESTABLISHING CITY OF ST. CHARLES, KANE AND DUPAGE COUNTIES, ILLINOIS SPECIAL SERVICE AREA NUMBER 6 (CAMBRIDGE EAST)."

**SECTION 4:** That there is hereby certified to the County Clerk of Kane County, Illinois the sum aforesaid, constituting said total amount and the said total amount of \$1,330.00 which said total amount the said City of St. Charles Special Service Area Number 6 requires to be raised by taxation for the year 2022 of said City; and the City Clerk of the City of St. Charles is hereby directed to file a duly certified copy of this ordinance with the county clerk.

**SECTION 5:** This ordinance shall be in full force and effect from and after its adoption and approval as provided by law.

**PRESENTED** to the City Council of the city of St. Charles, Illinois, this \_\_\_\_\_ day of December, 2022.

**PASSED** by the City Council of the city of St. Charles, Illinois, this \_\_\_\_\_ day of December, 2022.

**APPROVED** by the Mayor of the city of St. Charles, Illinois, this \_\_\_\_\_ day of December, 2022.

\_\_\_\_\_  
Lora Vitek, Mayor

ATTEST:

\_\_\_\_\_  
CITY CLERK

COUNCIL VOTE:

Ayes:

Nays:

Absent:

Abstain:

**City of St. Charles, Illinois**  
**Ordinance No. \_\_\_\_\_**

**An Ordinance for the Levy and Assessment of  
Taxes for the Year 2022 in and for the City  
of St. Charles Special Service Area Number 7**

**WHEREAS**, the City of St. Charles Special Service Area Number 7 has been created by  
an ordinance entitled:

"ORDINANCE NO. 1990-M-1  
AN ORDINANCE ESTABLISHING CITY OF  
ST. CHARLES, KANE AND DUPAGE COUNTIES,  
ILLINOIS SPECIAL SERVICE AREA NO. 7"  
(CENTRAL MANUFACTURING DISTRICT)

adopted January 2, 1990, and effective upon passage, approval, and publication, no petition  
having been filed opposing the creation of the Special Service Area, pursuant to Section 9 of  
Public Act 78-901 ("Ordinance No. 1990-M-1"); and

**WHEREAS**, said Ordinance 1990-M-1 was amended by ordinance entitled:

"ORDINANCE NO. 1990-M-20 AN ORDINANCE PROPOSING  
PUBLICATION IN PAMPHLET FORM SPECIAL SERVICE AREA 7,  
CITY OF ST. CHARLES, KANE AND DUPAGE COUNTIES, ILLINOIS."

**WHEREAS**, said Special Service Area Number 7 consists of territory described in the  
ordinance aforesaid; and

**WHEREAS**, the City of St. Charles is now authorized to levy taxes for special services  
in said Special Service Area.

**NOW THEREFORE BE IT ORDAINED**, by the City Council of St. Charles, Kane and  
DuPage Counties, Illinois as follows:

**SECTION 1:** That the total amount budgeted for all purposes to be collected from the tax of the year 2022 in Special Service Area Number 7 is ascertained to be the sum of \$8,900.00.

**SECTION 2:** That the following sums be, and the same are hereby levied upon the taxable property within the limits described in "ORDINANCE 1990-M-1, AN ORDINANCE ESTABLISHING CITY OF ST. CHARLES, KANE AND DUPAGE COUNTIES, ILLINOIS SPECIAL SERVICE AREA NUMBER 7," as amended by "ORDINANCE NO. 1990-M-20, AN ORDINANCE PROPOSING THE PUBLICATION IN PAMPHLET FORM SPECIAL SERVICE AREA NO. 7 IN THE CITY OF ST. CHARLES, KANE AND DUPAGE COUNTIES, ILLINOIS, said tax to be levied for the year 2022 for the following specific purposes mentioned as special services in said ordinance and budget and in the respective sums to follow to wit:

|                            | <b><u>AMOUNT<br/>BUDGETED</u></b> |
|----------------------------|-----------------------------------|
| Contractual Services       | \$8,900.00                        |
| <b>Total Amount Levied</b> | <b>\$8,900.00.</b>                |

**SECTION 3:** This tax is levied pursuant to the Constitution of the state of Illinois and pursuant to Chapter 120, Illinois Revised Statutes, Sec. 1301 et. seq. and pursuant to "ORDINANCE NO. 1990-M-1, AN ORDINANCE ESTABLISHING CITY OF ST. CHARLES, KANE AND DUPAGE COUNTIES, ILLINOIS SPECIAL SERVICE AREA NUMBER 7," as amended by "ORDINANCE NO. 1990-M-20, AN ORDINANCE PROPOSING PUBLICATION

IN PAMPHLET FORM SPECIAL SERVICE AREA NO. 7 IN THE CITY OF ST. CHARLES,  
KANE AND DUPAGE COUNTIES, ILLINOIS.

**SECTION 4:** That there is hereby certified to the County Clerk of Kane County, Illinois the sum aforesaid, constituting said total amount and the said total amount of \$8,900.00 which said total amount the said City of St. Charles Special Service Area Number 7 requires to be raised by taxation for the year 2022 of said City; and the City Clerk of the City of St. Charles is hereby directed to file a duly certified copy of this ordinance with the county clerk.

**SECTION 5:** This ordinance shall be in full force and effect from and after its adoption and approval as provided by law.

**PRESENTED** to the City Council of the city of St. Charles, Illinois, this \_\_\_\_\_ day of December, 2022.

**PASSED** by the City Council of the city of St. Charles, Illinois, this \_\_\_\_\_ day of December, 2022.

**APPROVED** by the Mayor of the city of St. Charles, Illinois, this \_\_\_\_\_ day of December, 2022.

\_\_\_\_\_  
Lora Vitek, Mayor

ATTEST:

\_\_\_\_\_  
CITY CLERK



Ordinance No. 2022-M-  
Special Service Area 7  
Page 4

COUNCIL VOTE:

Ayes:

Nays:

Absent:

Abstain:

**City of St. Charles, Illinois**  
**Ordinance No. \_\_\_\_\_**

**An Ordinance for the Levy and Assessment of  
Taxes for the Year 2022 in and for the City  
of St. Charles Special Service Area Number 10**

**WHEREAS**, the City of St. Charles Special Service Area Number 10 has been created  
by an ordinance entitled:

"ORDINANCE NO. 1990-M-4  
AN ORDINANCE ESTABLISHING CITY OF  
ST. CHARLES, KANE AND DUPAGE COUNTIES,  
ILLINOIS SPECIAL SERVICE AREA NO. 10"  
(ROYAL FOX I)

adopted January 2, 1990, and effective upon passage, approval, and publication, no petition  
having been filed opposing the creation of the Special Service Area, pursuant to Section 9 of  
Public Act 78-901 ("Ordinance No. 1990-M-4"); and

**WHEREAS**, said Ordinance 1990-M-4 was amended by ordinance entitled:

"ORDINANCE NO. 1990-M-4 AN ORDINANCE PROPOSING  
PUBLICATION IN PAMPHLET FORM SPECIAL SERVICE AREA 10,  
CITY OF ST. CHARLES, KANE AND DUPAGE COUNTIES, ILLINOIS."

**WHEREAS**, said Special Service Area Number 10 consists of territory described in the  
ordinance aforesaid; and

**WHEREAS**, the City of St. Charles is now authorized to levy taxes for special services  
in said Special Service Area.

**NOW THEREFORE BE IT ORDAINED**, by the City Council of St. Charles, Kane and  
DuPage Counties, Illinois as follows:

**SECTION 1:** That the total amount budgeted for all purposes to be collected from the tax of the year 2022 in Special Service Area Number 10 is ascertained to be the sum of \$11,000.00.

**SECTION 2:** That the following sums be, and the same are hereby levied upon the taxable property within the limits described in "ORDINANCE 1990-M-4, AN ORDINANCE ESTABLISHING CITY OF ST. CHARLES, KANE AND DUPAGE COUNTIES, ILLINOIS SPECIAL SERVICE AREA NUMBER 10," said tax to be levied for the year 2022 for the following specific purposes mentioned as special services in said ordinance and budget and in the respective sum to follow to wit:

|                            | <b><u>AMOUNT<br/>BUDGETED</u></b> |
|----------------------------|-----------------------------------|
| Contractual Services       | \$11,000.00                       |
| <b>Total Amount Levied</b> | <b>\$11,000.00</b>                |

**SECTION 3:** This tax is levied pursuant to the Constitution of the state of Illinois and pursuant to Chapter 120, Illinois Revised Statutes, Sec. 1301 et. seq. and pursuant to "ORDINANCE NO. 1990-M-4, AN ORDINANCE ESTABLISHING CITY OF ST. CHARLES, KANE AND DUPAGE COUNTIES, ILLINOIS SPECIAL SERVICE AREA NUMBER 10."

**SECTION 4:** That there is hereby certified to the County Clerk of Kane County, Illinois the sum aforesaid, constituting said total amount and the said total amount of \$11,000.00 which said total amount the said City of St. Charles Special Service Area Number 10 requires to be

raised by taxation for the year 2022 of said City; and the City Clerk of the City of St. Charles is hereby directed to file a duly certified copy of this ordinance with the county clerk.

**SECTION 5:** This ordinance shall be in full force and effect from and after its adoption and approval as provided by law.

**PRESENTED** to the City Council of the city of St. Charles, Illinois, this \_\_\_\_\_ day of December, 2022.

**PASSED** by the City Council of the city of St. Charles, Illinois, this \_\_\_\_\_ day of December, 2022.

**APPROVED** by the Mayor of the city of St. Charles, Illinois, this \_\_\_\_\_ day of December, 2022.

\_\_\_\_\_  
Lora Vitek, Mayor

ATTEST:

\_\_\_\_\_  
CITY CLERK

COUNCIL VOTE:

Ayes:

Nays:

Absent:

Abstain:

**City of St. Charles, Illinois**  
**Ordinance No. \_\_\_\_\_**

**An Ordinance for the Levy and Assessment of  
Taxes for the Year 2022 in and for the City  
of St. Charles Special Service Area Number 13**

**WHEREAS**, the City of St. Charles Special Service Area Number 13 has been created  
by an ordinance entitled:

"ORDINANCE NO. 1990-M-7  
AN ORDINANCE ESTABLISHING CITY OF  
ST. CHARLES, KANE AND DUPAGE COUNTIES,  
ILLINOIS SPECIAL SERVICE AREA NO. 13"  
(RED GATE)

adopted January 2, 1990, and effective upon passage, approval, and publication, no petition  
having been filed opposing the creation of the Special Service Area, pursuant to Section 9 of  
Public Act 78-901 ("Ordinance No. 1990-M-7"); and

**WHEREAS**, said Special Service Area Number 13 consists of territory described in the  
ordinance aforesaid; and

**WHEREAS**, the City of St. Charles is now authorized to levy taxes for special services  
in said Special Service Area.

**NOW THEREFORE BE IT ORDAINED**, by the City Council of St. Charles, Kane and  
DuPage Counties, Illinois as follows:

**SECTION 1:** That the total amount budgeted for all purposes to be collected from the  
tax of the year 2022 in Special Service Area Number 13 is ascertained to be the sum of  
\$10,000.00.

**SECTION 2:** That the following sums be, and the same are hereby levied upon the taxable property within the limits described in "ORDINANCE 1990-M-7, AN ORDINANCE ESTABLISHING CITY OF ST. CHARLES, KANE AND DUPAGE COUNTIES, ILLINOIS SPECIAL SERVICE AREA NUMBER 13 (RED GATE)," said tax to be levied for the year 2022 for the following specific purposes mentioned as special services in said ordinance and budget and in the respective sum to follow to wit:

|                            | <b><u>AMOUNT<br/>BUDGETED</u></b> |
|----------------------------|-----------------------------------|
| Contractual Services       | \$10,000.00                       |
| <b>Total Amount Levied</b> | <b>\$10,000.00.</b>               |

**SECTION 3:** This tax is levied pursuant to the Constitution of the state of Illinois and pursuant to Chapter 120, Illinois Revised Statutes, Sec. 1301 et. seq. and pursuant to "ORDINANCE NO. 1990-M-7, AN ORDINANCE ESTABLISHING CITY OF ST. CHARLES, KANE AND DUPAGE COUNTIES, ILLINOIS SPECIAL SERVICE AREA NUMBER 13 (RED GATE)."

**SECTION 4:** That there is hereby certified to the County Clerk of Kane County, Illinois the sum aforesaid, constituting said total amount and the said total amount of \$10,000.00 which said total amount the said City of St. Charles Special Service Area Number 13 requires to be raised by taxation for the year 2022 of said City; and the City Clerk of the City of St. Charles is hereby directed to file a duly certified copy of this ordinance with the county clerk.

**SECTION 5:** This ordinance shall be in full force and effect from and after its adoption and approval as provided by law.

**PRESENTED** to the City Council of the city of St. Charles, Illinois, this \_\_\_\_\_ day of December, 2022.

**PASSED** by the City Council of the city of St. Charles, Illinois, this \_\_\_\_\_ day of December, 2022.

**APPROVED** by the Mayor of the city of St. Charles, Illinois, this \_\_\_\_\_ day of December, 2022.

\_\_\_\_\_  
Lora Vitek, Mayor

ATTEST:

\_\_\_\_\_  
CITY CLERK

COUNCIL VOTE:

Ayes:

Nays:

Absent:

Abstain:

**City of St. Charles, Illinois**  
**Ordinance No. \_\_\_\_\_**

**An Ordinance for the Levy and Assessment of  
Taxes for the Year 2022 in and for the City  
of St. Charles Special Service Area Number 21**

**WHEREAS**, the City of St. Charles Special Service Area Number 21 has been created  
by an ordinance entitled:

"ORDINANCE NO. 1998-M-114  
AN ORDINANCE ESTABLISHING SPECIAL SERVICE AREA NUMBER 21  
OF THE CITY OF ST. CHARLES, KANE AND DUPAGE COUNTIES,  
ILLINOIS

adopted December 21, 1998, and effective upon passage, approval, and publication, no petition  
having been filed opposing the creation of the Special Service Area, pursuant to *Section 9 of*  
*Public Act 78-901*; and

**WHEREAS**, said Special Service Area Number 21 consists of territory described in the  
ordinance aforesaid; and

**WHEREAS**, the City of St. Charles is now authorized to levy taxes for special services  
in said Special Service Area.

**NOW THEREFORE BE IT ORDAINED**, by the City Council of St. Charles, Kane and  
DuPage Counties, Illinois as follows:

**SECTION 1:** That the total amount budgeted for all purposes to be collected from the  
tax of the year 2022 in Special Service Area Number 21 is ascertained to be the sum of  
\$267,856.00.



**SECTION 2:** That the following sum be, and the same is hereby levied upon the taxable property within the limits described in "ORDINANCE 1998-M-114, AN ORDINANCE ESTABLISHING SPECIAL SERVICE AREA NUMBER 21 OF THE CITY OF ST. CHARLES, KANE AND DUPAGE COUNTIES, ILLINOIS " said tax to be levied for the year 2022 for the following specific purposes mentioned as special services in said ordinance and budget and in the respective sum to follow to wit:

|  | <b><u>AMOUNT<br/>BUDGETED</u></b> |
|--|-----------------------------------|
| Contractual Services                       | \$ 30,000.00                      |
| Bond Debt Service (Principal and Interest) | <u>\$237,856.00</u>               |
| <b>Total Amount Levied</b>                 | <b>\$267,856.00.</b>              |

**SECTION 3:** This tax is levied pursuant to the Constitution of the state of Illinois and pursuant to Chapter 120, Illinois Revised Statutes, Sec. 1301 et. seq. and pursuant to "ORDINANCE 1998-M-114, AN ORDINANCE ESTABLISHING SPECIAL SERVICE AREA NUMBER 21 OF THE CITY OF ST. CHARLES, KANE AND DUPAGE COUNTIES, ILLINOIS."

**SECTION 4:** That there is hereby certified to the County Clerk of Kane County, Illinois the sum aforesaid, constituting said total amount and the said total amount of \$267,856.00 which said total amount the said City of St. Charles Special Service Area Number 21 requires to be raised by taxation for the year 2022 of said City; and the City Clerk of the City of St. Charles is hereby directed to file a duly certified copy of this ordinance with the county clerk.

**SECTION 5:** This ordinance shall be in full force and effect from and after its adoption and approval as provided by law.

**PRESENTED** to the City Council of the city of St. Charles, Illinois, this \_\_\_\_\_ day of December, 2022.

**PASSED** by the City Council of the city of St. Charles, Illinois, this \_\_\_\_\_ day of December, 2022.

**APPROVED** by the Mayor of the city of St. Charles, Illinois, this \_\_\_\_\_ day of December, 2022.

\_\_\_\_\_  
Lora Vitek, Mayor

ATTEST:

\_\_\_\_\_  
CITY CLERK

COUNCIL VOTE:

Ayes:

Nays:

Absent:

Abstain:

**City of St. Charles, Illinois**  
**Ordinance No. \_\_\_\_\_**

**An Ordinance for the Levy and Assessment of  
Taxes for the Year 2022 in and for the City  
of St. Charles Special Service Area Number 57**

**WHEREAS**, the City of St. Charles Special Service Area Number 57 has been created  
by an ordinance entitled:

"ORDINANCE NO. 2006-M-14  
AN ORDINANCE ESTABLISHING CITY OF  
ST. CHARLES, KANE AND DUPAGE COUNTIES,  
ILLINOIS SPECIAL SERVICE AREA NO. 57"  
(LEGACY BUSINESS CENTER)

adopted February 21, 2006, and effective upon passage, approval, and publication, no petition  
having been filed opposing the creation of the Special Service Area, pursuant to Section 9 of  
Public Act 78-901 ("Ordinance No. 2006-M-14"); and

**WHEREAS**, said Special Service Area Number 57 consists of territory described in the  
ordinance aforesaid; and

**WHEREAS**, the City of St. Charles is now authorized to levy taxes for special services  
in said Special Service Area.

**NOW THEREFORE BE IT ORDAINED**, by the City Council of St. Charles, Kane and  
DuPage Counties, Illinois as follows:

**SECTION 1:** That the total amount budgeted for all purposes to be collected from the  
tax of the year 2022 in Special Service Area Number 57 is ascertained to be the sum of  
\$35,000.00.

**SECTION 2:** That the following sum be, and the same is hereby levied upon the taxable property within the limits described in "ORDINANCE 2006-M-14, AN ORDINANCE ESTABLISHING CITY OF ST. CHARLES, KANE AND DUPAGE COUNTIES, ILLINOIS SPECIAL SERVICE AREA NUMBER 57 (LEGACY BUSINESS CENTER)," said tax to be levied for the year 2022 for the following specific purposes mentioned as special services in said ordinance and budget and in the respective sum to follow to wit:

|                            | <b><u>AMOUNT<br/>BUDGETED</u></b> |
|----------------------------|-----------------------------------|
| Contractual Services       | \$35,000.00                       |
| <b>Total Amount Levied</b> | <b>\$35,000.00</b>                |

**SECTION 3:** This tax is levied pursuant to the Constitution of the state of Illinois and pursuant to Chapter 120, Illinois Revised Statutes, Sec. 1301 et. seq. and pursuant to "ORDINANCE NO. 2006-M-14, AN ORDINANCE ESTABLISHING CITY OF ST. CHARLES, KANE AND DUPAGE COUNTIES, ILLINOIS SPECIAL SERVICE AREA NUMBER 57 (LEGACY BUSINESS CENTER)."

**SECTION 4:** That there is hereby certified to the County Clerk of Kane County, Illinois the sum aforesaid, constituting said total amount and the said total amount of \$35,000.00 which said total amount the said City of St. Charles Special Service Area Number 57 requires to be raised by taxation for the year 2022 of said City; and the City Clerk of the City of St. Charles is hereby directed to file a duly certified copy of this ordinance with the county clerk.

**SECTION 5:** This ordinance shall be in full force and effect from and after its adoption and approval as provided by law.

**PRESENTED** to the City Council of the city of St. Charles, Illinois, this \_\_\_\_\_ day of December, 2022.

**PASSED** by the City Council of the city of St. Charles, Illinois, this \_\_\_\_\_ day of December, 2022.

**APPROVED** by the Mayor of the city of St. Charles, Illinois, this \_\_\_\_\_ day of December, 2022.

\_\_\_\_\_  
Lora Vitek, Mayor

ATTEST:

\_\_\_\_\_  
CITY CLERK


COUNCIL VOTE:

Ayes:

Nays:

Absent:

Abstain:

|   |                                      |   |  |
|---|--------------------------------------|---|--|
| <br>CITY OF<br>ST. CHARLES<br>ILLINOIS 62234   | <b>AGENDA ITEM EXECUTIVE SUMMARY</b> |   | <b>Agenda Item Number: IIL</b>         |
|   | <b>Title:</b>                        | Resolution Authorizing the City Clerk to Designate Illinois Funds as an Authorized Depository and Designating Certain City of St. Charles Officials as Authorized Signers |  |
|   | <b>Presenter:</b>                    | Bill Hannah, Director of Finance  |  |
| <b>Meeting:</b> City Council  |                                      | <b>Date:</b> December 19, 2022  |  |
| Proposed Cost: \$ -0-   |                                      | Budgeted Amount: \$ N/A   | Not Budgeted: <input type="checkbox"/> |
| <b>Executive Summary</b> ( <i>if not budgeted please explain</i> ):<br><br><p>The City maintains a very small portion of its City funds in an Illinois Funds account. Illinois Funds is a local government investment pool used by many local governments throughout the State.</p> <p>While evaluating the necessity of maintaining this account, it was determined that certain authorization forms on file with Illinois Funds need to be updated. Historically, the City has designated the Director of Finance and City Treasurer as the authorized individuals on the account. The attached Resolution would update the Principal Authority and Authorized Officers for this account.</p> |                                      |   |  |
| <b>Attachments</b> ( <i>please list</i> ):<br>Resolution authorizing the City Clerk to Designate Illinois Funds as an Authorized Depository and Designating Certain City of St. Charles Officials as Authorized Signers.  |                                      |   |  |
| <b>Recommendation/Suggested Action</b> ( <i>briefly explain</i> ):<br>Approve Resolution updating the Signers on the City Illinois Funds account.   |                                      |   |  |

**City of St. Charles, Illinois**  
**Resolution No.**

**A Resolution Authorizing the City Clerk to Designate Illinois Funds as an  
Authorized Depository and Designating Certain City of St Charles  
Officials as Authorized Signers**

**Presented & Passed by the  
City Council on December 19, 2022**

WHEREAS, The City of St Charles has enjoyed a beneficial banking relationship with Illinois Funds for many years, and;

WHEREAS, The City needs to designate Certain City Officials as “Authorized Signers” allowing them to authorize certain banking transactions on behalf of the City, including but not limited to, account transfers, and;

WHEREAS, The City has traditionally designated the Treasurer and Finance Director as Authorized Officers, and;

WHEREAS, The Authorized Officers are designated to Illinois Funds by a Certified Resolution of the City and executing an account change of information form for the Authorized Signers with Illinois Funds, and;

NOW THEREFORE, be it resolved by the Mayor and City Council of the City of St. Charles, Kane and DuPage Counties, Illinois, that the Clerk of the City is hereby authorized Designate Illinois Funds as an Authorized Depository of the City of St Charles and Designating the Treasurer, John Harrill and Finance Director William Hannah as Authorized Officers of the City.

PRESENTED to the City Council of the City of St. Charles, Illinois, this 19th day of December, 2022.

PASSED by the City Council of the City of St. Charles, Illinois, this 19th day of December, 2022.

APPROVED by the Mayor of the City of St. Charles, Illinois, this 19th day of December, 2022.

---

Lora A. Vitek, Mayor

Resolution No.

Page 2

ATTEST:

---

City Clerk

COUNCIL VOTE:

Ayes:

Nays:

Absent:

Abstain:



**MINUTES  
THE CITY OF ST. CHARLES  
GOVERNMENT OPERATIONS COMMITTEE  
ALD. RON SILKAITIS, CHAIR  
MONDAY, DECEMBER 5, 2022**

**1. Call to Order**

The meeting was called to order by Chair Silkaitis at 7:14 pm.

**2. Roll Call**

**Present:** Ald. Kalamaris, Ald. Payleitner, Ald. Bongard, Ald. Bancroft, Ald. Lencioni, Ald. Pietryla (Zoom), Ald. Wirball, Ald. Bessner, Ald. Weber

**Absent:** None

**3. Fire Department**

- a. Presentation Fire Ops 101 Program from St. Charles Fire Department Personnel. Information only.

Lieutenant Steve Rehak and Paramedic Ryan Gleason thanked those who attended the training on September 10, 2022. They then provided an overview of that training session and the types of information that were covered.

- b. Recommendation to approve a Resolution Authorizing the Execution of an Intergovernmental Agreement Between the City of St. Charles and the City of Batavia for the Sale of a 1997 Seagrave 100-foot Aerial Ladder Fire Apparatus.

Chief Swanson shared that this equipment is 25 years old and has surpassed its expected life of 24 years. The City of Batavia has agreed to pay \$55,000 for the truck, and that is in the range of its fair market value. City Administrator McGuire added that this sale also allows Batavia to get the equipment much more quickly than buying new, which will take 2 years, and supports the history of cooperation between the two cities.

Motion by Ald. Lencioni, second by Ald. Wirball to recommend approval of a Resolution Authorizing the Execution of an Intergovernmental Agreement Between the City of St. Charles and the City of Batavia for the Sale of a 1997 Seagrave 100-foot Aerial Ladder Fire Apparatus.

**Roll Call Vote:** Ayes: Ald. Kalamaris, Ald. Payleitner, Ald. Bongard, Ald. Bancroft, Ald. Lencioni, Ald. Pietryla, Ald. Wirball, Ald. Bessner, Ald. Weber. Nays: None. Absent: None. Ald. Silkaitis did not vote as Chair. **Motion Carried**

- c. Recommendation to approve a Resolution Authorizing the Execution of an Intergovernmental Agreement Between the City of St. Charles and the Village of Broadview for the Sale of a 2001 Seagrave 1500 gpm Fire Apparatus.

Chief Swanson explained that this surplus engine has been available for sale for a year. The Village of Broadview approached St. Charles, and offered approximately \$5000 more than the highest view on the auction site.

Motion by Ald. Payleitner, second by Ald. Wirball to recommend approval of a Resolution Authorizing the Execution of an Intergovernmental Agreement Between the City of St. Charles and the Village of Broadview for the Sale of a 2001 Seagrave 1500 gpm Fire Apparatus.

**Roll Call Vote:** Ayes: Ald. Kalamaris, Ald. Payleitner, Ald. Bongard, Ald. Bancroft, Ald. Lencioni, Ald. Pietryla, Ald. Wirball, Ald. Bessner, Ald. Weber. Nays: None. Absent: None. Ald. Silkaitis did not vote as Chair. **Motion Carried**

#### **4. Finance Department**

- a. Discussion regarding the recommended 2022 Property Tax Levy for SSA 1A; SSA 1B; SSA 5; SSA 6; SSA 7; SSA 10; SSA 13; SSA 21; and SSA 57.

Bill Hannah explained that the special service areas are specific geographic areas, sometimes very small, which receive extra services from the city. Some examples of these services are contracted mowing, maintenance of common areas, maintenance of parking facilities, or other general support. Since the proposed amounts for 2022 are less than 5% variance from the amounts as assessed in 2021, a public hearing is not required. In response to feedback, the description of SSA 1B will be reviewed and refined to better reflect the use of funds.

Motion by Ald. Wirball, second by Ald. Bancroft to recommend approval of 2022 Property Tax Levy for SSA 1A; SSA 1B; SSA 5; SSA 6; SSA 7; SSA 10; SSA 13; SSA 21; and SSA 57.

**Roll Call Vote:** Ayes: Ald. Kalamaris, Ald. Payleitner, Ald. Bongard, Ald. Bancroft, Ald. Lencioni, Ald. Pietryla, Ald. Wirball, Ald. Bessner, Ald. Weber. Nays: None. Absent: None. Ald. Silkaitis did not vote as Chair. **Motion Carried**

#### **5. City Administration**

- a. Recommendation to Approve A Resolution Authorizing the Mayor and City Clerk of the City of St. Charles to Adopt the City of St. Charles Strategic Plan 2023.

Derek Conley introduced Shannon Flowers of Berry Dunn, the consulting company which is assisting the City with the Strategic Plan process. Shannon reviewed the stakeholder engagement, inputs received, and the development process. The final Mission Statement, Vision Statement, Guiding Principles, and Strategic Priorities and Goal Statements were covered. Each of the Priorities has associated Objectives and Outcome Measures which were thoughtfully developed by staff. Adoption of these elements is scheduled for December 19, at the City Council Meeting. Following that, Berry Dunn will continue to work with City staff to develop an action plan and annual report template.

Motion by Ald. Weber, second by Ald. Kalamaris to recommend approval of a Resolution Authorizing the Mayor and City Clerk of the City of St. Charles to Adopt the City of St. Charles Strategic Plan 2023.

**Roll Call Vote:** Ayes: Ald. Kalamaris, Ald. Payleitner, Ald. Bongard, Ald. Bancroft, Ald. Lencioni, Ald. Pietryla, Ald. Wirball, Ald. Bessner, Ald. Weber. Nays: None. Absent: None. Ald. Silkaitis did not vote as Chair. **Motion Carried**

**6. Public Comment**

Tom Anderson complimented the City on the improvements made to the downtown area, which far exceed the value of the SSA. He asks that the St. Charles Business Alliance continue to promote St. Charles, as indicated in SSA 1B.

**7. Additional Items from Mayor, Council, or Staff - None**

**8. Adjournment**


Motion by Ald. Lencioni, second by Ald. Wirball to adjourn the meeting at 7:48 pm.

**Voice Vote:** Ayes: Ald. Kalamaris, Ald. Payleitner, Ald. Bongard, Ald. Bancroft, Ald. Lencioni, Ald. Pietryla, Ald. Wirball, Ald. Bessner, Ald. Weber. Nays: None. Absent: None. Ald. Silkaitis did not vote as Chair. **Motion Carried**

:sb

***ADA Compliance***

Any individual with a disability requesting a reasonable accommodation in order to participate in a public meeting should contact the ADA Coordinator, Jennifer McMahon, at least 48 hours in advance of the scheduled meeting. The ADA Coordinator can be reached in person at 2 East Main Street, St. Charles, IL, via telephone at (630) 377 4446 or 800 526 0844 (TDD), or via e-mail at [jmcmahon@stcharlesil.gov](mailto:jmcmahon@stcharlesil.gov). Every effort will be made to allow for meeting participation. Notices of this meeting were posted consistent with the requirements of 5 ILCS 120/1 et seq. (Open Meetings Act).

|  |                                      |  |  |
|--|--------------------------------------|--|--|
|   | <b>AGENDA ITEM EXECUTIVE SUMMARY</b> |  | <b>Agenda Item number: IIIC7</b>       |
|  | Title:                               | Motion to reject all proposals received for the Request for Concept Proposals for the Downtown Riverfront Property (former Police Station Site Area Redevelopment) issued November 15, 2021. |  |
|  | Presenter:                           | Derek Conley, Economic Development Director<br>Russell Colby, Community Development Director   |  |
| Meeting: City Council  |                                      | Date: December 19, 2022  |  |
| Proposed Cost: \$  |                                      | Budgeted Amount: \$  | Not Budgeted: <input type="checkbox"/> |
| <b>Executive Summary</b> <i>(if not budgeted please explain):</i> <p>The Request for Concept Proposals for the Downtown Riverfront Property (former Police Station Site Area Redevelopment) was discussed at the December 12, 2022 Planning &amp; Development Committee.</p> <p>The Committee directed staff to proceed with developing a Request for Proposals to engage a consultant to conduct a feasibility study for the Downtown Riverfront Property. Based on this direction, staff will develop an RFP document for the Committee to review at a future P&amp;D meeting date. At that time, the Committee will have the opportunity to provide direction regarding the process and scope of the feasibility study. The intent is to budget for the feasibility study in the next fiscal year and initiate work starting in May 2023, with the study estimated to take 6 months.</p> <p>Regarding the status of the responses received for the Request for Concepts issued in Nov. 2021, the Committee vote, 8-1, to approve the following motion:<br/> <i>Motion to return all submitted plans with an invitation to resubmit along with other new proposals once new guidelines on feasibility have been developed.</i></p> <p>Based upon this direction, staff has listed the action item for City Council to reject all proposals received. This language is consistent with the Nov. 2021 RFC document, and will formally conclude any further consideration or discussion of the 4 proposals received in March 2022.</p> <p>Pursuant to an affirmative vote by City Council, staff will proceed with notification to all 4 responders to the Nov. 2021 RFC, to include an invitation to resubmit, once the Feasibility Study has been conducted and the City Council has approved the issuance of a new Request for Concepts or Proposals.</p> <p>All proposals are currently available for review at <a href="https://www.stcharlesil.gov/projects/request-concepts-downtown-riverfront-property">https://www.stcharlesil.gov/projects/request-concepts-downtown-riverfront-property</a></p> |                                      |  |  |
| <b>Attachments</b> <i>(please list):</i><br>None   |                                      |  |  |
| <b>Recommendation/Suggested Action</b> <i>(briefly explain):</i><br>Vote on the motion.  |                                      |  |  |