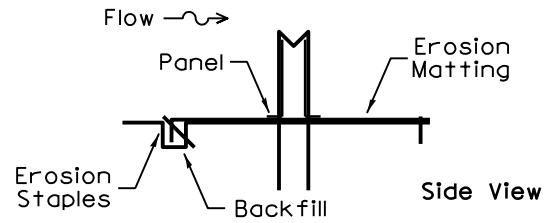
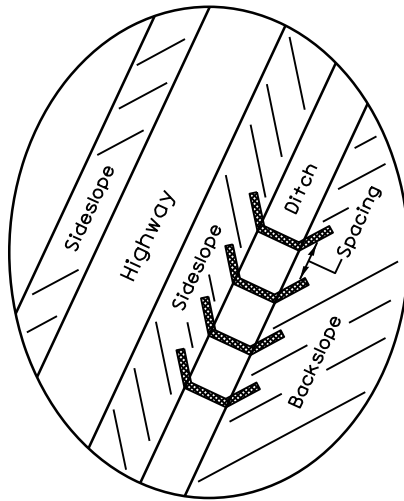
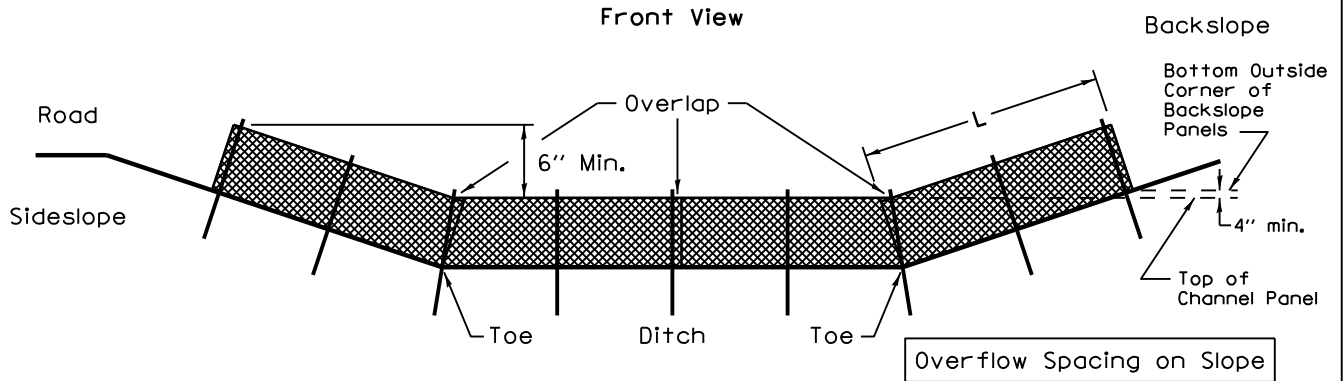
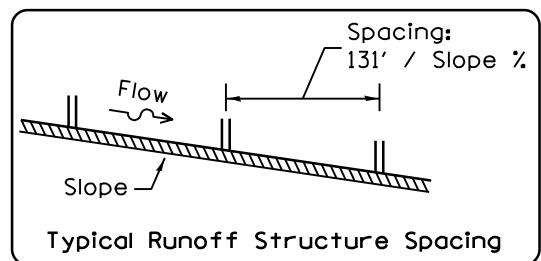


SYNTHETIC POROUS RUNOFF CONTROL STRUCTURES



Minimum Installation Length up Slopes	
Slope	Panels
2:1	1
2.5:1	1.5
3:1	2
3.5:1	2
4:1	2
5:1	2.5
6:1	2.5



REFERENCE
 Project _____
 Designed _____ Date _____
 Checked _____ Date _____
 Approved _____ Date _____



STANDARD DWG. NO.
IUM-514
 SHEET 1 OF 1
 DATE 8-19-11