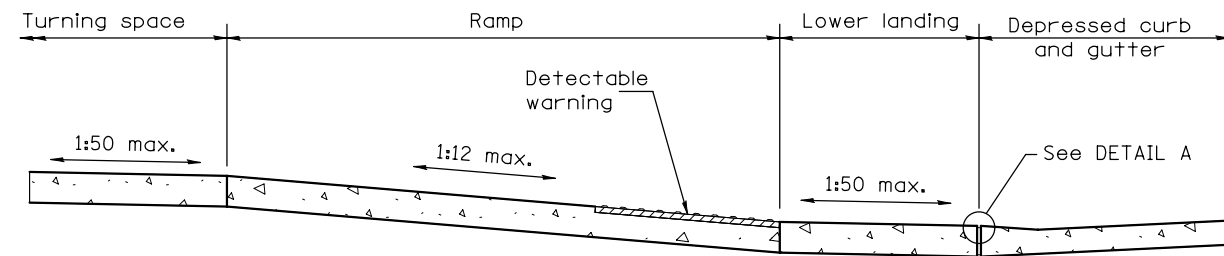


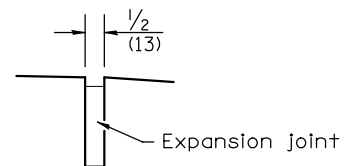
**RAMPS IN LANDSCAPED AREA**  
**SETBACK ≤ 5'**

Depressed curb and gutter

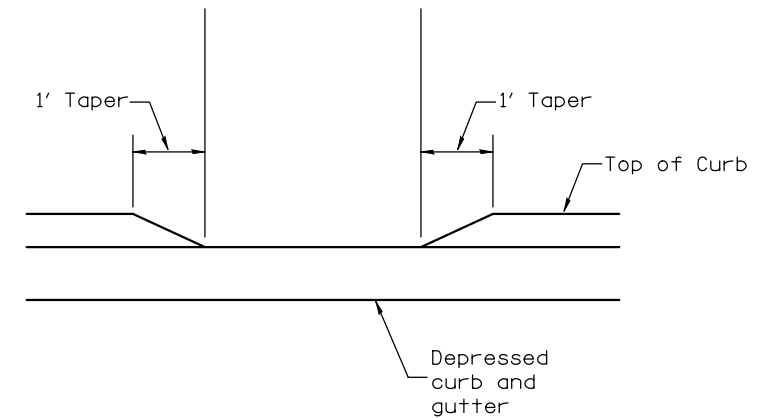


**SECTION A-A**

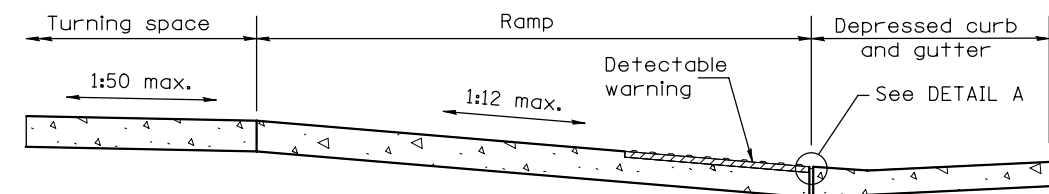
② The running slope of the curb ramp shall not require the ramp length to exceed 15' (4.5 m).



**DETAIL A**



**SECTION C-C**



**SECTION B-B**

② The running slope of the curb ramp shall not require the ramp length to exceed 15' (4.5 m).

**GENERAL NOTES**

All slope ratios are expressed as units of vertical displacement to units of horizontal displacement (V:H).

Where the turning space is constrained on a side opposite a ramp, the minimum length of the turning space in the direction of the ramp-run shall be 5' (1.52 m).

Where 1:50 maximum slope is shown, 1:64 is preferred.

See Standard 606001 for details of depressed curb adjacent to curb ramp.

All dimensions are in inches (millimeters) unless otherwise shown.

**PERPENDICULAR CURB RAMPS FOR SIDEWALKS**

Date: February 8, 2016