

2/17/2017

CITY OF ST CHARLES
COMPANY 1000
EXPENDITURE APPROVAL LIST

Refer to: 2/21/17
Minutes
Page
1/30/2017 - 2/12/2017

| <u>VENDOR</u> | <u>VENDOR NAME</u> | <u>PO NUMBER</u> | <u>AMOUNT</u> | <u>DATE</u> | <u>INVOICE</u> | <u>DESCRIPTION</u> |
|---------------|--------------------------|------------------|---------------|-------------|--------------------|-------------------------------|
| 114 | DG HARDWARE | 87588 | 39.21 | 02/02/2017 | 68307/F | MISC SUPPLIES |
| | | 87588 | 4.40 | 02/02/2017 | 68335/F | COARSE DRYWAL SCREWS |
| | | 87588 | 47.32 | 02/09/2017 | 68369/F | MISC SUPPLIES |
| | | | 7.19 | 02/09/2017 | 68437/F | EMA SUPPLIES |
| | DG HARDWARE Total | | 98.12 | | | |
| 139 | AFLAC | | | | | |
| | | | 24.92 | 02/03/2017 | ACAN170203144433IS | AFLAC Cancer Insurance |
| | | | 90.86 | 02/03/2017 | ACAN170203144433PI | AFLAC Cancer Insurance |
| | | | 97.37 | 02/03/2017 | ACAN170203144433PI | AFLAC Cancer Insurance |
| | | | 25.20 | 02/03/2017 | ADIS170203144433FD | AFLAC Disability and STD |
| | | | 26.21 | 02/03/2017 | ADIS170203144433FN | AFLAC Disability and STD |
| | | | 150.40 | 02/03/2017 | ADIS170203144433PD | AFLAC Disability and STD |
| | | | 20.08 | 02/03/2017 | ADIS170203144433PV | AFLAC Disability and STD |
| | | | 8.10 | 02/03/2017 | AHIC170203144433FD | AFLAC Hospital Intensive Care |
| | | | 8.10 | 02/03/2017 | AHIC170203144433PD | AFLAC Hospital Intensive Care |
| | | | 33.84 | 02/03/2017 | AHIC170203144433PV | AFLAC Hospital Intensive Care |
| | | | 57.23 | 02/03/2017 | APAC170203144433FI | AFLAC Personal Accident |
| | | | 16.32 | 02/03/2017 | APAC170203144433FI | AFLAC Personal Accident |
| | | | 67.28 | 02/03/2017 | APAC170203144433PI | AFLAC Personal Accident |
| | | | 13.38 | 02/03/2017 | APAC170203144433PI | AFLAC Personal Accident |
| | | | 13.57 | 02/03/2017 | ASPE170203144433FN | AFLAC Specified Event (PRP) |
| | | | 7.38 | 02/03/2017 | ASPE170203144433PI | AFLAC Specified Event (PRP) |
| | | | 17.04 | 02/03/2017 | ASPE170203144433PV | AFLAC Specified Event (PRP) |
| | | | 42.48 | 02/03/2017 | AVOL170203144433FN | AFLAC Voluntary Indemnity |
| | | | 120.68 | 02/03/2017 | AVOL170203144433PI | AFLAC Voluntary Indemnity |
| | | | 21.46 | 02/03/2017 | AVOL170203144433PV | AFLAC Voluntary Indemnity |
| | AFLAC Total | | 861.90 | | | |
| 145 | AIR ONE EQUIPMENT INC | | | | | |
| | | 90405 | 84.50 | 02/02/2017 | 119092 | SENSIT LEAK DETECTOR SENS |
| | | 90266 | 770.10 | 02/02/2017 | 119144 | EV1 HELMET |
| | | 90282 | 2,819.30 | 02/02/2017 | 119145 | TFT JUMBO LOW PROFILE BIN |
| | | 90267 | 44.87 | 02/09/2017 | 119353 | MISC PARTS |

| <u>VENDOR</u> | <u>VENDOR NAME</u> | <u>PO NUMBER</u> | <u>AMOUNT</u> | <u>DATE</u> | <u>INVOICE</u> | <u>DESCRIPTION</u> |
|---------------|--------------------------------------|------------------|------------------|-------------|----------------|----------------------------|
| | AIR ONE EQUIPMENT INC Total | | <u>3,718.77</u> | | | |
| 149 | ALARM DETECTION SYSTEMS INC | 87591 | 152.25 | 02/02/2017 | 46090-1177 | QUARTERLY CHARGES FEB-AF |
| | ALARM DETECTION SYSTEMS INC Total | | <u>152.25</u> | | | |
| 185 | AL WARREN OIL CO INC | 90471 | 14,451.20 | 02/09/2017 | W1030148 | INVENTORY ITEMS FUEL |
| | AL WARREN OIL CO INC Total | | <u>14,451.20</u> | | | |
| 186 | AMALGAMATED BANK OF CHICAGO | | 475.00 | 02/09/2017 | 1855694007A | STC SERIES 2015A |
| | AMALGAMATED BANK OF CHICAGO Total | | <u>475.00</u> | | | |
| 221 | ANDERSON PEST CONTROL | | 571.66 | 02/01/2017 | 4136054 | MONTHLY BILLING |
| | ANDERSON PEST CONTROL Total | | <u>571.66</u> | | | |
| 246 | AQUA BACKFLOW INC | 88109 | 1,540.00 | 02/09/2017 | 2016-306 | JANUARY 2017 BILLING |
| | AQUA BACKFLOW INC Total | | <u>1,540.00</u> | | | |
| 254 | ARISTA INFORMATION SYSTEMS INC | 87777 | 5,241.46 | 02/02/2017 | 1330201701 | MONTHLY UB POSTAGE |
| | ARISTA INFORMATION SYSTEMS INC Total | | <u>7,149.12</u> | | 22580 | MONTHLY UB PRINTING SVC |
| 272 | ASK ENTERPRISES & SON INC | 90340 | 752.00 | 02/09/2017 | 23198 | INVENTORY ITEMS |
| | ASK ENTERPRISES & SON INC Total | | <u>752.00</u> | | | |
| 279 | ATLAS CORP & NOTARY SUPPLY CO | | 39.00 | 02/09/2017 | 020817CG | C GOETZ |
| | ATLAS CORP & NOTARY SUPPLY CO Total | | <u>78.40</u> | | 447266 | R MURAWSKI/D KUTTNER |
| 284 | ILLINOIS BELL TELEPHONE CO | | 55.00 | 02/02/2017 | 010817 | MONTHLY CHRGS 1-9 THRU 2-4 |
| | ILLINOIS BELL TELEPHONE CO Total | | <u>55.00</u> | | | |
| 300 | AMERICAN WATER WORKS ASSOC | | | | | |

| <u>VENDOR</u> | <u>VENDOR NAME</u> | <u>PO NUMBER</u> | <u>AMOUNT</u> | <u>DATE</u> | <u>INVOICE</u> | <u>DESCRIPTION</u> |
|---------------|------------------------------------|------------------|-------------------------------|-------------|----------------|---------------------------|
| | AMERICAN WATER WORKS ASSOC Total | 90574 | 206.00 <u>206.00</u> | 02/02/2017 | 7001298201 | RENEWAL T WILSON |
| 305 | BADGER METER INC | 90341 | 1,495.50 <u>1,495.50</u> | 02/09/2017 | 1143752 | INVENTORY ITEMS |
| 312 | BADGER METER INC Total | | | | | |
| | BARCO PRODUCTS CO | 90378 | 507.35 <u>507.35</u> | 02/02/2017 | BP00051769 | ANTI FATIGUE MATS |
| 312 | BARCO PRODUCTS CO Total | | | | | |
| 338 | AIRGAS NORTH CENTRAL | 87810 | 351.92 <u>351.92</u> | 02/09/2017 | 9059423404 | OUTFIT TOTE 200CGA 90 DEG |
| 338 | AIRGAS NORTH CENTRAL Total | | | | | |
| 364 | STATE STREET COLLISION | 90332 | 992.00 <u>992.00</u> | 02/02/2017 | 4653 | REPAIR |
| 364 | STATE STREET COLLISION Total | | | | | |
| 369 | BLUE GOOSE SUPER MARKET INC | 87579 | 12.38 | 02/02/2017 | 00305042 | REFRESHMENTS POLICE DEPT |
| 369 | BLUE GOOSE SUPER MARKET INC Total | 87579 | 27.38 <u>39.76</u> | 02/09/2017 | 00475166 | EMP SVC RECOGNITION |
| 369 | BLUE GOOSE SUPER MARKET INC Total | | | | | |
| 378 | BONNELL INDUSTRIES INC | 89731 | 12,915.90 <u>12,915.90</u> | 02/09/2017 | 0173302-IN | BRINE EQUIPMENT |
| 378 | BONNELL INDUSTRIES INC Total | | | | | |
| 382 | BOUND TREE MEDICAL LLC | 90304 | 116.46 <u>116.46</u> | 02/02/2017 | 82374057 | TEST LOAD PLUG STYLE |
| 382 | BOUND TREE MEDICAL LLC Total | | | | | |
| 403 | KEVIN BUCH | | 203.47 <u>203.47</u> | 02/02/2017 | 013017 | BOOTS HOFFMAN 12/6/16 |
| 403 | KEVIN BUCH Total | | | | | |
| 408 | BUILDING & FIRE CODE ACADEMY | | 345.00 <u>345.00</u> | 02/09/2017 | 021617 | VANN = 2-16 THRU 2-17-17 |
| 408 | BUILDING & FIRE CODE ACADEMY Total | | | | | |
| 414 | JAMES BURDEN | | | | | |

| <u>VENDOR</u> | <u>VENDOR NAME</u> | <u>PO NUMBER</u> | <u>AMOUNT</u> | <u>DATE</u> | <u>INVOICE</u> | <u>DESCRIPTION</u> |
|---------------|--------------------------------------|------------------|-----------------|-------------|--------------------|-----------------------------|
| | JAMES BURDEN Total | | 48.00 | 02/02/2017 | 021017 | PER DIEM 2-10,11,17,18 2017 |
| | | | <u>48.00</u> | | | |
| 422 | BRIAN BYRNE | | 297.41 | 02/09/2017 | 020717 | PER DIEM NATIONAL FIRE ACA |
| | BRIAN BYRNE Total | | <u>297.41</u> | | | |
| 464 | TREDROC TIRE SERVICES CBA TIRE | 90719 | 405.90 | 02/09/2017 | 5030 | V#1788 RO#57416 |
| | TREDROC TIRE SERVICES CBA TIRE Total | | <u>405.90</u> | | | |
| 467 | PAHCS II | | 255.20 | 02/09/2017 | 196306-196540 | HR TESTING SVCS |
| | PAHCS II Total | | <u>255.20</u> | | | |
| 473 | AT&T MOBILITY | | 31.80 | 02/09/2017 | 287258511326X02012 | SVC 1-24 THRU 2-23-17 |
| | AT&T MOBILITY Total | | <u>31.80</u> | | | |
| 491 | CHADS TOWING & RECOVERY INC | 87540 | 140.00 | 02/09/2017 | 56344 | TOWING - PD |
| | CHADS TOWING & RECOVERY INC Total | | <u>140.00</u> | | | |
| 517 | CINTAS CORPORATION | 87561 | 106.25 | 02/09/2017 | 344512801 | FLEET DEPT UNIFORM CLEANI |
| | CINTAS CORPORATION Total | 87561 | 101.75 | 02/02/2017 | 344509458 | WEEKLY UNIFORMS FLEET DE |
| | | | <u>208.00</u> | | | |
| 563 | CDW GOVERNMENT INC | 90467 | 75.99 | 02/02/2017 | GNQ7559 | NUANCE DNS HOME ED |
| | | 90426 | 390.79 | 02/02/2017 | GNS9299 | RECORDER DIGITAL PRO KIT |
| | | 90492 | 254.99 | 02/09/2017 | GPJ5516 | PRINTER MAINTENANCE KIT |
| | | 90423 | 754.44 | 02/09/2017 | GQH3381 | HAVIS DEVMT DOCTST |
| | CDW GOVERNMENT INC Total | | <u>1,476.21</u> | | | |
| 564 | COMCAST OF CHICAGO INC | | 13.93 | 02/09/2017 | 012717CH | SVC 2-7 THRU 3-6-17 |
| | | | 57.06 | 02/09/2017 | 012717FD | SVC 2-7 THRU 3-6-17 |
| | | | 33.70 | 02/09/2017 | 012717PW | SVC 2-7 THRU 3-6-17 |
| | | | 149.85 | 02/02/2017 | 012117OFC | SVC 1-28 THRU 2-27-17 |

| <u>VENDOR</u> | <u>VENDOR NAME</u> | <u>PO NUMBER</u> | <u>AMOUNT</u> | <u>DATE</u> | <u>INVOICE</u> | <u>DESCRIPTION</u> |
|---------------|-----------------------------------|------------------|------------------|-------------|----------------|----------------------------|
| | COMCAST OF CHICAGO INC Total | | <u>254.54</u> | | | |
| 602 | COOPER POWER SYSTEMS INC | 90263 | 87.37 | 02/02/2017 | 928442034 | KA55VS4 KIT |
| | | 90263 | 1,248.66 | 02/09/2017 | 928569524 | SUBSTATION MOUNTING FRAM |
| | COOPER POWER SYSTEMS INC Total | | <u>1,336.03</u> | | | |
| 608 | SCOTT CORYELL | | 12.00 | 02/02/2017 | 021317 | PER DIEM 2-13-17 |
| | SCOTT CORYELL Total | | <u>12.00</u> | | | |
| 642 | CUSTOM WELDING & FAB INC | 90506 | 422.65 | 02/09/2017 | 170009 | REPAIR VEHICLE 1864 |
| | CUSTOM WELDING & FAB INC Total | | <u>422.65</u> | | | |
| 646 | PADDOCK PUBLICATIONS INC | | 43.70 | 02/09/2017 | T4462792 | CERT OF PUBLICATION |
| | PADDOCK PUBLICATIONS INC Total | | <u>43.70</u> | | | |
| 683 | DE MAR TREE & LANDSCAPE SVC | 88131 | 7,022.40 | 02/09/2017 | 7760 | LINE CLEARING ELECTRIC DEF |
| | | 88131 | 14,714.00 | 02/02/2017 | 7759 | LINE CLEARING ELECTRIC DEF |
| | DE MAR TREE & LANDSCAPE SVC Total | | <u>21,736.40</u> | | | |
| 714 | DIVE RIGHT IN SCUBA INC | 90125 | 4,359.75 | 02/02/2017 | 90444 | SERVICE REPAIR |
| | | 89833 | 320.00 | 02/02/2017 | 90446 | REPAIR |
| | | 89833 | 50.00 | 02/02/2017 | 90447 | HYDROSTATIC CYLINDER TES |
| | DIVE RIGHT IN SCUBA INC Total | | <u>4,729.75</u> | | | |
| 719 | KRISTI DOBBS | | 125.00 | 02/09/2017 | 020117 | PETTY CASH |
| | KRISTI DOBBS Total | | <u>125.00</u> | | | |
| 767 | EAGLE ENGRAVING INC | 87523 | 9.00 | 02/09/2017 | 2017-263 | BLK/WHITE SIGN |
| | EAGLE ENGRAVING INC Total | | <u>9.00</u> | | | |
| 776 | HD SUPPLY WATERWORKS | 90342 | 177.00 | 02/09/2017 | G200184 | DUPLICATE SHIPMENT |
| | | | 1,473.25 | 02/09/2017 | G629936 | INVENTORY ITEMS |

| <u>VENDOR</u> | <u>VENDOR NAME</u> | <u>PO NUMBER</u> | <u>AMOUNT</u> | <u>DATE</u> | <u>INVOICE</u> | <u>DESCRIPTION</u> |
|---------------|---------------------------------------|------------------|-------------------|-------------|--------------------|------------------------|
| | | 90364 | -177.00 | 02/09/2017 | G694438 | CREDIT INV G026808 |
| | | 90370 | 351.00 | 02/02/2017 | G631482 | CRD PRESSURE RED VALVE |
| | | | 384.00 | 02/02/2017 | G641982 | INVENTORY ITEMS |
| | HD SUPPLY WATERWORKS Total | | 2,208.25 | | | |
| 789 | ANIXTER INC | 90111 | 532.80 | 02/02/2017 | 3430176-00 | INVENTORY ITEMS |
| | | 90344 | 1,078.11 | 02/02/2017 | 3447147-01 | INVENTORY ITEMS |
| | | 90407 | 176.60 | 02/02/2017 | 3449454-00 | INVENTORY ITEMS |
| | | 89756 | 373.32 | 02/09/2017 | 3461812-00 | INVENTORY ITEMS |
| | | 88651 | 3,240.00 | 01/30/2017 | 3461792-00 | INVENTORY ITEMS |
| | | 90156 | 162,150.00 | 02/03/2017 | 3433899-00 | INVENTORY ITEMS |
| | ANIXTER INC Total | | 167,550.83 | | | |
| 790 | ELGIN PAPER CO | 90345 | 19.44 | 02/02/2017 | 591954 | INVENTORY ITEMS |
| | | 90444 | 793.53 | 02/02/2017 | 592018 | INVENTORY ITEMS |
| | ELGIN PAPER CO Total | | 812.97 | | | |
| 825 | EO SCHWEITZER MFG CO LLC | 90048 | 1,788.00 | 02/02/2017 | 1159-19664 | INVENTORY ITEMS |
| | EO SCHWEITZER MFG CO LLC Total | | 1,788.00 | | | |
| 826 | BORDER STATES | 90445 | 475.20 | 02/02/2017 | 912447105 | INVENTORY ITEMS |
| | | 88814 | 24,450.28 | 02/02/2017 | 912459936 | INVENTORY ITEMS |
| | | 90346 | 2,212.82 | 02/02/2017 | 912459937 | INVENTORY ITEMS |
| | | 90606 | 60.13 | 02/02/2017 | 912519662 | INVENTORY ITEMS |
| | BORDER STATES Total | | 27,198.43 | | | |
| 840 | EXECUTIVE CAR WASH LLC | 90458 | 800.00 | 02/02/2017 | JAN17-1 | CAR WASHES POLICE DEPT |
| | EXECUTIVE CAR WASH LLC Total | | 800.00 | | | |
| 859 | FEECE OIL CO | 90496 | 1,466.85 | 02/09/2017 | 3461665 | INVENTORY ITEMS |
| | | 90496 | 913.50 | 02/09/2017 | 3461666 | INVENTORY ITEMS |
| | FEECE OIL CO Total | | 2,380.35 | | | |
| 870 | FIRE PENSION FUND | | 364.55 | 02/03/2017 | FP1%170203144433FL | Fire Pension 1% Fee |

| <u>VENDOR</u> | <u>VENDOR NAME</u> | <u>PO NUMBER</u> | <u>AMOUNT</u> | <u>DATE</u> | <u>INVOICE</u> | <u>DESCRIPTION</u> |
|---------------|-----------------------------------------------|------------------|---------------------------------------------------------|--------------------------|------------------------------------------|-------------------------------------|
| | FIRE PENSION FUND Total | | 2,114.10 14,739.51 17,218.16 | 02/03/2017 02/03/2017 | FRP2170203144433FC FRPN170203144433FI | Fire Pension Tier 2 Fire Pension |
| 876 | FIRST ENVIRONMENTAL LAB INC | 87522 | 54.00 54.00 | 02/02/2017 | 132517 | PROJ EFFLUENT MONITOR |
| | FIRST ENVIRONMENTAL LAB INC Total | | 54.00 | | | |
| 888 | J C SCHULTZ ENTERPRISES | 89406 | 544.39 544.39 | 02/02/2017 | 0000380007 | INVENTORY ITEMS |
| | J C SCHULTZ ENTERPRISES Total | | 544.39 | | | |
| 891 | FLEET SAFETY SUPPLY | 87563 | 108.15 108.15 | 02/09/2017 | 67164 | 12" SWITCH CONTROL |
| | FLEET SAFETY SUPPLY Total | | 108.15 | | | |
| 916 | FOX VALLEY FIRE & SAFETY INC | | | | | |
| | | 87593 | 114.00 | 02/09/2017 | IN00058590 | QUARTERLY JANUARY |
| | | 87593 | 114.00 | 02/09/2017 | IN00058947 | QUARTERLY JANUARY |
| | | 87593 | 114.00 | 02/09/2017 | IN00058948 | QUARTERLY JANUARY |
| | | 87593 | 114.00 | 02/09/2017 | IN00058949 | QUARTERLY JANUARY |
| | | 87593 | 114.00 | 02/09/2017 | IN00058951 | QUARTERLY JANUARY |
| | | 87593 | 94.70 | 02/09/2017 | IN00059794 | SERVICE REPAIR |
| | | 87593 | 94.70 | 02/09/2017 | IN00059794 | SERVICE REPAIR |
| | | 87593 | -94.70 | 02/09/2017 | IN00059794 | SERVICE REPAIR |
| | | 87593 | -94.70 | 02/09/2017 | IN00059794 | SERVICE REPAIR |
| | | 87593 | 308.00 | 02/09/2017 | IN00059984 | SERVICE REPAIR |
| | FOX VALLEY FIRE & SAFETY INC Total | | 878.00 | | | |
| 919 | FOX ALUMINUM | 90510 | 899.88 899.88 | 02/09/2017 | 227240 | BAKFLIP MX4 |
| | FOX ALUMINUM Total | | 899.88 | | | |
| 956 | CITY OF GENEVA | 87713 | 115,598.92 115,598.92 | 02/09/2017 | 2017-00060034 | TRI COM DISPATCH RATE |
| | CITY OF GENEVA Total | | 115,598.92 | | | |
| 989 | GORDON FLESCH CO INC | | 31.35 145.55 | 02/02/2017 02/02/2017 | IN11784820 IN117865556 | MONTHLY BILLING MONTHLY BILLING |

| <u>VENDOR</u> | <u>VENDOR NAME</u> | <u>PO NUMBER</u> | <u>AMOUNT</u> | <u>DATE</u> | <u>INVOICE</u> | <u>DESCRIPTION</u> |
|---------------|-------------------------------------|------------------|-----------------|-------------|--------------------|----------------------------|
| | GORDON FLESCH CO INC Total | | <u>176.90</u> | | | |
| 1031 | HAMPTON LENZINI & RENWICK INC | 87824 | 2,193.75 | 02/02/2017 | 000020170021 | SVCS THRU 12-31-16 |
| | HAMPTON LENZINI & RENWICK INC Total | | <u>2,193.75</u> | | | |
| 1036 | HARRIS BANK NA | | 1,440.00 | 02/03/2017 | UNF 170203144433FD | Union Dues - IAFF |
| | HARRIS BANK NA Total | | <u>1,440.00</u> | | | |
| 1080 | HILTI INC | 90394 | 73.36 | 02/02/2017 | 4608879254 | INVENTORY ITEMS |
| | HILTI INC Total | | <u>46.44</u> | | | |
| 1106 | CAPITAL ONE NATIONAL ASSOC | | | | | CREDITS PO 90394 |
| | | 87651 | 84.95 | 02/02/2017 | 702600009453 | COFFEE |
| | | 90567 | 67.96 | 02/02/2017 | 702600009453A | COFFEE |
| | | 90556 | 33.98 | 02/02/2017 | 702600009453C | COFFEE |
| | | 90589 | 35.97 | 02/02/2017 | 702600009453D | COFFEE |
| | | 87758 | 8.99 | 02/02/2017 | 702600009453E | SOFT SOAP |
| | | 90651 | 277.99 | 02/09/2017 | 703000008601 | VIZIO TV PUBLIC SERVICES |
| | | 90667 | 41.97 | 02/09/2017 | 703200008936 | VENDING MACHINE |
| | | 87525 | 33.47 | 02/09/2017 | 703200010733 | MISC SUPPLIES - PD |
| | | 90677 | 76.00 | 02/09/2017 | 703400051449 | REFRESHMENTS FIRE DEPT |
| | CAPITAL ONE NATIONAL ASSOC Total | | <u>661.28</u> | | | |
| 1113 | HUFF & HUFF INC | 90106 | 257.75 | 02/09/2017 | 0732259 | SVCS THRU 1-20-17 |
| | HUFF & HUFF INC Total | | <u>257.75</u> | | | |
| 1133 | IBEW LOCAL 196 | | 179.00 | 02/03/2017 | UNE 170203144433PV | Union Due - IBEW |
| | IBEW LOCAL 196 Total | | <u>658.19</u> | | | |
| | | | <u>837.19</u> | | | Union Due - IBEW - percent |
| 1136 | ICMA RETIREMENT CORP | | 200.91 | 02/03/2017 | C401170203144433CA | 401A Savings Plan Company |
| | | | 526.22 | 02/03/2017 | C401170203144433CD | 401A Savings Plan Company |
| | | | 424.64 | 02/03/2017 | C401170203144433FD | 401A Savings Plan Company |
| | | | 543.95 | 02/03/2017 | C401170203144433FN | 401A Savings Plan Company |

| <u>VENDOR</u> | <u>VENDOR NAME</u> | <u>PO_NUMBER</u> | <u>AMOUNT</u> | <u>DATE</u> | <u>INVOICE</u> | <u>DESCRIPTION</u> |
|---------------|--------------------|------------------|---------------|-------------|--------------------|------------------------------|
| | | | 219.80 | 02/03/2017 | C401170203144433HR | 401A Savings Plan Company |
| | | | 313.43 | 02/03/2017 | C401170203144433IS | 401A Savings Plan Company |
| | | | 636.60 | 02/03/2017 | C401170203144433PD | 401A Savings Plan Company |
| | | | 724.19 | 02/03/2017 | C401170203144433PV | 401A Savings Plan Company |
| | | | 200.91 | 02/03/2017 | E401170203144433CA | 401A Savings Plan Employee |
| | | | 526.22 | 02/03/2017 | E401170203144433CD | 401A Savings Plan Employee |
| | | | 424.64 | 02/03/2017 | E401170203144433FD | 401A Savings Plan Employee |
| | | | 543.95 | 02/03/2017 | E401170203144433FN | 401A Savings Plan Employee |
| | | | 219.80 | 02/03/2017 | E401170203144433HR | 401A Savings Plan Employee |
| | | | 313.43 | 02/03/2017 | E401170203144433IS | 401A Savings Plan Employee |
| | | | 636.60 | 02/03/2017 | E401170203144433PD | 401A Savings Plan Employee |
| | | | 724.19 | 02/03/2017 | E401170203144433PV | 401A Savings Plan Employee |
| | | | 923.07 | 02/03/2017 | ICMA170203144433CA | ICMA Deductions - Dollar Amt |
| | | | 1,858.00 | 02/03/2017 | ICMA170203144433CE | ICMA Deductions - Dollar Amt |
| | | | 1,575.00 | 02/03/2017 | ICMA170203144433FD | ICMA Deductions - Dollar Amt |
| | | | 817.31 | 02/03/2017 | ICMA170203144433FN | ICMA Deductions - Dollar Amt |
| | | | 480.00 | 02/03/2017 | ICMA170203144433HF | ICMA Deductions - Dollar Amt |
| | | | 875.00 | 02/03/2017 | ICMA170203144433IS | ICMA Deductions - Dollar Amt |
| | | | 7,558.07 | 02/03/2017 | ICMA170203144433PC | ICMA Deductions - Dollar Amt |
| | | | 5,025.07 | 02/03/2017 | ICMA170203144433PV | ICMA Deductions - Dollar Amt |
| | | | 216.24 | 02/03/2017 | ICMP170203144433CA | ICMA Deductions - Percent |
| | | | 958.64 | 02/03/2017 | ICMP170203144433CE | ICMA Deductions - Percent |
| | | | 2,163.56 | 02/03/2017 | ICMP170203144433FD | ICMA Deductions - Percent |
| | | | 798.83 | 02/03/2017 | ICMP170203144433FN | ICMA Deductions - Percent |
| | | | 371.91 | 02/03/2017 | ICMP170203144433HF | ICMA Deductions - Percent |
| | | | 1,031.29 | 02/03/2017 | ICMP170203144433IS | ICMA Deductions - Percent |
| | | | 2,216.07 | 02/03/2017 | ICMP170203144433PC | ICMA Deductions - Percent |
| | | | 1,034.24 | 02/03/2017 | ICMP170203144433PV | ICMA Deductions - Percent |
| | | | 236.53 | 02/03/2017 | ROTH170203144433FI | Roth IRA Deduction |
| | | | 85.00 | 02/03/2017 | ROTH170203144433FI | Roth IRA Deduction |
| | | | 292.30 | 02/03/2017 | ROTH170203144433HI | Roth IRA Deduction |
| | | | 221.50 | 02/03/2017 | ROTH170203144433IS | Roth IRA Deduction |
| | | | 995.00 | 02/03/2017 | ROTH170203144433PI | Roth IRA Deduction |
| | | | 295.00 | 02/03/2017 | ROTH170203144433PI | Roth IRA Deduction |
| | | | 10.00 | 02/03/2017 | RTHA170203144433CI | Roth 457 - Dollar Amount |
| | | | 261.00 | 02/03/2017 | RTHA170203144433FI | Roth 457 - Dollar Amount |
| | | | 35.00 | 02/03/2017 | RTHA170203144433HI | Roth 457 - Dollar Amount |
| | | | 25.00 | 02/03/2017 | RTHA170203144433IS | Roth 457 - Dollar Amount |
| | | | 100.00 | 02/03/2017 | RTHA170203144433PI | Roth 457 - Dollar Amount |

| <u>VENDOR</u> | <u>VENDOR NAME</u> | <u>PO NUMBER</u> | <u>AMOUNT</u> | <u>DATE</u> | <u>INVOICE</u> | <u>DESCRIPTION</u> |
|---------------|------------------------------------|------------------|-------------------|-------------|--------------------|---------------------------|
| | ICMA RETIREMENT CORP Total | | <u>39,190.97</u> | | | |
| 1149 | ILLINOIS ENVIRONMENTAL | | 752.31 | 02/03/2017 | RTHA170203144433P1 | Roth 457 - Dollar Amount |
| | | | 292.69 | 02/03/2017 | RTHP170203144433FI | Roth 457 - Percent |
| | | | 94.00 | 02/03/2017 | RTHP170203144433P1 | Roth 457 - Percent |
| | | | 31.20 | 02/03/2017 | RTHP170203144433P1 | Roth 457 - Percent |
| | | | 382.66 | 02/03/2017 | 020317 | PLAN 109830 - ICMA |
| | | | <u>174,210.57</u> | 02/06/2017 | L172344-11 | DEBT SVC PROJ #L17-2344 |
| | | | 307,098.91 | 02/06/2017 | L174716-5 | DEBT SVC PROJ #L17-4716 |
| | | | <u>481,309.48</u> | | | |
| 1170 | ILLINOIS ENVIRONMENTAL Total | | | | | |
| | IMPACT NETWORKING LLC | 90420 | 1,199.60 | 02/02/2017 | IN261844 | INVENTORY ITEMS |
| | IMPACT NETWORKING LLC Total | | <u>1,199.60</u> | | | |
| 1214 | IMS INFRASTRUCTURE MGMT | 90138 | 2,000.00 | 02/02/2017 | 15016-1 | ON SITE SOFTWARE TRAINING |
| | IMS INFRASTRUCTURE MGMT Total | | <u>2,000.00</u> | | | |
| 1215 | ILLINOIS MUNICIPAL UTILITIES | 90687 | 75.00 | 02/09/2017 | SC-17-001 | VOLUTARY SCHOLARSHIP |
| | ILLINOIS MUNICIPAL UTILITIES Total | | <u>75.00</u> | | | |
| 1216 | INDUSTRIAL SYSTEMS LTD | 89972 | 6,750.00 | 02/02/2017 | 20612 | INFERNALMELT STOCKPILE |
| | INDUSTRIAL SYSTEMS LTD Total | | <u>6,750.00</u> | | | |
| 1225 | INSIGHT PUBLIC SECTOR | 90415 | 43.31 | 02/02/2017 | 1100514324 | URBAN AMOR GEAR SCOUT C/ |
| | | 90424 | 109.31 | 02/02/2017 | 1100514526 | BTI REPLACEMENT BATTERY |
| | | 90472 | 43.31 | 02/09/2017 | 1100515416 | URBAN ARMOR GEAR FOR TAE |
| | | | <u>195.93</u> | | | |
| 1240 | INTERSTATE BATTERY SYSTEM OF | 90498 | 385.90 | 02/09/2017 | 10072799 | INVENTORY ITEMS |
| | | 90225 | 385.90 | 02/09/2017 | 60338129 | INVENTORY ITEMS |
| | | 90234 | 127.60 | 02/02/2017 | 1915201016461 | INVENTORY ITEMS |
| | | 90479 | 430.80 | 02/02/2017 | 60338215 | INVENTORY ITEMS |
| | | | <u>1,330.20</u> | | | |
| | INTERSTATE BATTERY SYSTEM OF Total | | | | | |

| <u>VENDOR</u> | <u>VENDOR NAME</u> | <u>PO NUMBER</u> | <u>AMOUNT</u> | <u>DATE</u> | <u>INVOICE</u> | <u>DESCRIPTION</u> |
|---------------|--------------------------------------|------------------|-----------------|-------------|----------------|------------------------------|
| 1256 | ILLINOIS PUBLIC EMPLOYER LABOR | | 2,550.00 | 02/09/2017 | 030317 | SEMINAR 3-3-17 |
| | | | 175.00 | 02/09/2017 | 030317CM | SEMINAR 3-3-17 = C MINICK |
| | | | 2,725.00 | | | |
| 1316 | ILLINOIS PUBLIC EMPLOYER LABOR Total | | | | | |
| | KANE COUNTY CHIEF OF POLICE | | 200.00 | 02/02/2017 | 012617 | 2017 DUES CHIEF, DC AND 3 CI |
| | | | 200.00 | | | |
| 1381 | MARK KOENEN | | 48.00 | 02/02/2017 | 012517 | PER DIEM - SPRINGFIELD 1-25- |
| | | | 48.00 | | | |
| 1387 | KONICA MINOLTA BUS SOLUTIONS | | 199.30 | 02/09/2017 | 9003167126 | SVC 12-19 THRU 1-18-17 |
| | | | 454.29 | 02/09/2017 | 9003180375 | SVC 12-24 THRU 1-23-17 |
| | | | 653.59 | | | |
| 1403 | KONICA MINOLTA BUS SOLUTIONS Total | | | | | |
| | WEST VALLEY GRAPHICS & PRINT | 87537 | 54.00 | 02/02/2017 | 14695 | POST CARDS - PD |
| | | 90338 | 595.00 | 02/02/2017 | 14697 | STATIONARY FOR THE MAYOR |
| | | | 649.00 | | | |
| 1428 | WEST VALLEY GRAPHICS & PRINT Total | | | | | |
| | LATITUDE GEOGRAPHICS GROUP LTD | 90494 | 4,318.08 | 02/09/2017 | INV0005222 | MAINTENANCE |
| | | | 4,318.08 | | | |
| 1450 | LATITUDE GEOGRAPHICS GROUP LTD Total | | | | | |
| | LEE JENSEN SALES CO INC | 90278 | 138.00 | 02/02/2017 | 163786 | MISC SUPPLIES |
| | | | 138.00 | | | |
| 1485 | LEE JENSEN SALES CO INC Total | | | | | |
| | FRANCISCO LOPEZ | | 194.84 | 02/02/2017 | 013117 | FARM FLEET 1/28/17 |
| | | | 194.84 | | | |
| 1489 | FRANCISCO LOPEZ Total | | | | | |
| | LOWES | 87587 | 325.78 | 02/02/2017 | 02430/01-16-17 | MISC SUPPLIES |
| | | 87587 | 11.36 | 02/02/2017 | 02474/01-16-17 | COMBO STENCIL |
| | | 87587 | 383.78 | 02/02/2017 | 02560/01-17-17 | MISC SUPPLIES |
| | | 87587 | 34.16 | 02/09/2017 | 02225/01-23-17 | MISC SUPPLIES |
| | | 87754 | 5.56 | 02/09/2017 | 02359/01-24-17 | MISC SUPPLIES WASTEWATER |

| <u>VENDOR</u> | <u>VENDOR NAME</u> | <u>PO NUMBER</u> | <u>AMOUNT</u> | <u>DATE</u> | <u>INVOICE</u> | <u>DESCRIPTION</u> |
|---------------|------------------------------------------------|------------------|-----------------|-------------|----------------|-------------------------------|
| | | 87754 | 8.88 | 02/09/2017 | 02388/01-24-17 | MISC SUPPLIES WASTEWATER |
| | | 87587 | 39.60 | 02/09/2017 | 02825/01-19-17 | MISC SUPPLIES |
| | | 87754 | 89.12 | 02/09/2017 | 02922/01-20-17 | SUPPLIES |
| | | 87754 | 71.16 | 02/09/2017 | 02974/01-20-17 | MISC SUPPLIES |
| | | 90413 | 12.81 | 02/09/2017 | 1716 | INVENTORY ITEMS |
| | | 90517 | 177.24 | 02/09/2017 | 91853 | INVENTORY ITEMS |
| | LOWES Total | | 1,159.45 | | | |
| 1534 | MARTIN IMPLEMENT SALES INC | 90483 | 385.00 | 02/09/2017 | R13262 | RENT R80CR-9A EXCAVATOR |
| | MARTIN IMPLEMENT SALES INC Total | | 385.00 | | | |
| 1552 | DANIEL MASSA | | 153.77 | 02/02/2017 | 013117 | KOHL'S 1/27, 1/29 (4) WALMART |
| | DANIEL MASSA Total | | 153.77 | | | |
| 1559 | MAURINE PATTEN ED D | 87679 | 1,330.00 | 02/09/2017 | 020117 | MONTHLY BILLING JANUARY |
| | MAURINE PATTEN ED D Total | | 1,330.00 | | | |
| 1598 | MENARDS INC | 90456 | 30.93 | 02/02/2017 | 47746 | MISC LUMBER |
| | MENARDS INC Total | | 30.93 | | | |
| 1600 | MENDEL PLUMBING & HEATING INC | 90310 | 1,234.45 | 02/09/2017 | W43527 | SVC WELL#13 |
| | | 89814 | 3,419.00 | 02/09/2017 | W43528 | SVC FS#3 |
| | MENDEL PLUMBING & HEATING INC Total | | 4,653.45 | | | |
| 1603 | METRO WEST COG | | 40.00 | 02/02/2017 | 2842 | LEGISLATIVE MTG 1-19-17 |
| | | | 70.00 | 02/02/2017 | 2866 | BOARD MTG 1-26-17 |
| | METRO WEST COG Total | | 110.00 | | | |
| 1605 | METROPOLITAN FIRE CHIEFS ASSOC | 90674 | 80.00 | 02/09/2017 | 020617 | CHRISTENSEN/SWANSON MEN |
| | METROPOLITAN FIRE CHIEFS ASSOC Total | | 80.00 | | | |
| 1610 | TELVENT USA HOLDINGS LLC | 89748 | 19,800.00 | 02/09/2017 | 7290035670 | FIBER BUNDLE/WAVEPOINT |

| <u>VENDOR</u> | <u>VENDOR NAME</u> | <u>PO NUMBER</u> | <u>AMOUNT</u> | <u>DATE</u> | <u>INVOICE</u> | <u>DESCRIPTION</u> |
|---------------|------------------------------------|------------------|------------------|-------------|--------------------|-----------------------------|
| | TELVENT USA HOLDINGS LLC Total | | <u>19,800.00</u> | | | |
| 1613 | METROPOLITAN ALLIANCE OF POL | | 922.50 | 02/03/2017 | UNP 170203144433PD | Union Dues - IMAP |
| | | | 102.00 | 02/03/2017 | UNPS170203144433PI | Union Dues-Police Sergeants |
| | METROPOLITAN ALLIANCE OF POL Total | | <u>1,024.50</u> | | | |
| 1629 | MIDWEST DRIVESHAFT INC | 90513 | 237.90 | 02/09/2017 | 82374 | SERVICE REPAIR VEH 1713 |
| | MIDWEST DRIVESHAFT INC Total | | <u>237.90</u> | | | |
| 1636 | MID STATES ORGANIZED CRIME | | 250.00 | 02/02/2017 | 012517 | 2017 ANNUAL DUES INVESTIG/ |
| | MID STATES ORGANIZED CRIME Total | | <u>250.00</u> | | | |
| 1651 | MNJ TECHNOLOGIES DIRECT INC | 90429 | 3,060.52 | 02/02/2017 | 0003509695 | HP WORKSTATIONS |
| | | 90429 | 842.96 | 02/02/2017 | 0003509884 | HP GRAPHIC CARDS |
| | | 90429 | 449.92 | 02/02/2017 | 0003509977 | KINGSTON 32GB MODULE |
| | | 90462 | 59.58 | 02/02/2017 | 0003509978 | BROTHER TN360 TONER BLACI |
| | | 90466 | 81.84 | 02/02/2017 | 0003510245 | NOTEBOOK FOR DEROSA |
| | | 90473 | 140.35 | 02/02/2017 | 0003510490 | HP MONITOR |
| | | 90495 | 97.71 | 02/09/2017 | 0003511042 | MICROSOFT KEYBOARD COVE |
| | MNJ TECHNOLOGIES DIRECT INC Total | | <u>4,732.88</u> | | | |
| 1655 | MONROE TRUCK EQUIPMENT | 87567 | 126.70 | 02/09/2017 | 316102 | MTE-583 |
| | MONROE TRUCK EQUIPMENT Total | | <u>126.70</u> | | | |
| 1668 | FERGUSON ENTERPRISES INC | 90610 | 37.53 | 02/09/2017 | 3759708 | INVENTORY ITEMS |
| | FERGUSON ENTERPRISES INC Total | | <u>37.53</u> | | | |
| 1704 | NCPERS IL IMRF | | 8.00 | 02/03/2017 | NCP2170203144433PI | NCPERS 2 |
| | | | 16.00 | 02/03/2017 | NCP2170203144433PI | NCPERS 2 |
| | NCPERS IL IMRF Total | | <u>24.00</u> | | | |
| 1705 | NEENAH FOUNDRY COMPANY CORP | 90236 | 682.50 | 02/02/2017 | 203764 | INVENTORY ITEMS |

| <u>VENDOR</u> | <u>VENDOR NAME</u> | <u>PO NUMBER</u> | <u>AMOUNT</u> | <u>DATE</u> | <u>INVOICE</u> | <u>DESCRIPTION</u> |
|---------------|-----------------------------------|------------------|---------------|-------------|-----------------------|------------------------|
| | NEENAH FOUNDRY COMPANY CORP Total | | <u>682.50</u> | | | |
| 1711 | NESTLE WATERS NORTH AMERICA | 87949 | 683.30 | 02/02/2017 | 07A0122067317 | WATER DELIVERIES |
| | NESTLE WATERS NORTH AMERICA Total | | <u>683.30</u> | | | |
| 1745 | NICOR | | 259.38 | 02/02/2017 | 0000 6 JAN 25 2017 | SVC 12-22 THRU 1-24-17 |
| | | | 508.15 | 02/02/2017 | 0000 7 JAN 27 2017 | SVC 12-28 THRU 1-26-17 |
| | | | 4,631.99 | 02/02/2017 | 0929 6 JAN 24 2017 | SVC 12-22 THRU 1-24-17 |
| | | | 86.28 | 02/02/2017 | 1000 0 JAN 27 2017 | SVC 12-28 THRU 1-26-17 |
| | | | 377.60 | 02/02/2017 | 1000 1 JAN 27 2017 | SVC 12-28 THRU 1-26-17 |
| | | | 36.08 | 02/02/2017 | 1000 2 JAN 23 2017 | SVC 12-20 THRU 1-19-17 |
| | | | 842.91 | 02/02/2017 | 1000 2 JAN 25 2017 | SVC 12-22 THRU 1-24-17 |
| | | | 27.26 | 02/02/2017 | 1000 3 JAN 26 2017 | SVC 12-27 THRU 1-25-17 |
| | | | 364.69 | 02/02/2017 | 1000 4 JAN 26 2017 | SVC 12-27 THRU 1-25-17 |
| | | | 628.39 | 02/02/2017 | 1000 4 JAN 27 2017 | SVC 12-28 THRU 1-26-17 |
| | | | 60.21 | 02/02/2017 | 1000 5 JAN 25 2017 | SVC 12-22 THRU 1-24-17 |
| | | | 420.27 | 02/02/2017 | 1000 6 JAN 26 2017 | SVC 12-27 THRU 1-25-17 |
| | | | 98.54 | 02/02/2017 | 1000 8 JAN 27 2017 | SVC 12-28 THRU 1-26-17 |
| | | | 685.21 | 02/02/2017 | 1000 9 25 JAN 25 2017 | SVC 12-22 THRU 1-24-17 |
| | | | 505.21 | 02/02/2017 | 1000 9 JAN 25 2017 | SVC 12-22 THRU 1-24-17 |
| | | | 77.25 | 02/02/2017 | 1000 9 JAN 26 2017 | SVC 12-27 THRU 1-25-17 |
| | | | 128.50 | 02/02/2017 | 1000 9 JAN 27 2017 | SVC 12-28 THRU 1-26-17 |
| | | | 27.85 | 02/02/2017 | 1000 9-NS JAN 25 2017 | SVC 12-22 THRU 1-24-17 |
| | | | 476.76 | 02/02/2017 | 1829 0 JAN 26 2017 | SVC 12-22 THRU 1-24-17 |
| | | | 29.82 | 02/02/2017 | 1968 1 JAN 27 2017 | SVC 12-28 THRU 1-26-17 |
| | | | 29.82 | 02/02/2017 | 4625 3 JAN 27 2017 | SVC 12-28 THRU 1-26-17 |
| | | | 29.82 | 02/02/2017 | 5425 2 JAN 27 2017 | SVC 12-28 THRU 1-26-17 |
| | | | 30.98 | 02/02/2017 | 7497 2 JAN 25 2017 | SVC 12-22 THRU 1-24-17 |
| | | | 2,858.10 | 02/02/2017 | 7652 0 JAN 26 2017 | SVC 12-27 THRU 1-25-17 |
| | | | 12,647.29 | 02/02/2017 | 8317 9 JAN 26 2017 | SVC 12-22 THRU 1-24-17 |
| | | | 931.66 | 02/02/2017 | 9226 2 JAN 25 2017 | SVC 12-22 THRU 1-24-17 |
| | | | 15.97 | 02/02/2017 | 9676 7 JAN 25 2017 | SVC 12-22 THRU 1-24-17 |
| | | | 268.49 | 02/09/2017 | 0000 6 JAN 31 2017 | SVC 12-30 THRU 1-30-17 |
| | | | 31.67 | 02/09/2017 | 0847 6 JAN 31 2017 | SVC 12-30 THRU 1-30-17 |
| | | | 122.84 | 02/09/2017 | 1000 0 JAN 31 2017 | SVC 12-30 THRU 1-30-17 |
| | | | 159.76 | 02/09/2017 | 1000 1 FEB 3 2017 | SVC 1-4 THRU 2-2-17 |
| | | | 30.40 | 02/09/2017 | 1000 3 JAN 30 2017 | SVC 12-29 THRU 1-27-17 |

| <u>VENDOR</u> | <u>VENDOR NAME</u> | <u>PO NUMBER</u> | <u>AMOUNT</u> | <u>DATE</u> | <u>INVOICE</u> | <u>DESCRIPTION</u> |
|---------------|-------------------------------------------|------------------|------------------|-------------|--------------------|-------------------------------|
| | | | 27.14 | 02/09/2017 | 1000 6 FEB 3 2017 | SVC 1-4 THRU 2-2-17 |
| | | | 612.34 | 02/09/2017 | 1000 7 FEB 3 2017 | SVC 1-4 THRU 2-2-17 |
| | | | 83.40 | 02/09/2017 | 1000 8 JAN 31 2017 | SVC 12-29 THRU 1-30-17 |
| | | | 27.12 | 02/09/2017 | 1000 9 JAN 30 2017 | SVC 12-29 THRU 1-27-17 |
| | | | 604.76 | 02/09/2017 | 2485 8 FEB 3 2017 | SVC 1-4 THRU 2-2-17 |
| | | | 31.67 | 02/09/2017 | 4606 2 JAN 31 2017 | SVC 12-30 THRU 1-30-17 |
| | | | 93.96 | 02/09/2017 | 8642 6 JAN 31 2017 | SVC 12-30 THRU 1-30-17 |
| | NICOR Total | | 28,909.54 | | | |
| 1747 | COMPASS MINERALS AMERICA INC | | | | | |
| | | 52 | 5,077.43 | 02/02/2017 | 71587919 | SALT DELIVERY |
| | | 52 | 3,588.61 | 02/02/2017 | 71589050 | SALT DELIVERY |
| | | 51 | 2,969.66 | 02/02/2017 | 71590540 | BULK ROCK SALT |
| | | 51 | 3,022.12 | 02/02/2017 | 71590541 | BULK ROCK SALT |
| | COMPASS MINERALS AMERICA INC Total | | 14,657.82 | | | |
| 1775 | RAY O'HERRON CO | | | | | |
| | | 87545 | 108.98 | 02/02/2017 | 1702751-IN | UNIFORMS POLICE DEPT |
| | | 87545 | 31.49 | 02/02/2017 | 1703719-IN | POLICE DEPT UNIFORMS |
| | | 87545 | 203.00 | 02/09/2017 | 1703721-IN | POLICE DEPT UNIFORMS |
| | | 87545 | 148.47 | 02/09/2017 | 1703722-IN | POLICE DEPT UNIFORMS |
| | | 87545 | 37.39 | 02/09/2017 | 1704850-IN | POLICE DEPT UNIFORMS |
| | RAY O'HERRON CO Total | | 529.33 | | | |
| 1783 | ON TIME EMBROIDERY INC | | | | | |
| | | 87627 | 212.00 | 02/09/2017 | 36452 | FIRE DEPT EMBROIDERY |
| | | 87627 | 47.00 | 02/09/2017 | 37064 | UNIFORMS - FD |
| | | 87627 | 460.00 | 02/09/2017 | 38580 | UNIFORMS - FD |
| | | 87627 | 92.00 | 02/09/2017 | 38894 | UNIFORMS - FD |
| | | 87627 | 129.00 | 02/09/2017 | 38901 | UNIFORMS - FD |
| | | 87627 | 129.00 | 02/09/2017 | 38902 | UNIFORMS - FD |
| | | 87627 | 203.00 | 02/02/2017 | 38247 | UNIFORMS - FD |
| | | 87627 | 922.00 | 02/02/2017 | 38350 | UNIFORMS - FD |
| | | 87627 | 159.00 | 02/02/2017 | 38852 | UNIFORMS - FD |
| | ON TIME EMBROIDERY INC Total | | 2,353.00 | | | |
| 1861 | POLICE PENSION FUND | | | | | |
| | | | 3,901.23 | 02/03/2017 | PLP2170203144433PD | Police Pension Tier 2 |
| | | | 15,490.51 | 02/03/2017 | PLPN170203144433PI | Police Pension |
| | | | 460.42 | 02/03/2017 | POLP170203144433PI | Police Pension - non deferred |

| <u>VENDOR</u> | <u>VENDOR NAME</u> | <u>PO NUMBER</u> | <u>AMOUNT</u> | <u>DATE</u> | <u>INVOICE</u> | <u>DESCRIPTION</u> |
|---------------|------------------------------------|------------------|------------------|-------------|--------------------|-------------------------|
| 1864 | POLICE PENSION FUND Total | | <u>19,852.16</u> | | | |
| | POLYDYNE INC | 90470 | 15,870.00 | 02/09/2017 | 1108432 | CLARIFLOC C-6267 |
| | POLYDYNE INC Total | | <u>15,870.00</u> | | | |
| 1890 | LEGAL SHIELD | | 14.26 | 02/03/2017 | PPLS170203144433FE | Pre-Paid Legal Services |
| | | | 8.75 | 02/03/2017 | PPLS170203144433FN | Pre-Paid Legal Services |
| | | | 142.99 | 02/03/2017 | PPLS170203144433PI | Pre-Paid Legal Services |
| | | | 8.75 | 02/03/2017 | PPLS170203144433PV | Pre-Paid Legal Services |
| | LEGAL SHIELD Total | | <u>174.75</u> | | | |
| 1898 | PRIORITY PRODUCTS INC | | 62.13 | 02/02/2017 | 903556 | FLEET DEPT SUPPLIES |
| | | 87568 | 18.00 | 02/02/2017 | 903624 | PHIL FLAT MACHINE SCREW |
| | | 87568 | 62.15 | 02/09/2017 | 903884 | FLEET DEPT PARTS |
| | PRIORITY PRODUCTS INC Total | | <u>142.28</u> | | | |
| 1900 | PROVIDENT LIFE & ACCIDENT | | 26.76 | 02/03/2017 | POPT170203144433FI | Provident Optional Life |
| | PROVIDENT LIFE & ACCIDENT Total | | <u>26.76</u> | | | |
| 1925 | QUALITY FASTENERS INC | | 19.20 | 02/02/2017 | 18644 | INVENTORY ITEMS |
| | QUALITY FASTENERS INC Total | | <u>19.20</u> | | | |
| 1940 | RADCO COMMUNICATIONS INC | | 7,948.09 | 02/02/2017 | 81988 | INSTALLATION = UNIT #24 |
| | RADCO COMMUNICATIONS INC Total | | <u>7,948.09</u> | | | |
| 1946 | RANDALL PRESSURE SYSTEMS INC | | 64.00 | 02/09/2017 | I-08682-0 | FLEET DEPT TOOLS |
| | | 87569 | 72.87 | 02/09/2017 | I-08758-0 | FLEET DEPT SUPPLIES |
| | RANDALL PRESSURE SYSTEMS INC Total | | <u>136.87</u> | | | |
| 1953 | RBS PACKAGING INC | | 998.00 | 02/02/2017 | 2031348 | INVENTORY ITEMS |
| | RBS PACKAGING INC Total | | <u>998.00</u> | | | |
| 2029 | RODON CORPORATION | | | | | |

| <u>VENDOR</u> | <u>VENDOR NAME</u> | <u>PO NUMBER</u> | <u>AMOUNT</u> | <u>DATE</u> | <u>INVOICE</u> | <u>DESCRIPTION</u> |
|---------------|---------------------------------|------------------|-----------------|-------------|----------------|-----------------------------|
| | RODON CORPORATION Total | | 20.00 | 02/02/2017 | 011720193 | CHARGER FOR STOP PADDLE |
| | | | <u>20.00</u> | | | |
| 2031 | RAYMOND ROGINA | | 219.34 | 02/02/2017 | 012517 | SPRINGFIELD MILEAGE 1-25-17 |
| | RAYMOND ROGINA Total | | <u>219.34</u> | | | |
| 2032 | POMPS TIRE SERVICE INC | | 662.28 | 02/02/2017 | 640048222 | INVENTORY ITEMS |
| | | 90323 | 1,613.36 | 02/02/2017 | 640048238 | INVENTORY ITEMS |
| | | 88906 | 6.00 | 02/02/2017 | 640048510 | SCRAP DISPOSAL FEE |
| | | 88906 | 6.00 | 02/09/2017 | 640048574 | SCRAP DISPOSAL FEE |
| | | 90515 | 220.50 | 02/09/2017 | 640048617 | INVENTORY ITEMS |
| | | 88906 | 24.00 | 02/09/2017 | 640048679 | SCRAP DISPOSAL FEE |
| | POMPS TIRE SERVICE INC Total | | <u>2,532.14</u> | | | |
| 2046 | RUSSO POWER EQUIPMENT INC | | 341.94 | 02/09/2017 | 3691293 | PRUNER/ANGLED HEAD |
| | | 90199 | 13.33 | 02/02/2017 | 3704250 | MISC PARTS |
| | RUSSO POWER EQUIPMENT INC Total | | <u>355.27</u> | | | |
| 2055 | SAFETY-KLEEN | | 403.57 | 02/02/2017 | 72572874 | DISPOSAL FEE |
| | | 90463 | 100.00 | 02/09/2017 | 72467511 | DISPOSAL FEES |
| | | 90087 | 294.65 | 02/09/2017 | 72696192 | VAC SERVICE STOP |
| | SAFETY-KLEEN Total | | <u>798.22</u> | | | |
| 2084 | SCHULHOF COMPANY | | 230.50 | 02/02/2017 | 2917494 | PUBLIC SERVICES SUPPLIES |
| | SCHULHOF COMPANY Total | | <u>230.50</u> | | | |
| 2163 | SKYLINE TREE SERVICE & | | 292.50 | 02/09/2017 | 3521 | TREE REMOVAL SERVICES |
| | SKYLINE TREE SERVICE & Total | | <u>292.50</u> | | | |
| 2166 | SMITTY'S ON THE CORNER | | 101.17 | 02/09/2017 | JAN/FEB 201 | LUNCHEONS - 1-31 & 2-2-17 |
| | SMITTY'S ON THE CORNER Total | | <u>101.17</u> | | | |
| 2198 | STATE AUTOMATIC HEATING | | 874.00 | 02/02/2017 | 38693 | SNOW MELT SYS - CHECK |

| <u>VENDOR</u> | <u>VENDOR NAME</u> | <u>PO NUMBER</u> | <u>AMOUNT</u> | <u>DATE</u> | <u>INVOICE</u> | <u>DESCRIPTION</u> |
|---------------|--------------------------------------|------------------|------------------|-------------|---------------------|--------------------------|
| | STATE AUTOMATIC HEATING Total | | <u>874.00</u> | | | |
| 2201 | STANDARD EQUIPMENT CO | 90455 | 1,747.69 | 02/02/2017 | C19073 | MISC FLEET SUPPLIES |
| | | 90491 | 25.84 | 02/09/2017 | C19261 | INVENTORY ITEMS |
| | | 90502 | 1,931.42 | 02/09/2017 | C19281 | MISC SUPPLIES - FLEET |
| | | 90502 | 31.01 | 02/09/2017 | C19349 | COMPRESSOR BELT |
| | STANDARD EQUIPMENT CO Total | | <u>3,735.96</u> | | | |
| 2205 | STATE FIRE MARSHAL | 90580 | 200.00 | 02/02/2017 | 5125080897 | 10 STATE & 1ST ST PK DK |
| | STATE FIRE MARSHAL Total | | <u>200.00</u> | | | |
| 2214 | ST CHARLES CHAMBER OF COMMERCE | | 490.00 | 02/02/2017 | 176296042 | CHARLEMAGNE DINNER |
| | ST CHARLES CHAMBER OF COMMERCE Total | | <u>490.00</u> | | | |
| 2228 | CITY OF ST CHARLES | | 160.97 | 01/31/2017 | 3-31-31065-6-1-1216 | SVC 12-1 THRU 1-2-17 |
| | | | 115.00 | 01/31/2017 | 3-31-31067-2-1-1216 | SVC 12-1 THRU 1-2-17 |
| | | | 87.00 | 01/31/2017 | 3-31-31068-0-2-1216 | SVC 12-1 THRU 1-2-17 |
| | CITY OF ST CHARLES Total | | <u>362.97</u> | | | |
| 2235 | STEINER ELECTRIC COMPANY | 89943 | 41.90 | 02/09/2017 | S00555234.004 | INVENTORY ITEMS |
| | | 90021 | 468.13 | 02/09/2017 | S005564807.002 | INVENTORY ITEMS |
| | | 90022 | 615.47 | 02/09/2017 | S005565659.001 | INVENTORY ITEMS |
| | | 90022 | 8.41 | 02/09/2017 | S005565659.002 | INVENTORY ITEMS |
| | | 90154 | 302.10 | 02/02/2017 | S005584777.001 | ACTIVE JACKETS |
| | | 87755 | 341.86 | 02/02/2017 | S005587005.001 | MISC SUPPLIES |
| | | 90318 | 1,120.00 | 02/02/2017 | S005591248.001 | INVENTORY ITEMS |
| | STEINER ELECTRIC COMPANY Total | | <u>2,897.87</u> | | | |
| 2240 | STEWART SPREADING | 90401 | 16,964.24 | 02/02/2017 | 11572 | SLUDGE DEWATERING - W/PL |
| | STEWART SPREADING Total | | <u>16,964.24</u> | | | |
| 2259 | SUBURBAN ACCENTS INC | 87531 | 125.00 | 02/09/2017 | 24480 | GRAPHICS AND LETTERING |
| | | 87531 | 35.00 | 02/09/2017 | 24481 | GRAPHICS AND LETTERING |

| <u>VENDOR</u> | <u>VENDOR NAME</u> | <u>PO NUMBER</u> | <u>AMOUNT</u> | <u>DATE</u> | <u>INVOICE</u> | <u>DESCRIPTION</u> |
|---------------|--------------------------------------|------------------|-----------------|-------------|--------------------|------------------------|
| | SUBURBAN ACCENTS INC Total | | <u>160.00</u> | | | |
| 2273 | SUPERIOR ASPHALT MATERIALS LLC | 49 | 1,484.79 | 02/09/2017 | 20170037 | MATERIAL UPM 3/8" |
| | SUPERIOR ASPHALT MATERIALS LLC Total | | <u>1,484.79</u> | | | |
| 2283 | SCOTT SWANSON | | 41.82 | 02/09/2017 | 020717 | REIMB FOR SUPPLIES |
| | SCOTT SWANSON Total | | <u>41.82</u> | | | |
| 2300 | TEMCO MACHINERY INC | 87574 | 200.40 | 02/09/2017 | AG54108 | FLEET DEPT PARTS |
| | | 87574 | 1,031.64 | 02/09/2017 | AG54217 | FLEET DEPT PARTS |
| | | 87574 | 136.50 | 02/02/2017 | AG53991 | FLEET DEPT PARTS |
| | | 87574 | 95.76 | 02/02/2017 | AG54173 | HOSE TURBO |
| | TEMCO MACHINERY INC Total | | <u>1,464.30</u> | | | |
| 2301 | GENERAL CHAUFFERS SALES DRIVER | | 154.50 | 02/03/2017 | UNT 170203144433CD | Union Dues - Teamsters |
| | | | 121.00 | 02/03/2017 | UNT 170203144433FN | Union Dues - Teamsters |
| | | | 2,253.50 | 02/03/2017 | UNT 170203144433PA | Union Dues - Teamsters |
| | GENERAL CHAUFFERS SALES DRIVER Total | | <u>2,529.00</u> | | | |
| 2314 | 3M VHS0733 | 90303 | 243.00 | 02/02/2017 | SS44124 | INVENTORY ITEMS |
| | 3M VHS0733 Total | | <u>243.00</u> | | | |
| 2316 | APC STORE | 87575 | 8.22 | 02/02/2017 | 478-426762 | RO 57286 VEH 1728 |
| | | 87575 | 4.89 | 02/02/2017 | 478-426763 | RO 57286 VEH 1728 |
| | | | -11.46 | 02/02/2017 | 478-426925 | CREDITS INV 478-426732 |
| | | | -39.20 | 02/02/2017 | 478-427017 | CORE DEPOSIT REFUND |
| | | 87575 | 346.92 | 02/02/2017 | 478-427289 | RO 57254 VEH 1737 |
| | | 87575 | 174.99 | 02/02/2017 | 478-427312 | RO 57262 VEH 1702 |
| | | 90695 | 93.49 | 02/09/2017 | 478-428461 | INVENTORY ITEMS |
| | | 90696 | 31.90 | 02/09/2017 | 478-428477 | INVENTORY ITEMS |
| | APC STORE Total | | <u>609.75</u> | | | |
| 2332 | TOVAR SNOW PROFESSIONALS | 89992 | 1,552.50 | 02/02/2017 | INV00306088 | SNOW PLOW 12-18-16 |

| <u>VENDOR</u> | <u>VENDOR NAME</u> | <u>PO NUMBER</u> | <u>AMOUNT</u> | <u>DATE</u> | <u>INVOICE</u> | <u>DESCRIPTION</u> |
|---------------|--------------------------------------|------------------|-----------------|-------------|----------------|---------------------------|
| | TOVAR SNOW PROFESSIONALS Total | | <u>1,552.50</u> | | | |
| 2343 | TAPCO | | | | | |
| | | 90488 | -251.90 | 02/02/2017 | CM010526 | CR INV#1540555 |
| | | | 509.00 | 02/02/2017 | 1553211 | BARRICADE SHEETING |
| | TAPCO Total | | <u>257.10</u> | | | |
| 2345 | TRAFFIC CONTROL & PROTECTION | | | | | |
| | | 90450 | 937.00 | 02/09/2017 | 88766 | INVENTORY ITEMS |
| | TRAFFIC CONTROL & PROTECTION Total | | <u>937.00</u> | | | |
| 2373 | TYLER MEDICAL SERVICES | | | | | |
| | | 90534 | 1,137.00 | 02/09/2017 | 383632 | PFT ONSITE |
| | | 87683 | 35.00 | 02/09/2017 | 383686 | DRUG TESTING SERVICES |
| | | 87683 | 25.00 | 02/02/2017 | 383437 | SVCS 1-13-17 |
| | TYLER MEDICAL SERVICES Total | | <u>1,197.00</u> | | | |
| 2383 | UNITED STATES POSTAL SERVICE | | | | | |
| | | | 4,000.00 | 02/09/2017 | 6116619-0217 | POSTAGE METER REIMB |
| | UNITED STATES POSTAL SERVICE Total | | <u>4,000.00</u> | | | |
| 2401 | UNIVERSAL UTILITY SUPPLY INC | | | | | |
| | | 90451 | 554.90 | 02/02/2017 | 3023725 | INVENTORY ITEMS |
| | | 90354 | 161.55 | 02/02/2017 | 3023726 | INVENTORY ITEMS |
| | UNIVERSAL UTILITY SUPPLY INC Total | | <u>716.45</u> | | | |
| 2403 | UNITED PARCEL SERVICE | | | | | |
| | | | 11.77 | 02/09/2017 | 0000650961027 | WEEKLY BILLING |
| | | | 107.31 | 02/09/2017 | 0000650961047 | MONTHLY BILLING |
| | UNITED PARCEL SERVICE Total | | <u>119.08</u> | | | |
| 2404 | HD SUPPLY FACILITIES MAINT LTD | | | | | |
| | | 90461 | 117.14 | 02/09/2017 | 162622 | 5LB BIG BIO BLOCK |
| | | 90519 | 258.95 | 02/09/2017 | 162643 | SOLENOID VALVE |
| | | 90531 | 184.50 | 02/09/2017 | 162743 | OPTI PRO POLYMER DISPERS/ |
| | | 90379 | 320.97 | 02/02/2017 | 154250 | HYDRANT FLUSHING ELBOW |
| | | 90460 | 376.42 | 02/02/2017 | 154351 | PROTECTA COMPLIANCE CAN |
| | | 90461 | 220.17 | 02/02/2017 | 154369 | BIG BLUE BIO BLOCK |
| | | 90465 | 34.86 | 02/02/2017 | 155446 | STABCAL VERIFICATION |
| | HD SUPPLY FACILITIES MAINT LTD Total | | <u>1,513.01</u> | | | |

| <u>VENDOR</u> | <u>VENDOR NAME</u> | <u>PO NUMBER</u> | <u>AMOUNT</u> | <u>DATE</u> | <u>INVOICE</u> | <u>DESCRIPTION</u> |
|---------------|---------------------------------------------|------------------|-----------------|-------------|----------------|------------------------------|
| 2413 | VALLEY FIRE PROTECTION SERVICE | | | | | |
| | | 90627 | 674.00 | 02/02/2017 | 133746 | SERVICE CALL 100 ILLINOIS ST |
| | | 90518 | 185.00 | 02/09/2017 | 134027 | INSPECTION FS#2 |
| | | 90518 | 185.00 | 02/09/2017 | 134028 | INSPECTION FS#3 |
| | | 90691 | 5,886.00 | 02/09/2017 | 134130 | REPAIR TO SPRINKLER |
| | VALLEY FIRE PROTECTION SERVICE Total | | 6,930.00 | | | |
| 2421 | ROBERT VANN | | 91.29 | 02/09/2017 | 020817 | PETTY CASH |
| | ROBERT VANN Total | | 91.29 | | | |
| 2429 | VERIZON WIRELESS | | 263.31 | 02/02/2017 | 9779295013 | SVC 12-24 THRU 1-23-17 |
| | VERIZON WIRELESS Total | | 263.31 | | | |
| 2470 | WAREHOUSE DIRECT | | | | | |
| | | 90334 | 122.37 | 02/02/2017 | 3326786-0 | TONER |
| | | 90396 | 82.79 | 02/02/2017 | 3332569-0 | PAPER FIRE DEPT |
| | | 90397 | 63.78 | 02/02/2017 | 3332572-0 | CD CASES AND CD'S |
| | | 87600 | 24.45 | 02/02/2017 | 3332717-0 | OFFICE SUPPLIES HR DEPT |
| | | 87534 | 35.02 | 02/02/2017 | 3332925-0 | OFFICE SUPPLIES POLICE DEF |
| | | 87534 | 54.40 | 02/02/2017 | 3336771-0 | POLICE DEPT OFFICE SUPPLIE |
| | | 87534 | 87.87 | 02/02/2017 | 3337329-0 | OFFICE SUPPLIES POLICE DEF |
| | | 87534 | 119.15 | 02/02/2017 | 3338231-0 | OFFICE SUPPLIES POLICE DEF |
| | | 87534 | 332.94 | 02/02/2017 | 3339673-0 | OFFICE SUPPLIES POLICE DEF |
| | | | 91.45 | 02/09/2017 | 3329238-0A | INVOICE USED INCORRECTLY- |
| | | | 91.45 | 02/09/2017 | 3329238-0B | PRODUCT NOT PAID-CRED TAI |
| | | | 9.94 | 02/09/2017 | 3340346-0 | OFFICE SUPPLIES POLICE DEF |
| | | | 19.48 | 02/09/2017 | 3341005-0 | INVENTORY ITEMS |
| | | 87534 | 87.87 | 02/09/2017 | 3343418-0 | OFFICE SUPPLIES - PD |
| | | 90475 | 117.09 | 02/09/2017 | 3343952-0 | PW OFFICE SUPPLIES |
| | | 87609 | 26.51 | 02/09/2017 | 3344451-0 | OFFICE/SUGAR FINANCE |
| | | 87668 | 30.28 | 02/09/2017 | 3346614-0 | OFFICE SUPPLIES ECON DEV |
| | | 87594 | 33.08 | 02/09/2017 | 3347346-0 | POLICE DEPT OFFICE SUPPLIE |
| | | 87534 | -87.87 | 02/09/2017 | C3337329-0 | CREDITS INV 3337329-0 POLICE |
| | WAREHOUSE DIRECT Total | | 1,342.05 | | | |
| 2478 | WATER PRODUCTS AURORA | | | | | |
| | | 90058 | 1,677.55 | 02/09/2017 | 0271229 | MISC WATER DEPT SUPPLIES |
| | | 88212 | 393.03 | 02/09/2017 | 0271250 | WATER DEPT SUPPLIES |

| <u>VENDOR</u> | <u>VENDOR NAME</u> | <u>PO NUMBER</u> | <u>AMOUNT</u> | <u>DATE</u> | <u>INVOICE</u> | <u>DESCRIPTION</u> |
|---------------|--------------------------------------|------------------|------------------|-------------|----------------|-----------------------------|
| | WATER PRODUCTS AURORA Total | | <u>2,070.58</u> | | | |
| 2479 | WATER ENVIRONMENTAL FEDERATION | | 100.00 | 02/09/2017 | 01787268-2017 | MIKE BURNETT MEMBERSHIP |
| | WATER ENVIRONMENTAL FEDERATION Total | | <u>100.00</u> | | | |
| 2485 | WBK ENGINEERING LLC | 88713 | 20,092.50 | 02/09/2017 | 17265 | PROJECT BILLING THRU 11-26- |
| | | 88713 | 14,552.58 | 02/02/2017 | 17342 | PROJECT BILLING THRU 12-31- |
| | | 87825 | 647.50 | 02/02/2017 | 17373 | PROJECT BILLING THRU 12-31- |
| | | 89478 | 2,925.50 | 02/02/2017 | 17374 | PROJECT BILLING THRU 12-31- |
| | | 89247 | 989.50 | 02/02/2017 | 17382 | PROJECT BILLING THRU 12-31- |
| | | 87857 | 4,065.53 | 02/02/2017 | 17383 | FINAL BILLING THRU 12-31-16 |
| | | 88034 | 3,592.25 | 02/02/2017 | 17386 | PROJECT BILLING THRU 12-31- |
| | | 88022 | 755.00 | 02/02/2017 | 17399 | PROJECT BILLING THRU 12-31- |
| | | 90409 | 647.50 | 02/02/2017 | 17400 | PROJECT BILLING THRU 12-31- |
| | WBK ENGINEERING LLC Total | | <u>48,267.86</u> | | | |
| 2506 | EESCO | | 145.00 | 02/02/2017 | 770462 | INCORRECT ITEM INV #763895 |
| | | | -145.00 | 02/02/2017 | 771095 | CRED INV FOR PO#90358 |
| | | 90358 | 22.00 | 02/09/2017 | 757227 | INVENTORY ITEMS |
| | | 90358 | 145.00 | 02/09/2017 | 763895 | INVENTORY ITEMS |
| | | 90146 | 3,047.72 | 02/09/2017 | 765228 | INVENTORY ITEMS |
| | EESCO Total | | <u>3,214.72</u> | | | |
| 2545 | GRAINGER INC | 90459 | 152.00 | 02/09/2017 | 9334450948 | WORK BOOTS |
| | | 90497 | 7.56 | 02/09/2017 | 93356633427 | BATTERY |
| | | 90524 | 56.96 | 02/09/2017 | 9339758766 | WORK PANTS |
| | | 90523 | 268.65 | 02/09/2017 | 9340153916 | CORDLESS GREASE GUN |
| | | 90009 | -356.57 | 02/02/2017 | 9296231211 | WORK BOOTS |
| | | 90009 | -356.57 | 02/02/2017 | 9296231211 | WORK BOOTS |
| | | 90009 | 356.57 | 02/02/2017 | 9296231211-ADJ | WORK BOOTS JUSTIN PITTARI |
| | GRAINGER INC Total | | <u>128.60</u> | | | |
| 2631 | ZIMMERMAN FORD INC | 90573 | 623.61 | 02/02/2017 | 99908 | INVENTORY ITEMS |
| | | 87573 | 2,184.48 | 02/02/2017 | S43-0117 | SUPPLIES FLEET - JAN 2017 |
| | | 90004 | 37,604.00 | 02/09/2017 | 082882 | 2017 FORD SUPER DUAL |

| <u>VENDOR</u> | <u>VENDOR NAME</u> | <u>PO NUMBER</u> | <u>AMOUNT</u> | <u>DATE</u> | <u>INVOICE</u> | <u>DESCRIPTION</u> |
|---------------|--------------------------------|------------------|------------------|-------------|--------------------|-------------------------|
| 2637 | ZIMMERMAN FORD INC Total | | 40,412.09 | | | |
| | ILLINOIS DEPT OF REVENUE | | | | | |
| | | | 635.73 | 02/03/2017 | ILST170203144433CA | Illinois State Tax |
| | | | 1,464.50 | 02/03/2017 | ILST170203144433CD | Illinois State Tax |
| | | | 6,405.29 | 02/03/2017 | ILST170203144433FD | Illinois State Tax |
| | | | 1,721.75 | 02/03/2017 | ILST170203144433FN | Illinois State Tax |
| | | | 590.31 | 02/03/2017 | ILST170203144433HR | Illinois State Tax |
| | | | 1,252.52 | 02/03/2017 | ILST170203144433IS | Illinois State Tax |
| | | | 7,912.74 | 02/03/2017 | ILST170203144433PD | Illinois State Tax |
| | | | 9,772.59 | 02/03/2017 | ILST170203144433PW | Illinois State Tax |
| | | | <u>29,755.43</u> | | | |
| | ILLINOIS DEPT OF REVENUE Total | | | | | |
| 2638 | INTERNAL REVENUE SERVICE | | | | | |
| | | | 1,329.31 | 02/03/2017 | FICA170203144433CA | FICA Employee |
| | | | 2,792.68 | 02/03/2017 | FICA170203144433CD | FICA Employee |
| | | | 477.07 | 02/03/2017 | FICA170203144433FD | FICA Employee |
| | | | 3,178.96 | 02/03/2017 | FICA170203144433FN | FICA Employee |
| | | | 1,129.84 | 02/03/2017 | FICA170203144433HR | FICA Employee |
| | | | 2,440.97 | 02/03/2017 | FICA170203144433IS | FICA Employee |
| | | | 2,240.30 | 02/03/2017 | FICA170203144433PD | FICA Employee |
| | | | 17,876.94 | 02/03/2017 | FICA170203144433PW | FICA Employee |
| | | | 1,329.31 | 02/03/2017 | FICE170203144433CA | FICA Employer |
| | | | 2,773.63 | 02/03/2017 | FICE170203144433CD | FICA Employer |
| | | | 443.34 | 02/03/2017 | FICE170203144433FD | FICA Employer |
| | | | 3,171.92 | 02/03/2017 | FICE170203144433FN | FICA Employer |
| | | | 1,129.84 | 02/03/2017 | FICE170203144433HR | FICA Employer |
| | | | 2,440.97 | 02/03/2017 | FICE170203144433IS | FICA Employer |
| | | | 2,267.58 | 02/03/2017 | FICE170203144433PD | FICA Employer |
| | | | 17,909.48 | 02/03/2017 | FICE170203144433PW | FICA Employer |
| | | | 2,209.64 | 02/03/2017 | FIT 170203144433CA | Federal Withholding Tax |
| | | | 5,445.33 | 02/03/2017 | FIT 170203144433CD | Federal Withholding Tax |
| | | | 27,099.34 | 02/03/2017 | FIT 170203144433FD | Federal Withholding Tax |
| | | | 6,572.82 | 02/03/2017 | FIT 170203144433FN | Federal Withholding Tax |
| | | | 2,318.48 | 02/03/2017 | FIT 170203144433HR | Federal Withholding Tax |
| | | | 4,048.16 | 02/03/2017 | FIT 170203144433IS | Federal Withholding Tax |
| | | | 30,750.78 | 02/03/2017 | FIT 170203144433PD | Federal Withholding Tax |
| | | | 35,741.29 | 02/03/2017 | FIT 170203144433PW | Federal Withholding Tax |
| | | | 310.94 | 02/03/2017 | MEDE170203144433C | Medicare Employee |

| <u>VENDOR</u> | <u>VENDOR NAME</u> | <u>PO NUMBER</u> | <u>AMOUNT</u> | <u>DATE</u> | <u>INVOICE</u> | <u>DESCRIPTION</u> |
|---------------|--------------------|------------------|-------------------|-------------|--------------------|--------------------|
| | | | 653.14 | 02/03/2017 | MEDE170203144433C | Medicare Employee |
| | | | 2,876.24 | 02/03/2017 | MEDE170203144433FI | Medicare Employee |
| | | | 743.46 | 02/03/2017 | MEDE170203144433FI | Medicare Employee |
| | | | 264.24 | 02/03/2017 | MEDE170203144433H | Medicare Employee |
| | | | 570.85 | 02/03/2017 | MEDE170203144433IS | Medicare Employee |
| | | | 3,601.24 | 02/03/2017 | MEDE170203144433PI | Medicare Employee |
| | | | 4,180.92 | 02/03/2017 | MEDE170203144433P1 | Medicare Employee |
| | | | 310.94 | 02/03/2017 | MEDR170203144433C | Medicare Employer |
| | | | 648.69 | 02/03/2017 | MEDR170203144433C | Medicare Employer |
| | | | 2,868.35 | 02/03/2017 | MEDR170203144433FI | Medicare Employer |
| | | | 741.81 | 02/03/2017 | MEDR170203144433FI | Medicare Employer |
| | | | 264.24 | 02/03/2017 | MEDR170203144433H | Medicare Employer |
| | | | 570.85 | 02/03/2017 | MEDR170203144433IS | Medicare Employer |
| | | | 3,607.62 | 02/03/2017 | MEDR170203144433P | Medicare Employer |
| | | | 4,188.53 | 02/03/2017 | MEDR170203144433P1 | Medicare Employer |
| | | | <u>203,520.04</u> | | | |

INTERNAL REVENUE SERVICE Total

2639 STATE DISBURSEMENT UNIT

| | | | | | | |
|--|--|--|-----------------|------------|---------------------|---------------------------|
| | | | 440.93 | 02/03/2017 | 0000000371702031444 | IL Child Support Amount 1 |
| | | | 465.36 | 02/03/2017 | 0000000641702031444 | IL Child Support Amount 2 |
| | | | 795.70 | 02/03/2017 | 0000001351702031444 | IL Child Support Amount 1 |
| | | | 600.00 | 02/03/2017 | 0000001911702031444 | IL Child Support Amount 1 |
| | | | 471.13 | 02/03/2017 | 0000001911702031444 | IL Child Support Amount 1 |
| | | | 817.98 | 02/03/2017 | 0000001971702031444 | IL CS Maintenance 1 |
| | | | 1,661.54 | 02/03/2017 | 0000002021702031444 | IL CS Maintenance 1 |
| | | | 545.00 | 02/03/2017 | 0000002061702031444 | IL Child Support Amount 1 |
| | | | 580.00 | 02/03/2017 | 0000002921702031444 | IL Child Support Amount 1 |
| | | | 369.23 | 02/03/2017 | 0000004861702031444 | IL Child Support Amount 1 |
| | | | 334.16 | 02/03/2017 | 0000011631702031444 | IL Child Support Amount 1 |
| | | | 700.15 | 02/03/2017 | 0000012251702031444 | IL Child Support Amount 1 |
| | | | 180.00 | 02/03/2017 | 0000012671702031444 | IL Child Support Amount 1 |
| | | | <u>7,961.18</u> | | | |

STATE DISBURSEMENT UNIT Total

2643 DELTA DENTAL

| | | | | | | |
|--|--|--|-----------------|------------|--------|---------------------|
| | | | 4,165.56 | 02/06/2017 | 020617 | DELTA DENTAL CLAIMS |
| | | | 2,335.00 | 01/30/2017 | 013017 | DELTA DENTAL CLAIMS |
| | | | <u>6,500.56</u> | | | |

DELTA DENTAL Total

2644 IMRF

| | | | | | | |
|--|--|--|------------|------------|--------|---------------------|
| | | | 182,151.57 | 02/10/2017 | 021017 | IMRF CONTR JAN 2017 |
|--|--|--|------------|------------|--------|---------------------|

| <u>VENDOR</u> | <u>VENDOR NAME</u> | <u>PO NUMBER</u> | <u>AMOUNT</u> | <u>DATE</u> | <u>INVOICE</u> | <u>DESCRIPTION</u> |
|---------------|--------------------------------------|------------------|-------------------|-------------|--------------------|------------------------|
| | IMRF Total | | <u>182,151.57</u> | | | |
| 2648 | HEALTH CARE SERVICE CORP | | 278,083.79 | 02/06/2017 | 020617 | MEDICAL CLAIMS |
| | HEALTH CARE SERVICE CORP Total | | <u>278,083.79</u> | | | |
| 2652 | JPMORGAN CHASE BANK NA | | 190.00 | 02/09/2017 | 012417CA | CC CHARGES JAN 2017 |
| | | | 343.40 | 02/09/2017 | 012417DK | CC CHARGES JAN 2017 |
| | | | 332.58 | 02/09/2017 | 012417JM | SVC 12-28 THRU 1-26-17 |
| | | | 1,472.63 | 02/09/2017 | 012417JS | CC CHARGES JAN 2017 |
| | | | 88.00 | 02/09/2017 | 012417KC | CC CHARGES JAN 2017 |
| | | | 1,318.30 | 02/09/2017 | 012417KD | CC CHARGES JAN 2017 |
| | | | 164.89 | 02/09/2017 | 012417KY | CC CHARGES JAN 2017 |
| | | | 1,801.28 | 02/09/2017 | 012417LG | CC CHARGES JAN 2017 |
| | | | 150.00 | 02/09/2017 | 012417MS | CC CHARGES JAN 2017 |
| | | | 272.11 | 02/09/2017 | 012417SS | CC CHARGES JAN 2017 |
| | | | 694.20 | 02/09/2017 | 012417TB | CC CHARGES JAN 2017 |
| | | | 140.81 | 02/09/2017 | 012417TN | CC CHARGES JAN 2017 |
| | JPMORGAN CHASE BANK NA Total | | <u>6,968.20</u> | | | |
| 2659 | POWER LINE SUPPLY | 89549 | 1,237.12 | 02/02/2017 | 56097905 | MISC ELECTRIC SUPPLIES |
| | | 89549 | 62.35 | 02/02/2017 | 56099187 | PIN BLANKET CLAMP |
| | POWER LINE SUPPLY Total | | <u>1,299.47</u> | | | |
| 2683 | CONTINENTAL AMERICAN INSURANCE | | 59.89 | 02/03/2017 | ACCG170203144433FI | AFLAC Accident Plan |
| | | | 17.47 | 02/03/2017 | ACCG170203144433FI | AFLAC Accident Plan |
| | | | 17.48 | 02/03/2017 | ACCG170203144433IS | AFLAC Accident Plan |
| | | | 123.69 | 02/03/2017 | ACCG170203144433PI | AFLAC Accident Plan |
| | | | 68.07 | 02/03/2017 | ACCG170203144433PI | AFLAC Accident Plan |
| | CONTINENTAL AMERICAN INSURANCE Total | | <u>286.60</u> | | | |
| 2706 | MERCEDES-BENZ OF ST CHARLES | 90504 | 11.00 | 02/09/2017 | 92980 | NOZZLE |
| | MERCEDES-BENZ OF ST CHARLES Total | | <u>11.00</u> | | | |
| 2883 | ADVANCED DISPOSAL SERVICES | 87626 | 1,156.31 | 02/09/2017 | T00001483503 | MONTHLY BILLING |

| <u>VENDOR</u> | <u>VENDOR NAME</u> | <u>PO NUMBER</u> | <u>AMOUNT</u> | <u>DATE</u> | <u>INVOICE</u> | <u>DESCRIPTION</u> |
|---------------|------------------------------------|------------------|-----------------|-------------|----------------|---------------------------|
| | ADVANCED DISPOSAL SERVICES Total | | <u>1,156.31</u> | | | |
| 2894 | HAVLICEK ACE HARDWARE LLC | 90539 | 408.00 | 02/09/2017 | 51174/1 | INVENTORY ITEMS |
| | HAVLICEK ACE HARDWARE LLC Total | | <u>408.00</u> | | | |
| 2921 | STRYPES PLUS MORE INC | 90521 | 600.00 | 02/02/2017 | 13695 | SERVICE REPAIR FIRE DEPT |
| | STRYPES PLUS MORE INC Total | | <u>600.00</u> | | | |
| 2929 | FOOTE MIELKE CHAVEZ & O'NEIL | | 3,200.00 | 02/02/2017 | 3620 | JANUARY ORDINANCE VIOLATI |
| | | | 550.00 | 02/02/2017 | 3621 | LEGAL GAIL JANKOWSKI |
| | | | 550.00 | 02/02/2017 | 3622 | LEGAL MATTHEW DEMMING |
| | | | 550.00 | 02/02/2017 | 3623 | LEGAL KERRY JIMENEZ |
| | | | 550.00 | 02/02/2017 | 3624 | LEGAL RICHARD FENSKE |
| | | | 550.00 | 02/02/2017 | 3625 | LEGAL STEVEN KRUCKENBERG |
| | | | 600.00 | 02/02/2017 | 3626 | LEGAL LAURIE PETRICK |
| | | | 550.00 | 02/02/2017 | 3627 | LEGAL ARMANDO GALINDO |
| | | | 500.00 | 02/02/2017 | 3628 | LEGAL BRANDON GADSON |
| | | | 500.00 | 02/02/2017 | 3629 | LEGAL MARYANN BORGMAN |
| | | | 550.00 | 02/02/2017 | 3630 | LEGAL FRANCO CRUZ MARTIN |
| | | | 550.00 | 02/02/2017 | 3631 | LEGAL MARK WARDA |
| | FOOTE MIELKE CHAVEZ & O'NEIL Total | | <u>9,200.00</u> | | | |
| 2950 | MARY PORTER | 90361 | 92.37 | 02/02/2017 | 1902620019 | INVENTORY ITEMS |
| | | 90301 | 765.16 | 02/02/2017 | 1902620108 | INVENTORY ITEMS |
| | | 90216 | 131.04 | 02/02/2017 | 1902620109 | RECON EYEWEAR GRAY |
| | | 90453 | 23.25 | 02/02/2017 | 1902620175 | INVENTORY ITEMS |
| | MARY PORTER Total | | <u>1,011.82</u> | | | |
| 2963 | RAYNOR DOOR AUTHORITY | 90481 | 191.75 | 02/02/2017 | 121782 | REPAIR DOORS C AND D |
| | | 90469 | 180.00 | 02/09/2017 | 121945 | MISC SHOP SUPPLIES |
| | RAYNOR DOOR AUTHORITY Total | | <u>371.75</u> | | | |
| 2987 | BLUE TARP FINANCIAL INC | 90486 | -99.99 | 02/09/2017 | 37112412 | CREDIT INV 37145002 |
| | | | 108.18 | 02/09/2017 | 37145002 | 1500 WATT WALL HEATER |

| <u>VENDOR</u> | <u>VENDOR NAME</u> | <u>PO NUMBER</u> | <u>AMOUNT</u> | <u>DATE</u> | <u>INVOICE</u> | <u>DESCRIPTION</u> |
|---------------|--------------------------------------|------------------|-----------------|-------------|----------------|-----------------------------|
| 2990 | BLUE TARP FINANCIAL INC Total | | <u>8.19</u> | | | |
| | HAWKINS INC | 50 | 5,627.54 | 02/02/2017 | 4012544 | MISC WATER DEPT CHEMICAL |
| | HAWKINS INC Total | | <u>5,627.54</u> | | | |
| 3020 | TALLMAN EQUIPMENT CO INC | 90118 | 4,925.62 | 02/02/2017 | 3159572 | ARC RATED HARNESES |
| | TALLMAN EQUIPMENT CO INC Total | | <u>4,925.62</u> | | | |
| 3030 | FIRE SERVICE INC | 90557 | 250.00 | 02/02/2017 | 23106 | E102 REPAIR |
| | FIRE SERVICE INC Total | | <u>250.00</u> | | | |
| 3066 | CHARLES VICARI | | 39.00 | 02/02/2017 | 013017 | BOOTS FARM/FLEET 1/12/17 |
| | CHARLES VICARI Total | | <u>39.00</u> | | | |
| 3102 | RUSH PARTS CENTERS OF ILLINOIS | | -47.61 | 02/02/2017 | 3005091420 | RETURNED INV 3005077714 |
| | | 87571 | 66.65 | 02/02/2017 | 3005091464 | VEH 1881 RO 57119 |
| | | 90410 | 332.28 | 02/02/2017 | 3005097242 | INVENTORY ITEMS |
| | | 87571 | 64.59 | 02/02/2017 | 3005105698 | VEH 1728 RO 57129 |
| | | 90336 | 288.96 | 02/02/2017 | 3005111539 | CAMERA SYSTEM REAR |
| | | | -79.80 | 02/02/2017 | 3005183875 | CREDIT IN#3004932272 |
| | | | 56.54 | 02/09/2017 | 3005216091 | PRODUCT RETURNED |
| | | 87571 | 8.91 | 02/09/2017 | 3005217730 | GASKET |
| | RUSH PARTS CENTERS OF ILLINOIS Total | | <u>690.52</u> | | | |
| 3175 | NALCO CROSSBOW WATER LLC | 87515 | 423.35 | 02/09/2017 | 2207008 | LAB DEPT SUPPLIES |
| | NALCO CROSSBOW WATER LLC Total | | <u>423.35</u> | | | |
| 3182 | OZINGA READY MIX CONCRETE INC | 44 | 917.00 | 02/09/2017 | 844734 | WINTER SERVICE ASPHALT |
| | OZINGA READY MIX CONCRETE INC Total | | <u>917.00</u> | | | |
| 3209 | HOLMGREN ELECTRIC INC | 88689 | 220.00 | 02/02/2017 | 4797 | REPAIR ZYLSTRA LIFT STATION |
| | HOLMGREN ELECTRIC INC Total | | <u>220.00</u> | | | |


| <u>VENDOR</u> | <u>VENDOR NAME</u> | <u>PO NUMBER</u> | <u>AMOUNT</u> | <u>DATE</u> | <u>INVOICE</u> | <u>DESCRIPTION</u> |
|---------------|--------------------------------------------|------------------|------------------|-------------|--------------------|------------------------------|
| 3229 | CB&I INC | | | | | |
| | | 83153 | 55,838.70 | 02/02/2017 | 12 | PROJECT BILLING THRU 8/20/1- |
| | | 83153 | 55,838.70 | 02/02/2017 | 12 | PROJECT BILLING THRU 8/20/1- |
| | | 83153 | -55,838.70 | 02/09/2017 | 12 | PROJECT BILLING THRU 8/20/1- |
| | | 83153 | -55,838.70 | 02/09/2017 | 12 | PROJECT BILLING THRU 8/20/1- |
| | | 83153 | 55,838.70 | 02/09/2017 | 12-PO CORRECTION | CORRECTION OF PO LINES |
| | | | <u>55,838.70</u> | | | |
| | CB&I INC Total | | | | | |
| 3233 | VILLAGE OF HANOVER PARK | 90633 | 80.00 | 02/02/2017 | 050 | SCOTT SWANSON COMMAND I |
| | | | <u>80.00</u> | | | |
| | VILLAGE OF HANOVER PARK Total | | | | | |
| 3236 | HR GREEN INC | | | | | |
| | | 87638 | 15,474.28 | 02/02/2017 | 109277 | PROJECT BILLING THRU 12-16- |
| | | 88715 | 22,089.17 | 02/02/2017 | 109290 | PROJECT BILLING THRU 12-16- |
| | | 88715 | 22,089.17 | 02/02/2017 | 109290 | PROJECT BILLING THRU 12-16- |
| | | 88715 | -22,089.17 | 02/02/2017 | 109290 | PROJECT BILLING THRU 12-16- |
| | | 88715 | -22,089.17 | 02/02/2017 | 109290 | PROJECT BILLING THRU 12-16- |
| | | | <u>15,474.28</u> | | | |
| | HR GREEN INC Total | | | | | |
| 3267 | COMPASS GROUP USA INC | 87519 | 181.45 | 02/09/2017 | 052560000013451 | COFFEE SUPPLIES - PD |
| | | | <u>181.45</u> | | | |
| | COMPASS GROUP USA INC Total | | | | | |
| 3289 | VISION SERVICE PLAN OF IL NFP | | | | | |
| | | | 5.68 | 02/03/2017 | VSP 170203144433CA | Vision Plan Pre-tax |
| | | | 56.76 | 02/03/2017 | VSP 170203144433CD | Vision Plan Pre-tax |
| | | | 192.19 | 02/03/2017 | VSP 170203144433FD | Vision Plan Pre-tax |
| | | | 41.81 | 02/03/2017 | VSP 170203144433FN | Vision Plan Pre-tax |
| | | | 12.11 | 02/03/2017 | VSP 170203144433HR | Vision Plan Pre-tax |
| | | | 51.27 | 02/03/2017 | VSP 170203144433IS | Vision Plan Pre-tax |
| | | | 202.06 | 02/03/2017 | VSP 170203144433PD | Vision Plan Pre-tax |
| | | | 322.44 | 02/03/2017 | VSP 170203144433PW | Vision Plan Pre-tax |
| | | | <u>884.32</u> | | | |
| | VISION SERVICE PLAN OF IL NFP Total | | | | | |
| 3296 | DOUGLAS FLOOR COVERING INC | 88703 | 13,795.00 | 02/02/2017 | CG610455 | REMOVE AND INSTALL FIRE ST |
| | | | <u>13,795.00</u> | | | |
| | DOUGLAS FLOOR COVERING INC Total | | | | | |
| 3298 | JENNIFER KUHN | | | | | |

| <u>VENDOR</u> | <u>VENDOR NAME</u> | <u>PO NUMBER</u> | <u>AMOUNT</u> | <u>DATE</u> | <u>INVOICE</u> | <u>DESCRIPTION</u> |
|---------------|-------------------------------------|------------------|-----------------|-------------|----------------|---------------------------|
| | JENNIFER KUHN Total | | 1,164.05 | 02/02/2017 | 191 | JAN COORD SERVICES/MILEAC |
| | | | 55.20 | 02/02/2017 | 192 | EC MEETING 1/11/17 |
| | | | <u>1,219.25</u> | | | |
| 3322 | ILL FIRE APPARATUS MECHANICS | | 40.00 | 02/09/2017 | 020717NM | MBRSHIP = N MONTALBANO |
| | ILL FIRE APPARATUS MECHANICS Total | | <u>40.00</u> | | | |
| 3324 | William Hopkins | | 1,534.40 | 02/09/2017 | 020817 | PER DIEM AND HOTEL REIMBU |
| | William Hopkins Total | | <u>1,534.40</u> | | | |
| 3347 | WAGEWORKS-ACH | | 2,975.69 | 02/08/2017 | INV28904 | FLEX SPENDING CLAIMS |
| | | | 2,285.88 | 01/31/2017 | R20170035885 | FLEX SPENDING CLAIMS |
| | WAGEWORKS-ACH Total | | <u>5,261.57</u> | | | |
| 3357 | A&L TOOLS INC | 90500 | 21.20 | 02/09/2017 | 01191736733 | VEH 5299 RO 57246 |
| | A&L TOOLS INC Total | | <u>21.20</u> | | | |
| 3392 | DULUTH HOLDINGS INC | 90391 | 258.00 | 02/09/2017 | P644286501019 | FLEECE LINED JACKETS |
| | DULUTH HOLDINGS INC Total | | <u>258.00</u> | | | |
| 3406 | BUTTON MAN PRINTING INC | 89805 | 150.00 | 02/09/2017 | 4229 | POSTERS |
| | BUTTON MAN PRINTING INC Total | | <u>150.00</u> | | | |
| 3433 | INTERSTATE POWER SYSTEMS INC | 87566 | 58.64 | 02/09/2017 | C042013866:01 | SEAL ASSEMBLY |
| | INTERSTATE POWER SYSTEMS INC Total | | <u>58.64</u> | | | |
| 3475 | TELEFLEX MEDICAL INCORPORATED | 90430 | 2,004.80 | 02/09/2017 | 94536906 | MISC SUPPLIES |
| | TELEFLEX MEDICAL INCORPORATED Total | | <u>2,004.80</u> | | | |
| 3484 | MIDLAND STANDARD ENGINEERING | 89711 | 2,485.00 | 02/02/2017 | 137002 | SVCS PVMNT CORE EXPLR/AN |
| | MIDLAND STANDARD ENGINEERING Total | | <u>2,485.00</u> | | | |

| <u>VENDOR</u> | <u>VENDOR NAME</u> | <u>PO NUMBER</u> | <u>AMOUNT</u> | <u>DATE</u> | <u>INVOICE</u> | <u>DESCRIPTION</u> |
|---------------|---------------------------------------|------------------|-----------------|-------------|----------------|---------------------------|
| 3486 | FOX VALLEY DEALS INC | 90545 | 799.00 | 02/09/2017 | 4637 | RESTAURANT WEEK FEB 23 20 |
| | FOX VALLEY DEALS INC Total | | <u>799.00</u> | | | |
| 3489 | JACQUELINE UHLER | | 244.00 | 02/02/2017 | 013117 | PER DIEM EMPOWER CONFER |
| | JACQUELINE UHLER Total | | <u>244.00</u> | | | |
| 3517 | MCHENRY ANALYTICAL WATER | 87835 | 12.00 | 02/02/2017 | 593052 | SAMPLES 12-20-16 NITRATE |
| | MCHENRY ANALYTICAL WATER Total | | <u>12.00</u> | | | |
| 3539 | PREVENTATIVE MAINTENANCE SYSTEM | 87551 | 21.00 | 02/02/2017 | 202885 | TEST V#1700 |
| | PREVENTATIVE MAINTENANCE SYSTEM Total | | <u>21.00</u> | | | |
| 3552 | BOY IN THE TREE LLC | 87676 | 70.00 | 02/09/2017 | 011917 | B HANSON 1/19/17 FLOWERS |
| | BOY IN THE TREE LLC Total | | <u>70.00</u> | | | |
| 3558 | LABYRINTH HEALTHCARE GROUP INC | 87678 | 836.25 | 02/09/2017 | 32455 | MONTHLY ADMIN FEE |
| | LABYRINTH HEALTHCARE GROUP INC Total | | <u>836.25</u> | | | |
| 3576 | CAROLE MURPHY | | 144.05 | 02/09/2017 | 011717 | PETTY CASH REIMBURSEMENT |
| | CAROLE MURPHY Total | | <u>144.05</u> | | | |
| 3623 | SARAH ELBERT | 88341 | 300.00 | 02/02/2017 | 109 | MONTHLY NEWSLETTER |
| | SARAH ELBERT Total | | <u>300.00</u> | | | |
| 3684 | RESPECT TECHNOLOGY INC | 89453 | 4,720.00 | 02/02/2017 | 9767 | PROJECT BILLING |
| | RESPECT TECHNOLOGY INC Total | | <u>4,720.00</u> | | | |
| 3706 | CROWNE INDUSTRIES LTD | 90148 | 125.00 | 02/09/2017 | 417 | STEEL COVER FOR TANK PROI |
| | CROWNE INDUSTRIES LTD Total | | <u>125.00</u> | | | |
| 3713 | BHMG ENGINEERS INC | | | | | |

| <u>VENDOR</u> | <u>VENDOR NAME</u> | <u>PO NUMBER</u> | <u>AMOUNT</u> | <u>DATE</u> | <u>INVOICE</u> | <u>DESCRIPTION</u> |
|---------------|-------------------------------------------|------------------|---------------------|-------------|----------------|---------------------------|
| | BHMG ENGINEERS INC Total | 89919 | 16,100.00 | 02/09/2017 | 1740.300 | SUB #9 STRUCTURE ENGINEER |
| | 3715 GAS DEPOT INC | 90427 | 13,066.48 | 02/02/2017 | 38247 | FUEL |
| | GAS DEPOT INC Total | | 13,066.48 | | | |
| | 3747 KANE COUNTY SAFETY COALITION | | 50.00 | 02/09/2017 | 021017 | CLASS = J BURDEN |
| | KANE COUNTY SAFETY COALITION Total | | 50.00 | | | |
| | Grand Total: | | 2,118,240.22 | | | |


The above expenditures have been approved for payment:



Chairman, Government Operations Committee

Date


2/2/17



Vice Chairman, Government Operations Committee

Date

2.21.17



Finance Director

Date

2/24/17