

Refer to:
 Minutes 10/3/16
 Page _____

9/20/2016

CITY OF ST CHARLES
 COMPANY 1000
 EXPENDITURE APPROVAL LIST

8/29/2016 - 9/11/2016

<u>VENDOR</u>	<u>VENDOR NAME</u>	<u>PO NUMBER</u>	<u>AMOUNT</u>	<u>DATE</u>	<u>INVOICE</u>	<u>DESCRIPTION</u>
114	DG HARDWARE	87588	10.77	09/01/2016	66843/F	MISC HARDWARE/SUPPLIES
		87588	16.17	09/08/2016	65906/F/A/B	SPLYCT 3/8X1/2X16SSLL
		87588	0.71	09/08/2016	66865/F	MISC SUPPLIES
		87642	14.37	09/08/2016	66882/F	MISC SUPPLIES - FD
		87588	4.21	09/08/2016	66916/F	MISC SUPPLIES
	DG HARDWARE Total		46.23			
124	ADAMS EVIDENCE GRADE	88781	1,052.73	09/08/2016	0041669-IN	MISC SUPPLIES - PD
	ADAMS EVIDENCE GRADE Total		1,052.73			
139	AFLAC					
			90.86	09/02/2016	ACAN160902111014PI	AFLAC Cancer Insurance
			97.37	09/02/2016	ACAN160902111014PI	AFLAC Cancer Insurance
			24.92	09/02/2016	ACAN160902111014IS	AFLAC Cancer Insurance
			25.20	09/02/2016	ADIS160902111014FD	AFLAC Disability and STD
			26.21	09/02/2016	ADIS160902111014FN	AFLAC Disability and STD
			13.57	09/02/2016	ASPE160902111014FN	AFLAC Specified Event (PRP)
			7.38	09/02/2016	ASPE160902111014PI	AFLAC Specified Event (PRP)
			17.04	09/02/2016	ASPE160902111014PV	AFLAC Specified Event (PRP)
			16.32	09/02/2016	APAC160902111014FN	AFLAC Personal Accident
			67.28	09/02/2016	APAC160902111014PI	AFLAC Personal Accident
			13.38	09/02/2016	APAC160902111014PV	AFLAC Personal Accident
			42.48	09/02/2016	AVOL160902111014FN	AFLAC Voluntary Indemnity
			120.68	09/02/2016	AVOL160902111014PI	AFLAC Voluntary Indemnity
			21.46	09/02/2016	AVOL160902111014PV	AFLAC Voluntary Indemnity
			150.40	09/02/2016	ADIS160902111014PD	AFLAC Disability and STD
			20.08	09/02/2016	ADIS160902111014PV	AFLAC Disability and STD
			8.10	09/02/2016	AHIC160902111014FD	AFLAC Hospital Intensive Care
			8.10	09/02/2016	AHIC160902111014PD	AFLAC Hospital Intensive Care
			33.84	09/02/2016	AHIC160902111014PV	AFLAC Hospital Intensive Care
			57.23	09/02/2016	APAC160902111014FI	AFLAC Personal Accident
	AFLAC Total		861.90			

<u>VENDOR</u>	<u>VENDOR NAME</u>	<u>PO NUMBER</u>	<u>AMOUNT</u>	<u>DATE</u>	<u>INVOICE</u>	<u>DESCRIPTION</u>
149	ALARM DETECTION SYSTEMS INC	87591	557.50	09/08/2016	SI-446054	SVC 100 ILLINOIS ST
	ALARM DETECTION SYSTEMS INC Total		<u>557.50</u>			
176	ALMETEK INDUSTRIES INC	88874	137.75	09/08/2016	217789	INVENTORY ITEMS
	ALMETEK INDUSTRIES INC Total		<u>137.75</u>			
221	ANDERSON PEST CONTROL		555.01	09/01/2016	3941681	MONTHLY BILLING SEPT
	ANDERSON PEST CONTROL Total		<u>555.01</u>			
250	ARCHON CONSTRUCTION CO		1,042.80	09/01/2016	16-438F	FAIRVIEW AND OAK ST
		87820	1,469.40	09/01/2016	16-408	3455 LEGACY DR
		87820	1,437.80	09/01/2016	16-407F	3505 CHARLEMAGNE
		87820	1,817.00	09/01/2016	16-406F	3214 CHARLEMAGNE
		87820	2,117.20	09/01/2016	16-405F	DUNHAM AND FOX CHASE
		87820	2,235.70	09/01/2016	16-394F	3206 FOX HUNT LANE
		87819	7,852.15	09/01/2016	16-283F	3206 FOX HUNT LN
		87819	4,371.90	09/01/2016	16-282F	3414 OXBOW LANE
		87819	7,852.15	09/01/2016	16-280F	EASTON PL ABBEY WOOD DR
		87819	10,248.94	09/01/2016	16-220F	SOUTH RIVERSIDE AVE
		87819	18,102.34	09/01/2016	16-219F	REDGATE AND GREENWOOD
		87819	11,811.64	09/08/2016	16-437F	FAIRVIEW AND OAK
		87820	1,232.40	09/01/2016	16-393F	801 ARROWHEAD
		87820	7,917.00	09/01/2016	16-382	MOSEDALE - RESTORATION
		87820	1,738.00	09/01/2016	16-331F	PARK SHORE
		87820	1,173.15	09/01/2016	16-330F	OXBOW LANE
		87819	8,864.20	09/01/2016	16-285F	3505 CHARLEMAGNE
		87819	8,623.40	09/01/2016	16-284F	3214 CHARLEMAGNE
	ARCHON CONSTRUCTION CO Total		<u>99,907.17</u>			
254	ARISTA INFORMATION SYSTEMS INC	87777	3,809.23	09/02/2016	21702	PRINTING CHRGS - JULY 2016
		87777	5,029.05	09/02/2016	1330201608	POSTAGE - JULY 2016
	ARISTA INFORMATION SYSTEMS INC Total		<u>8,838.28</u>			
272	ASK ENTERPRISES & SON INC	88745	955.60	09/01/2016	23167	INVENTORY ITEMS

<u>VENDOR</u>	<u>VENDOR NAME</u>	<u>PO NUMBER</u>	<u>AMOUNT</u>	<u>DATE</u>	<u>INVOICE</u>	<u>DESCRIPTION</u>
		88709	417.00	09/01/2016	23166	INVENTORY ITEMS
		88656	2,350.00	09/01/2016	23165	INVENTORY ITEMS
		88742	658.80	09/08/2016	23163	INVENTORY ITEMS
		88149	539.00	09/08/2016	23164	INVENTORY ITEMS
		88969	211.90	09/08/2016	23172	INVENTORY ITEMS
	ASK ENTERPRISES & SON INC Total		5,132.30			
279	ATLAS CORP & NOTARY SUPPLY CO		39.40	09/01/2016	445830	B BOYCE/E BAUWENS
	ATLAS CORP & NOTARY SUPPLY CO Total		39.40			
282	ASSOCIATED TECHNICAL SERV LTD	87840	2,860.00	09/01/2016	27786	DETECTION PHASE 2016
	ASSOCIATED TECHNICAL SERV LTD Total		2,860.00			
298	AWARDS CONCEPTS	87672	399.77	09/08/2016	10417199	C BENSON
		87672	234.67	09/08/2016	10416080	AWARDS BOB FREDERICK
		87672	151.89	09/08/2016	10416074	AWARDS TINA NILLES
	AWARDS CONCEPTS Total		786.33			
306	BADGER TRUCK REFRIGERATION INC	88832	209.06	09/01/2016	355830	16 INCH FAN
	BADGER TRUCK REFRIGERATION INC Total		209.06			
312	BARCO PRODUCTS CO	88567	2,096.83	09/01/2016	081600434	6' MAX SEATING BARCOBOARI
	BARCO PRODUCTS CO Total		2,096.83			
328	TIMOTHY BEAM		12.00	09/01/2016	083116	PER DIEM 8-31-16
	TIMOTHY BEAM Total		12.00			
364	STATE STREET COLLISION	88789	1,244.44	09/01/2016	3944	REPAIR FORD PICKUP
	STATE STREET COLLISION Total		1,244.44			
369	BLUE GOOSE SUPER MARKET INC	87579	21.34	09/08/2016	00407115	REFRESHMENST - PD
		87579	16.03	09/08/2016	00402683	POLICE DEPT REFRESHMENT

<u>VENDOR</u>	<u>VENDOR NAME</u>	<u>PO NUMBER</u>	<u>AMOUNT</u>	<u>DATE</u>	<u>INVOICE</u>	<u>DESCRIPTION</u>
	BLUE GOOSE SUPER MARKET INC Total		<u>37.37</u>			
372	BLUFF CITY MATERIALS	88536	592.00	09/08/2016	87228	DUMPING CHARGES
	BLUFF CITY MATERIALS Total		<u>592.00</u>			
407	BUILDERS ASPHALT LLC	46	530.00	09/01/2016	18773	RECYCLED SURFACE
	BUILDERS ASPHALT LLC Total		<u>2,632.50</u>			ASPHALT-RECYCLED SURFACI ASPHALT-RECYCLED SURFACI ASPHALT-RECYCLED SURFACI
429	SEDGWICK CLAIMS	46	927.00	09/01/2016	18854	
	SEDGWICK CLAIMS Total		<u>500.00</u>			
517	CINTAS CORPORATION	46	467.00	09/01/2016	18881	
	CINTAS CORPORATION Total		<u>195.44</u>			
561	COMBINED CHARITIES CAMPAIGN	46	708.50	09/08/2016	19026	
	COMBINED CHARITIES CAMPAIGN Total		<u>83.75</u>			SVCS 11-5 THRU 2-5-16
	COMBINED CHARITIES CAMPAIGN	87561	97.72	09/01/2016	344435573	UNIFORM SVC - FLEET
	COMBINED CHARITIES CAMPAIGN	87561	97.72	09/08/2016	344438836	WEEKLY UNIFORM
	COMBINED CHARITIES CAMPAIGN		3.00	09/02/2016	CCCA160902111014PI	Combined Charities Campaign
	COMBINED CHARITIES CAMPAIGN		4.00	09/02/2016	CCCA160902111014HI	Combined Charities Campaign
	COMBINED CHARITIES CAMPAIGN		40.00	09/02/2016	CCCA160902111014PI	Combined Charities Campaign
	COMBINED CHARITIES CAMPAIGN		6.00	09/02/2016	CCCA160902111014CI	Combined Charities Campaign
	COMBINED CHARITIES CAMPAIGN		4.00	09/02/2016	CCCA160902111014FI	Combined Charities Campaign
	COMBINED CHARITIES CAMPAIGN		26.75	09/02/2016	CCCA160902111014FI	Combined Charities Campaign
	COMBINED CHARITIES CAMPAIGN Total		<u>83.75</u>			
563	CDW GOVERNMENT INC	88807	197.07	09/01/2016	DZL0553	OTTERBOX - IPAD
	CDW GOVERNMENT INC Total		<u>479.40</u>			SLIM BOOK - IPAD PRO
	CDW GOVERNMENT INC	88808	282.33	09/01/2016	DZL2001	
564	COMCAST OF CHICAGO INC		149.85	09/01/2016	0821160FC	SVCS 8-28 THRU 9-27-16
	COMCAST OF CHICAGO INC		13.93	09/01/2016	082516CH	SVC 9-7 THRU 10-6-16
	COMCAST OF CHICAGO INC		38.08	09/08/2016	082516FD	MONTHLY BILLING THRU 10/6/1
	COMCAST OF CHICAGO INC		33.77	09/08/2016	082716PW	MONTHLY BILLING THRU 10-6-

<u>VENDOR</u>	<u>VENDOR NAME</u>	<u>PO NUMBER</u>	<u>AMOUNT</u>	<u>DATE</u>	<u>INVOICE</u>	<u>DESCRIPTION</u>
	COMCAST OF CHICAGO INC Total		<u>235.63</u>			
579	COMMUNICATIONS DIRECT INC	88729	260.75	09/01/2016	SR110483	LABOR AND PARTS REPAIR
	COMMUNICATIONS DIRECT INC Total		<u>260.75</u>			
608	SCOTT CORYELL		12.00	09/01/2016	091216	PER DIEM 9-12-16
	SCOTT CORYELL Total		<u>12.00</u>			
633	LAWSON PRODUCTS INC	88854	139.48	09/08/2016	9304312999	MISC PARTS - FLEET
	LAWSON PRODUCTS INC Total		<u>139.48</u>			
639	CUMMINS NPOWER LLC	88794	550.00	09/01/2016	001-10729	INSITE LITE REGISTRATION
	CUMMINS NPOWER LLC Total		<u>-102.08</u>			CRED PO#88708
			<u>447.92</u>			
643	CYLINDERS INC	88818	238.15	09/01/2016	39497	LABOR REPAIR
	CYLINDERS INC Total		<u>238.15</u>			
646	PADDOCK PUBLICATIONS INC		115.00	09/01/2016	T44449849	LEGAL NOTICE
	PADDOCK PUBLICATIONS INC Total		<u>115.00</u>			
683	DE MAR TREE & LANDSCAPE SVC	88131	3,763.20	09/01/2016	7726	ELECTRIC LINE CLEARING
	DE MAR TREE & LANDSCAPE SVC Total		<u>3,505.60</u>			LINE CLEARING ELECTRIC
			<u>7,268.80</u>			
691	DEVELOPMENTAL SERVICES CENTER	88790	380.50	09/01/2016	116569	RANGE READY TARGETS/INSE
	DEVELOPMENTAL SERVICES CENTER Total		<u>380.50</u>			
710	DISCOUNT TIRE	88812	474.00	09/01/2016	126445	INVENTORY ITEMS
	DISCOUNT TIRE Total	88872	<u>712.00</u>	09/08/2016	126613	INVENTORY ITEMS
			<u>1,186.00</u>			

<u>VENDOR</u>	<u>VENDOR NAME</u>	<u>PO NUMBER</u>	<u>AMOUNT</u>	<u>DATE</u>	<u>INVOICE</u>	<u>DESCRIPTION</u>
714	DIVE RIGHT IN SCUBA INC	88964 88815	400.00 110.00 <u>510.00</u>	09/01/2016 09/01/2016	83290 83801	WATER DIGITAL COURSE DRYSUIT MANUAL/SPECIALTY
750	DIVE RIGHT IN SCUBA INC Total					
	DUKANE CONTRACT SERVICES	88136 88863	240.00 6,900.76 <u>7,140.76</u>	09/01/2016 09/08/2016	125087 125173	URINAL MATS CLEAN-UP @ 1490 ALLEN LN
	DUKANE CONTRACT SERVICES Total					
768	EJ USA INC	87866	3,313.20 <u>3,313.20</u>	09/01/2016	110160047702-060063	INVENTORY ITEMS
	EJ USA INC Total					
776	HD SUPPLY WATERWORKS	88746 88746	968.00 242.00 <u>1,210.00</u>	09/01/2016 09/08/2016	F945656 F989209	INVENTORY ITEMS INVENTORY ITEMS
	HD SUPPLY WATERWORKS Total					
789	ANIXTER INC	87156	3,363.84 <u>3,363.84</u>	09/08/2016	3265700-00	INVENTORY ITEMS
	ANIXTER INC Total					
790	ELGIN PAPER CO	88782 88879	1,055.50 1,380.00 <u>2,435.50</u>	09/01/2016 09/08/2016	588348 588586	INVENTORY ITEMS INVENTORY ITEMS
	ELGIN PAPER CO Total					
806	EMERGENCY VEHICLE SERVICE INC	88597	103.96 <u>103.96</u>	09/01/2016	4299	PARTS
	EMERGENCY VEHICLE SERVICE INC Total					
826	BORDER STATES	88881 88154	50.31 913.96 <u>964.27</u>	09/01/2016 09/08/2016	911743523 911721557	INVENTORY ITEMS INVENTORY ITEMS
	BORDER STATES Total					
870	FIRE PENSION FUND		410.38 1,576.02 17,207.95	09/02/2016 09/02/2016 09/02/2016	FP1%160902111014FI FRP2160902111014FI FRPN160902111014FI	Fire Pension 1% Fee Fire Pension Tier 2 Fire Pension

<u>VENDOR</u>	<u>VENDOR NAME</u>	<u>PO NUMBER</u>	<u>AMOUNT</u>	<u>DATE</u>	<u>INVOICE</u>	<u>DESCRIPTION</u>
	FIRE PENSION FUND Total		399.57	09/02/2016	FP1%160916140844FL	Fire Pension 1% Fee
			1,478.70	09/02/2016	FRP2160916140844FL	Fire Pension Tier 2
			17,421.09	09/02/2016	FRPN160916140844FL	Fire Pension
			38,493.71			
876	FIRST ENVIRONMENTAL LAB INC	87522	54.00	09/01/2016	129922	CHEMICAL TESTING
	FIRST ENVIRONMENTAL LAB INC Total		54.00			
891	FLEET SAFETY SUPPLY	88724	68.87	09/01/2016	66110	STROBE BULBS
	FLEET SAFETY SUPPLY Total		68.87			
916	FOX VALLEY FIRE & SAFETY INC	87593	114.00	09/01/2016	IN00024329	MONITORING LEASE AUG 2016
		87593	114.00	09/01/2016	IN00024330	MONITORING LEASE AUG 2016
		87593	114.00	09/01/2016	IN00024413	MONITORING LEASE AUG 2016
		87593	114.00	09/01/2016	IN00024319	MONITORING LEASE AUG 2016
		87593	114.00	09/01/2016	IN00024320	MONITORING LEASE AUG 2016
		87593	114.00	09/01/2016	IN00024318	MONITORING LEASE AUG 2016
		87593	114.00	09/01/2016	IN00024327	MONITORING LEASE AUG 2016
		87593	114.00	09/01/2016	IN00024328	MONITORING LEASE AUG 2016
		87593	114.00	09/01/2016	IN00024321	MONITORING LEASE AUG 2016
		87593	114.00	09/01/2016	IN00024322	MONITORING LEASE AUG 2016
		87593	114.00	09/01/2016	IN00024323	MONITORING LEASE AUG 2016
		87593	114.00	09/01/2016	IN00024324	MONITORING LEASE AUG 2016
		87593	114.00	09/01/2016	IN00024325	MONITORING LEASE AUG 2016
		87593	114.00	09/01/2016	IN00024326	MONITORING LEASE AUG 2016
			1,596.00			
944	FOX VALLEY FIRE & SAFETY INC Total					
	GALLS LLC	87542	81.85	09/01/2016	005894996	UNIFORMS - PD
		88839	623.48	09/08/2016	005908686	INVENTORY ITEMS
	GALLS LLC Total		705.33			
989	GORDON FLESCH CO INC		51.37	09/01/2016	IN11633003	MONTHLY BILLING
			65.41	09/01/2016	IN11635009	MONTHLY BILLING POLICE DEF
	GORDON FLESCH CO INC Total		116.78			

<u>VENDOR</u>	<u>VENDOR NAME</u>	<u>PO NUMBER</u>	<u>AMOUNT</u>	<u>DATE</u>	<u>INVOICE</u>	<u>DESCRIPTION</u>
1001	SCOTT GRAY		32.39	09/08/2016	082716	JEANS - KOHL'S 8-27-16
	SCOTT GRAY Total		32.39			
1036	HARRIS BANK NA		1,404.00	09/02/2016	UNF 160902111014FD	Union Dues - IAFF
	HARRIS BANK NA Total		1,404.00			
1038	BMO HARRIS BANK NA	87911	1,250.00	09/08/2016	4058585	QUARTERLY FEES
	BMO HARRIS BANK NA Total		1,250.00			
1068	HERLIHY MID-CONTINENT CO	87867	168,075.07	09/01/2016	0450-03	APP #3 IL STREET BRIDGE REF
	HERLIHY MID-CONTINENT CO Total		168,075.07			
1104	HOVING PIT STOP INC	88139	9,360.18	09/01/2016	11761	SVC 8-1 THRU 8-4-16
	HOVING PIT STOP INC Total		9,360.18			
1106	CAPITAL ONE NATIONAL ASSOC	88935	35.15	09/01/2016	623700013004	REFRESHMENTS FIRE DEPT
	CAPITAL ONE NATIONAL ASSOC Total		35.15			
	CAPITAL ONE NATIONAL ASSOC	88935	80.30	09/01/2016	623500009534	REFRESHMENTS FIRE DEPT
	CAPITAL ONE NATIONAL ASSOC Total		115.45			
1133	IBEW LOCAL 196		165.00	09/02/2016	UNE 160902111014PV	Union Due - IBEW
	IBEW LOCAL 196 Total		165.00			
1136	ICMA RETIREMENT CORP		583.55	09/02/2016	UNEW160902111014P	Union Due - IBEW - percent
	ICMA RETIREMENT CORP		748.55			
	ICMA RETIREMENT CORP		724.19	09/02/2016	E401160916140844PV	401A Savings Plan Employee
	ICMA RETIREMENT CORP		752.31	09/02/2016	RTHA160916140844PI	Roth 457 - Dollar Amount
	ICMA RETIREMENT CORP		2,217.45	09/02/2016	ICMP160916140844FD	ICMA Deductions - Percent
	ICMA RETIREMENT CORP		688.99	09/02/2016	ICMP160916140844FN	ICMA Deductions - Percent
	ICMA RETIREMENT CORP		366.43	09/02/2016	ICMP160916140844HF	ICMA Deductions - Percent
	ICMA RETIREMENT CORP		971.54	09/02/2016	ICMP160916140844IS	ICMA Deductions - Percent
	ICMA RETIREMENT CORP		1,945.66	09/02/2016	ICMP160916140844PC	ICMA Deductions - Percent
	ICMA RETIREMENT CORP		963.46	09/02/2016	ICMP160916140844PV	ICMA Deductions - Percent
	ICMA RETIREMENT CORP		313.43	09/02/2016	C401160916140844IS	401A Savings Plan Company
	ICMA RETIREMENT CORP		634.55	09/02/2016	C401160916140844PD	401A Savings Plan Company

<u>VENDOR</u>	<u>VENDOR NAME</u>	<u>PO NUMBER</u>	<u>AMOUNT</u>	<u>DATE</u>	<u>INVOICE</u>	<u>DESCRIPTION</u>
			724.19	09/02/2016	C401160916140844PV	401A Savings Plan Company
			382.66	09/02/2016	090216	ICMA PLAN 108830
			211.44	09/02/2016	ICMP160916140844CA	ICMA Deductions - Percent
			950.68	09/02/2016	ICMP160916140844CI	ICMA Deductions - Percent
			35.00	09/02/2016	RTHA160916140844HI	Roth 457 - Dollar Amount
			100.00	09/02/2016	RTHA160916140844IS	Roth 457 - Dollar Amount
			25.00	09/02/2016	RTHA160916140844PI	Roth 457 - Dollar Amount
			386.60	09/02/2016	RTHP160916140844FI	Roth 457 - Percent
			101.68	09/02/2016	RTHP160916140844PI	Roth 457 - Percent
			27.21	09/02/2016	RTHP160916140844PV	Roth 457 - Percent
			292.30	09/02/2016	ROTH160916140844HI	Roth IRA Deduction
			211.50	09/02/2016	ROTH160916140844IS	Roth IRA Deduction
			970.00	09/02/2016	ROTH160916140844PI	Roth IRA Deduction
			210.00	09/02/2016	ROTH160916140844PV	Roth IRA Deduction
			10.00	09/02/2016	RTHA160916140844CI	Roth 457 - Dollar Amount
			261.00	09/02/2016	RTHA160916140844FI	Roth 457 - Dollar Amount
			480.00	09/02/2016	ICMA160916140844HF	ICMA Deductions - Dollar Amt
			925.00	09/02/2016	ICMA160916140844IS	ICMA Deductions - Dollar Amt
			7,550.37	09/02/2016	ICMA160916140844PC	ICMA Deductions - Dollar Amt
			6,010.07	09/02/2016	ICMA160916140844PV	ICMA Deductions - Dollar Amt
			236.53	09/02/2016	ROTH160916140844FI	ICMA Deductions - Dollar Amt
			25.00	09/02/2016	ROTH160916140844PI	Roth IRA Deduction
			313.43	09/02/2016	E401160916140844IS	Roth IRA Deduction
			634.55	09/02/2016	E401160916140844PD	401A Savings Plan Employee
			923.07	09/02/2016	ICMA160916140844CA	401A Savings Plan Employee
			1,858.00	09/02/2016	ICMA160916140844CI	ICMA Deductions - Dollar Amt
			2,075.00	09/02/2016	ICMA160916140844FD	ICMA Deductions - Dollar Amt
			817.31	09/02/2016	ICMA160916140844FN	ICMA Deductions - Dollar Amt
			219.80	09/02/2016	C401160916140844HR	ICMA Deductions - Dollar Amt
			200.91	09/02/2016	E401160916140844CA	401A Savings Plan Company
			526.22	09/02/2016	E401160916140844CD	401A Savings Plan Employee
			424.64	09/02/2016	E401160916140844FD	401A Savings Plan Employee
			543.20	09/02/2016	E401160916140844FN	401A Savings Plan Employee
			219.80	09/02/2016	E401160916140844HR	401A Savings Plan Employee
			970.00	09/02/2016	ROTH160902111014PI	401A Savings Plan Employee
			235.00	09/02/2016	ROTH160902111014PI	Roth IRA Deduction
			200.91	09/02/2016	C401160916140844CA	Roth IRA Deduction
			526.22	09/02/2016	C401160916140844CD	401A Savings Plan Company
			424.64	09/02/2016	C401160916140844FD	401A Savings Plan Company

VENDOR VENDOR NAME

PO NUMBER

AMOUNT

DATE

INVOICE

DESCRIPTION

543.20	09/02/2016	C401160916140844FN	401A Savings Plan Company
117.03	09/02/2016	RTHP160902111014PI	Roth 457 - Percent
26.23	09/02/2016	RTHP160902111014PV	Roth 457 - Percent
236.53	09/02/2016	ROTH160902111014FI	Roth IRA Deduction
25.00	09/02/2016	ROTH160902111014FI	Roth IRA Deduction
292.30	09/02/2016	ROTH160902111014HI	Roth IRA Deduction
211.50	09/02/2016	ROTH160902111014IS	Roth IRA Deduction
230.04	09/02/2016	ICMP160902111014CA	ICMA Deductions - Percent
957.33	09/02/2016	ICMP160902111014CE	ICMA Deductions - Percent
2,219.42	09/02/2016	ICMP160902111014FD	ICMA Deductions - Percent
690.49	09/02/2016	ICMP160902111014FN	ICMA Deductions - Percent
371.68	09/02/2016	ICMP160902111014HF	ICMA Deductions - Percent
973.04	09/02/2016	ICMP160902111014IS	ICMA Deductions - Percent
25.00	09/02/2016	RTHA160902111014PI	Roth 457 - Dollar Amount
10.00	09/02/2016	RTHA160902111014CI	Roth 457 - Dollar Amount
261.00	09/02/2016	RTHA160902111014FE	Roth 457 - Dollar Amount
35.00	09/02/2016	RTHA160902111014HF	Roth 457 - Dollar Amount
752.31	09/02/2016	RTHA160902111014PV	Roth 457 - Dollar Amount
296.87	09/02/2016	RTHP160902111014FI	Roth 457 - Percent
6,010.07	09/02/2016	ICMA160902111014PV	ICMA Deductions - Dollar Amt
923.07	09/02/2016	ICMA160902111014CA	ICMA Deductions - Dollar Amt
1,858.00	09/02/2016	ICMA160902111014CE	ICMA Deductions - Dollar Amt
100.00	09/02/2016	RTHA160902111014IS	Roth 457 - Dollar Amount
1,959.92	09/02/2016	ICMP160902111014PE	ICMA Deductions - Percent
942.80	09/02/2016	ICMP160902111014PV	ICMA Deductions - Percent
724.19	09/02/2016	E401160902111014PV	401A Savings Plan Employee
1,975.00	09/02/2016	ICMA160902111014FD	ICMA Deductions - Dollar Amt
817.31	09/02/2016	ICMA160902111014FN	ICMA Deductions - Dollar Amt
480.00	09/02/2016	ICMA160902111014HF	ICMA Deductions - Dollar Amt
925.00	09/02/2016	ICMA160902111014IS	ICMA Deductions - Dollar Amt
7,550.37	09/02/2016	ICMA160902111014PE	ICMA Deductions - Dollar Amt
526.22	09/02/2016	E401160902111014CD	401A Savings Plan Employee
424.64	09/02/2016	E401160902111014FD	401A Savings Plan Employee
543.05	09/02/2016	E401160902111014FN	401A Savings Plan Employee
219.80	09/02/2016	E401160902111014HR	401A Savings Plan Employee
313.43	09/02/2016	E401160902111014IS	401A Savings Plan Employee
634.55	09/02/2016	E401160902111014PD	401A Savings Plan Employee
219.80	09/02/2016	C401160902111014HR	401A Savings Plan Company
313.43	09/02/2016	C401160902111014IS	401A Savings Plan Company

<u>VENDOR</u>	<u>VENDOR NAME</u>	<u>PO NUMBER</u>	<u>AMOUNT</u>	<u>DATE</u>	<u>INVOICE</u>	<u>DESCRIPTION</u>
	ICMA RETIREMENT CORP Total		79,806.03			
1156	ILLINOIS GIS ASSOCIATION					
		88962	255.00	09/01/2016	082916KN	REGISTRATION K NIGHTLINGE
		88962	255.00	09/01/2016	082916KN	REGISTRATION K NIGHTLINGE
		88962	-255.00	09/01/2016	082916KN	REGISTRATION K NIGHTLINGE
		88962	-255.00	09/01/2016	082916KN	REGISTRATION K NIGHTLINGE
		88962	435.00	09/01/2016	082916KR	REGISTRATION K ROHRBACH
		88962	435.00	09/01/2016	082916KR	REGISTRATION K ROHRBACH
		88962	-435.00	09/01/2016	082916EC	REGISTRATION E CREIGHTON
		88962	-435.00	09/01/2016	082916KR	REGISTRATION K ROHRBACH
		88962	-435.00	09/01/2016	082916KR	REGISTRATION K ROHRBACH
		88962	1,050.00	09/01/2016	2299	ILGISA CONFERENCE GIS TEA
		88962	435.00	09/01/2016	082916EC	REGISTRATION E CREIGHTON
		88962	435.00	09/01/2016	082916EC	REGISTRATION E CREIGHTON
		88962	-435.00	09/01/2016	082916EC	REGISTRATION E CREIGHTON
			<u>1,050.00</u>			
	ILLINOIS GIS ASSOCIATION Total					
1159	IL HOMICIDE INVESTIGATORS ASSC					
	IL HOMICIDE INVESTIGATORS ASSC Total		585.00	09/01/2016	101016	KETELSEN/LAMELA/SULLIVAN
			<u>585.00</u>			
1185	ILLINOIS MUNICIPAL LEAGUE					
	ILLINOIS MUNICIPAL LEAGUE Total	88990	310.00	09/08/2016	092216RP	IML CONF = M LEWIS
		88990	310.00	09/08/2016	092216ML	
			<u>620.00</u>			
1200	ILLINOIS FIRE SAFETY ALLIANCE					
	ILLINOIS FIRE SAFETY ALLIANCE Total	89030	160.00	09/08/2016	101316	IFSA LUNCH MTG
			<u>160.00</u>			
1223	INITIAL IMPRESSIONS EMBROIDERY					
	INITIAL IMPRESSIONS EMBROIDERY	88842	45.75	09/01/2016	3554	SCREEN PRINT 25 UNIFORMS

<u>VENDOR</u>	<u>VENDOR NAME</u>	<u>PO NUMBER</u>	<u>AMOUNT</u>	<u>DATE</u>	<u>INVOICE</u>	<u>DESCRIPTION</u>
		88695	76.95	09/08/2016	3620	TRI MOUNTAIN VALOR
	INITIAL IMPRESSIONS EMBROIDERY Total		<u>122.70</u>			
1225	INSIGHT PUBLIC SECTOR	88480	5,404.52	09/01/2016	1100490713	HP ELITE BOOKS
	INSIGHT PUBLIC SECTOR Total	88859	1,194.44	09/08/2016	1100492675	MICROSOFT SURFACE PRO 4
			<u>6,598.96</u>			
1240	INTERSTATE BATTERY SYSTEM OF	88711	180.00	09/01/2016	1915201015102	INVENTORY ITEMS
		87614	63.80	09/01/2016	1915201015103	INVENTORY ITEMS
		88851	117.95	09/08/2016	60335461	INVENTORY ITEMS
	INTERSTATE BATTERY SYSTEM OF Total		<u>361.75</u>			
1245	INTERNATIONAL COUNCIL		325.00	09/01/2016	101916	TRD SHW = R TUNGARE
	INTERNATIONAL COUNCIL Total		<u>325.00</u>			
1288	J J KELLER & ASSOCIATES INC	88937	1,890.00	09/01/2016	9101281502	LICENSE 10-1-16 TO 9-30-17
	J J KELLER & ASSOCIATES INC Total	88943	3,045.00	09/01/2016	9101372554	ONLINE TRAINING POINTS
			<u>4,935.00</u>			
1380	KNOX ASSOCIATES	88813	238.00	09/08/2016	INV00834813	REPAIR/INSTALL KNOX BOXES
	KNOX ASSOCIATES Total		<u>238.00</u>			
1387	KONICA MINOLTA BUS SOLUTIONS		403.42	09/08/2016	9002684688	SVC 7-24 THRU 8-23-16
	KONICA MINOLTA BUS SOLUTIONS Total		485.32	09/08/2016	9002671336	7-19 THRU 8-18-16
			<u>888.74</u>			
1395	KRAMER TREE SPECIALISTS	87620	22,888.85	09/01/2016	60761	AUGUST BRUSH REMOVAL
	KRAMER TREE SPECIALISTS Total		<u>22,888.85</u>			
1403	WEST VALLEY GRAPHICS & PRINT	87537	538.25	09/01/2016	14060	RECEIPT FORM BOOKS
		88793	99.50	09/01/2016	14064	BSNSS CRDS = C MINICK
		88783	1,470.00	09/08/2016	14086	INVENTORY ITEMS

<u>VENDOR</u>	<u>VENDOR NAME</u>	<u>PO NUMBER</u>	<u>AMOUNT</u>	<u>DATE</u>	<u>INVOICE</u>	<u>DESCRIPTION</u>
	WEST VALLEY GRAPHICS & PRINT Total		<u>2,107.75</u>			
1434	LAWSON GREAT LAKES USER GROUP		75.00	09/08/2016	8367	GLUG MEETING 10/14/16 JHERI
	LAWSON GREAT LAKES USER GROUP Total		<u>75.00</u>			
1489	LOWES					
		87587	12.66	09/01/2016	02362A	HR BATHROOM
		87527	68.37	09/01/2016	02434A	POLICE DEPT SUPPLIES
		87587	97.85	09/01/2016	02439C	HR BATHROOM SUPPLIES
		87587	90.35	09/01/2016	02556A	MISC HARDWARE/SUPPLIES
		87587	266.78	09/01/2016	02561	MISC HARDWARE/SUPPLIES
		87754	33.20	09/01/2016	02563B	SUPPLIES - VWTP
		87527	67.20	09/08/2016	02757B	RANGE SUPPLIES - PD
		88894	232.48	09/08/2016	02346B	MISC HARDWARE/SUPPLIES
		87587	58.84	09/08/2016	02420	SUPPLIES - FS#1
		87587	20.96	09/08/2016	02528A	MISC SUPPLIES
		87754	146.15	09/08/2016	02559A	SUPPLIES - WST PLANT
		87587	65.55	09/08/2016	02578C	MISC HARDWARE/SUPPLIES
		87587	21.58	09/08/2016	02968A	MISC SUPPLIES
		87527	23.00	09/08/2016	01902	POLICE DEPT SUPPLIES
		87636	58.94	09/01/2016	02565	FIRE DEPT SUPPLIES
		87636	11.64	09/01/2016	02568	FIRE DEPT SUPPLIES
		87587	183.58	09/01/2016	02881B	MISC HARDWARE/SUPPLIES
		87587	33.20	09/01/2016	02816B	MISC HARDWARE/SUPPLIES
		87587	41.68	09/01/2016	02858A	MISC HARDWARE/SUPPLIES
		87850	47.89	09/01/2016	902336	MISC HARDWARE/SUPPLIES
	LOWES Total		<u>1,581.90</u>			
1500	MABAS DIVISION 13					
		88989	1,275.00	09/01/2016	081016	STATEWIDE/DVSN 13 DUES
	MABAS DIVISION 13 Total		<u>1,275.00</u>			
1510	ERIC MAJEWSKI					
			740.00	09/01/2016	091216	PER DIEM 9-12 THRU 9-23-16
	ERIC MAJEWSKI Total		<u>740.00</u>			
1534	MARTIN IMPLEMENT SALES INC					
		88680	562.38	09/08/2016	A51268	INVENTORY ITEMS

<u>VENDOR</u>	<u>VENDOR NAME</u>	<u>PO NUMBER</u>	<u>AMOUNT</u>	<u>DATE</u>	<u>INVOICE</u>	<u>DESCRIPTION</u>
1555	MARTIN IMPLEMENT SALES INC Total		<u>562.38</u>			
	TRACY MATHISEN		100.00	09/01/2016	082416	BOOTS-GANDER MTN 8-24-16
	TRACY MATHISEN Total		<u>100.00</u>			
1571	MCCANN INDUSTRIES INC	88847	659.05	09/08/2016	01381999	CONCRETE TOOLS
	MCCANN INDUSTRIES INC Total	88802	5,783.95	09/08/2016	01382087	SAW/WATER TANK/BLADE
			<u>6,443.00</u>			
1598	MENARDS INC	87723	119.15	09/01/2016	34236	MISC SUPPLIES PUBLIC SERVI
	MENARDS INC Total		<u>119.15</u>			
1600	MENDEL PLUMBING & HEATING INC	88754	983.25	09/01/2016	W37685	SVC PW = 7-29 & 8-9-16
	MENDEL PLUMBING & HEATING INC Total		<u>983.25</u>			
1613	METROPOLITAN ALLIANCE OF POL		900.00	09/02/2016	UNP 160902111014PD	Union Dues - IMAP
	METROPOLITAN ALLIANCE OF POL Total		102.00	09/02/2016	UNPS160902111014PI	Union Dues-Police Sergeants
			<u>1,002.00</u>			
1637	FLEETPRIDE INC	87564	63.76	09/01/2016	79030741	VEH 1876
		87564	91.76	09/01/2016	79035476	VEH 1728
		87564	422.97	09/08/2016	79285944	MISC FLEET SUPPLIES
	FLEETPRIDE INC Total		<u>578.49</u>			
1645	CHRISTOPHER MINICK		189.34	09/01/2016	091016	IGFOA CONF=PER DIEM & MILE
	CHRISTOPHER MINICK Total		<u>189.34</u>			
1651	MINJ TECHNOLOGIES DIRECT INC	88776	138.02	09/01/2016	0003480005	HP ULTRA SLIM DOCK
		88792	135.00	09/01/2016	0003480270	HP MONITOR
		88774	472.98	09/01/2016	0003480271	LG SUPER SIGN - DIGITAL
		88860	97.71	09/08/2016	0003481918	MICROSOFT KEYBOARD
		88856	45.69	09/08/2016	0003482141	LOGITECH KEYBOARD/MOUSE

<u>VENDOR</u>	<u>VENDOR NAME</u>	<u>PO NUMBER</u>	<u>AMOUNT</u>	<u>DATE</u>	<u>INVOICE</u>	<u>DESCRIPTION</u>
	MINJ TECHNOLOGIES DIRECT INC Total		<u>889.40</u>			
1655	MONROE TRUCK EQUIPMENT	87567	59.96	09/01/2016	5327472	FLEET SUPPLIES - V#1956
	MONROE TRUCK EQUIPMENT Total		<u>59.96</u>			
1668	FERGUSON ENTERPRISES INC	88975	65.20	09/08/2016	3538993	INVENTORY ITEMS
	FERGUSON ENTERPRISES INC Total	88883	10.34	09/08/2016	3528003	INVENTORY ITEMS
			<u>75.54</u>			
1669	MOTOROLA INC	88916	414.00	09/01/2016	92195182	ANT VHF WIDEBAND
	MOTOROLA INC Total		<u>414.00</u>			
1686	NAPA AUTO PARTS	87577	38.01	09/01/2016	511962	V#1933 RO#56123
	NAPA AUTO PARTS Total	87577	6.28	09/08/2016	512414	V#2184 RO#56164
			<u>44.29</u>			
1704	NCPERS IL IMRF		8.00	09/02/2016	NCP2160902111014P	NCPERS 2
	NCPERS IL IMRF Total		16.00	09/02/2016	NCP2160902111014PV	NCPERS 2
			<u>24.00</u>			
1705	NEENAH FOUNDRY COMPANY CORP	88853	261.13	09/08/2016	184076	GRATE
	NEENAH FOUNDRY COMPANY CORP Total		<u>261.13</u>			
1711	NESTLE WATERS NORTH AMERICA	87949	658.60	09/01/2016	06H0122067317	WATER DELIVERIES 7-13-8-12-
	NESTLE WATERS NORTH AMERICA Total		<u>658.60</u>			
1737	NORTH EAST MULTI REGIONAL TRNG		125.00	09/01/2016	210008	BAUWENS = 8-19-16
	NORTH EAST MULTI REGIONAL TRNG Total		400.00	09/01/2016	210030	BAUWENS = 8-16-8-18-16
			<u>525.00</u>			
1745	NICOR		53.47	09/01/2016	1000 4 AUG 26 2016	SVC 7-27 THRU 8-25-16
			35.54	09/01/2016	1000 4 AUG 26 2016 C	SVC 7-26 THRU 8-24-16

<u>VENDOR</u>	<u>VENDOR NAME</u>	<u>PO NUMBER</u>	<u>AMOUNT</u>	<u>DATE</u>	<u>INVOICE</u>	<u>DESCRIPTION</u>
			35.61	09/01/2016	1000 5 AUG 25 2016	SVC 7-25 THRU 8-23-16
			172.06	09/01/2016	1000 6 AUG 26 2016	SVC 7-26 THRU 8-25-16
			31.56	09/08/2016	0847 6 AUG 31 2016	MONTHLY BILLING THRU 8-30-
			91.91	09/08/2016	8642 6 SEP 1 2016	MONTHLY BILLING THRU 8-29-
			29.03	09/08/2016	1968 1 AUG 29 2016	MONTHLY BILLING THRU 8-25-
			33.80	09/08/2016	46 06 2 AUG 31 2016	MONTHLY BILLING THRU 8-29-
			30.88	09/08/2016	4625 3 AUG 30 2016	MONTHLY BILLING THRU 8-25-
			30.31	09/08/2016	5425 2 AUG 29 2016	MONTHLY BILLING THRU 8-26-
			1,211.01	09/08/2016	8317 9 AUG 30 2016	MONTHLY BILLING THRU 8-23-
			154.40	09/08/2016	0000 7 AUG 26 2016	BILLING THRU 8-25-16
			102.52	09/08/2016	1000 1 AUG 29 2016	MONTHLY BILLING THRU 8-26-
			30.40	09/08/2016	1000 8 AUG 29 2016	MONTHLY BILLING THRU 8-25-
			88.35	09/08/2016	1000 8 SEP 1 2016	MONTHLY BILLING THRU 8-31-
			29.55	09/08/2016	1000 9 AUG 29 2016 F	
			27.90	09/08/2016	1000 9 AUG 29 2016	MONTHLY BILLING THRU 8-26-16
			31.21	09/08/2016	1829 0 AUG 26 2016	MONTHLY BILLING THRU 8-25-
			109.10	09/08/2016	0000 6 AUG 31 2016	MONTHLY BILLING THRU 8-29-
			38.15	09/08/2016	1000 3 AUG 30 2016	MONTHLY BILLING THRU 8-26-
			85.45	09/08/2016	1000 0 AUG 26 2016	BILLING THRU 8-25-16
			39.30	09/08/2016	1000 0 SEP 1 2016	MONTHLY BILLING THRU 8-29-16
			39.21	09/01/2016	1000 2 AUG 25 2016	SVC 6-23 THRU 8-24-16
			1,350.22	09/01/2016	7652 0 AUG 26 2016	SVC 7-26 THRU 8-25-16
			91.01	09/01/2016	9226 2 AUG 26 2016	SVC 7-25 THRU 8-23-16
			30.21	09/01/2016	9676 7 AUG 25 2016	SVC 7-25 THRU 8-23-16
			73.50	09/01/2016	0000 6 AUG 25 2016	SVC 7-25 THRU 8-24-16
			30.21	09/01/2016	7497 2 AUG 25 2016	SVC 7-25 THRU 8-23-16
			27.86	09/01/2016	1000 3 AUG 25 2016	SVC 7-26 THRU 8-24-16
			164.46	09/01/2016	1000 9 AUG 24 2016	SVC 7-25 THRU 8-23-16
			29.11	09/01/2016	1000 9 AUG 25 2016	SVC 7-25 THRU 8-23-16
			115.80	09/01/2016	1000 9 AUG 25 2016 21	SVC 7-25 THRU 8-24-16
			32.83	09/01/2016	1000 9 AUG 26 2016	SVC 7-26 THRU 8-25-16
			27.36	09/01/2016	1000 2 AUG 23 2016	SVC 7-21 THRU 8-19-16
			4,503.29			
1747	COMPASS MINERALS AMERICA INC	51	2,980.58	09/01/2016	71514142	COARSE ROCK SALT
	COMPASS MINERALS AMERICA INC Total		2,980.58			
1755	NORTH SHORE SANITARY DISTRICT					

NICOR Total

<u>VENDOR</u>	<u>VENDOR NAME</u>	<u>PO NUMBER</u>	<u>AMOUNT</u>	<u>DATE</u>	<u>INVOICE</u>	<u>DESCRIPTION</u>
		88647	600.00	09/08/2016	MISC00000106576	ACUTE TOXICITY TEST
1756	NORTH SHORE SANITARY DISTRICT Total		<u>600.00</u>			
	NORTH CENTRAL LABORATORIES	87530	132.26	09/08/2016	377396	POTASSIUM PHOSPHATE
	NORTH CENTRAL LABORATORIES Total		<u>132.26</u>			
1762	NORTHWESTERN UNIVERSITY		4,780.00	09/01/2016	7760	LODGING 9-26-12-9 = T SHAW
	NORTHWESTERN UNIVERSITY Total		<u>4,780.00</u>			
1769	OEI PRODUCTS INC	88868	462.75	09/08/2016	4927	INVENTORY ITEMS
	OEI PRODUCTS INC Total		<u>462.75</u>			
1772	OHALLORAN KOSOFF GEITNER &		6,403.43	09/01/2016	150608W009-0001B	J WOLFF = 6-9 THRU 7-28-16
	OHALLORAN KOSOFF GEITNER & Total		<u>6,403.43</u>			
1775	RAY O'HERRON CO	87545	225.96	09/08/2016	1644070-IN	UNIFORMS - PD
		87545	256.49	09/08/2016	1644071-IN	UNIFORMS - PD
		87545	262.93	09/08/2016	1644377-IN	UNIFORMS - PD
	RAY O'HERRON CO Total		<u>745.38</u>			
1783	ON TIME EMBROIDERY INC	87627	480.00	09/08/2016	33337	UNIFORMS - FD
		87627	18.00	09/08/2016	33608	UNIFORMS - FD
	ON TIME EMBROIDERY INC Total		<u>498.00</u>			
1797	PACE SUBURBAN BUS	88734	3,399.21	09/01/2016	439145	SVC MAY 2016
	PACE SUBURBAN BUS Total		<u>3,399.21</u>			
1843	PHEASANT RUN RESORT		20.94	09/08/2016	20329	RFND - OVRPD HTL TX JULY 20
	PHEASANT RUN RESORT Total		<u>20.94</u>			
1851	CHARLES PIERCE		740.00	09/01/2016	091216	PER DIEM 9-12 THRU 9-23-16

<u>VENDOR</u>	<u>VENDOR NAME</u>	<u>PO NUMBER</u>	<u>AMOUNT</u>	<u>DATE</u>	<u>INVOICE</u>	<u>DESCRIPTION</u>
1861	CHARLES PIERCE Total		<u>740.00</u>			
	POLICE PENSION FUND			09/02/2016	PLP2160902111014PD	Police Pension Tier 2
			3,690.54	09/02/2016	PLPN160902111014PE	Police Pension
			15,621.80	09/02/2016	PLP2160916140844PD	Police Pension Tier 2
			3,690.54	09/02/2016	PLPN160916140844PE	Police Pension
			15,621.80			
	POLICE PENSION FUND Total		<u>38,624.68</u>			
1890	LEGAL SHIELD			09/02/2016	PPLS160902111014FL	Pre-Paid Legal Services
			14.26	09/02/2016	PPLS160902111014FN	Pre-Paid Legal Services
			8.75	09/02/2016	PPLS160902111014PL	Pre-Paid Legal Services
			142.99	09/02/2016	PPLS160902111014PV	Pre-Paid Legal Services
			8.75			
	LEGAL SHIELD Total		<u>174.75</u>			
1898	PRIORITY PRODUCTS INC			09/01/2016	872880	MISC SUPPLIES - FLEET
			90.72	09/01/2016	872882	MISCH SUPPLIES - FLEET
			20.24	09/01/2016	872923	MISC PARTS FLEET DEPT
			42.87	09/08/2016	873228	INVENTORY ITEMS
			127.02	09/08/2016	873243	FLEET DEPT PARTS
			51.03			
	PRIORITY PRODUCTS INC Total		<u>331.88</u>			
1900	PROVIDENT LIFE & ACCIDENT			09/02/2016	POPT160902111014FL	Provident Optional Life
			26.76			
	PROVIDENT LIFE & ACCIDENT Total		<u>26.76</u>			
1940	RADCO COMMUNICATIONS INC			09/08/2016	81706	REPAIRS UNIT#S 25,23,22
			304.01	09/08/2016	81724	UNIT 1914 AND 24
			157.50			
	RADCO COMMUNICATIONS INC Total		<u>461.51</u>			
1946	RANDALL PRESSURE SYSTEMS INC			09/08/2016	I-05567-0	MISC FLEET DEPT
			37.87	09/08/2016	I-05577-0	FLEET DEPT SUPPLIES
			49.95	09/08/2016	I-05592-0	MISC FLEET DEPT SUPPLIES
			81.04			
	RANDALL PRESSURE SYSTEMS INC Total		<u>168.86</u>			
2021	ROADWAY TOWING			09/01/2016	1012955	TEST #1724, 1926,27,2012
			134.00			

<u>VENDOR</u>	<u>VENDOR NAME</u>	<u>PO NUMBER</u>	<u>AMOUNT</u>	<u>DATE</u>	<u>INVOICE</u>	<u>DESCRIPTION</u>
	ROADWAY TOWING Total		<u>134.00</u>			
2023	KEN ROBINSON		143.38	09/01/2016	082016	BOOTS-AMAZON 8-20-16
	KEN ROBINSON Total		<u>143.38</u>			
2032	POMPS TIRE SERVICE INC		2,172.84	09/01/2016	640043758	INVENTORY ITEMS
		88906	19.00	09/08/2016	640043363	SCRAP DISPOSAL FEE
		88906	50.00	09/08/2016	640044279	SCRAP DISPOSAL FEES
		88906	14.00	09/08/2016	640044381	SCRAP DISPOSAL FEES
		88906	20.00	09/08/2016	640044537	FLEET SCRAP DISPOSAL FEE
	POMPS TIRE SERVICE INC Total		<u>2,275.84</u>			
2079	SCHROEDER CRANE RENTAL	88900	600.00	09/08/2016	3252	40 TON CRANE RENT 8-5-16
	SCHROEDER CRANE RENTAL Total		<u>600.00</u>			
2084	SCHULHOF COMPANY	87763	178.41	09/01/2016	2909868	CHICAGO CP FAUCET
	SCHULHOF COMPANY Total		<u>178.41</u>			
2086	SCHWEITZER ENGINEERING LABS	88723	1,908.00	09/01/2016	1159-18687	INVENTORY ITEMS
	SCHWEITZER ENGINEERING LABS Total		<u>1,908.00</u>			
2095	SCHROEDER ASPHALT SERVICES INC	88206	404,914.28	09/01/2016	2016-178	NON MFT 7-19 THRU 8-4-16
		88206	445,713.42	09/01/2016	2016-178-MFT	MFT WORK 7-19 THRU 8-4-16
	SCHROEDER ASPHALT SERVICES INC Total		<u>850,627.70</u>			
2096	SCHINDLER ELEVATOR CORPORATION	88850	368.99	09/01/2016	7152385184	SVC 1ST ST PARKING GARAGE
	SCHINDLER ELEVATOR CORPORATION Total		<u>368.99</u>			
2117	SEPS INC	88788	2,569.00	09/01/2016	1/649780	YEARLY WARRANTY
	SEPS INC Total		<u>2,569.00</u>			
2137	SHERWIN WILLIAMS	88201	913.75	09/01/2016	9751-3	PAINT SUPPLIES WATER DEPT

<u>VENDOR</u>	<u>VENDOR NAME</u>	<u>PO NUMBER</u>	<u>AMOUNT</u>	<u>DATE</u>	<u>INVOICE</u>	<u>DESCRIPTION</u>
		88201	35.98	09/01/2016	9757-0	WATER DEPT PAINT SUPPLIES
		87590	33.87	09/01/2016	9765-3	PAINT SUPPLIES
		87590	117.84	09/08/2016	1417-3	MISC PAINT SUPPLIES
	SHERWIN WILLIAMS Total		1,101.44			
2146	PRODUCTION PLUS GRAPHICS INC	88871	36.02	09/08/2016	CG-203174	SIGN SUPPLIES
	PRODUCTION PLUS GRAPHICS INC Total		36.02			
2150	SIKICH	88200	12,126.00	09/01/2016	265150	AUDIT BILLING THRU 7-31-16
	SIKICH Total		12,126.00			
2157	SISLERS ICE & DAIRY LTD	87650	155.25	09/01/2016	281314	ICE DELIVERY PUBLIC WORKS
	SISLERS ICE & DAIRY LTD Total		155.25			
2163	SKYLINE TREE SERVICE &	87833	595.00	09/01/2016	3153	336 SOUTH 14TH ST
		87833	540.00	09/01/2016	3154	323 WALNUT ST
		87833	2,811.75	09/01/2016	3157	112 SOUTH 9TH AVE
		87833	4,230.00	09/01/2016	3160	MISC LOCATIONS
		87833	217.50	09/01/2016	3161	1805 STERLING CT
		87833	855.00	09/01/2016	3163	SVC 1553 ANDOVER AVE
	SKYLINE TREE SERVICE & Total		9,249.25			
2168	SMITH ECOLOGICAL SYSTEMS INC	88786	1,204.25	09/08/2016	20037	VACUUM SWITCH REMOTE V1C
	SMITH ECOLOGICAL SYSTEMS INC Total		1,204.25			
2201	STANDARD EQUIPMENT CO	88787	652.40	09/08/2016	C15513	SHUTTER/GUTTERS/SHOE/CAST
		88787	1,094.35	09/08/2016	C15549	SHUTTER/CASTER
		88787	381.17	09/08/2016	C15566	WHEEL W/BEARINGS
		88787	26.76	09/08/2016	C15738	PL-SHIM
		88787	26.76	09/08/2016	C15745	PL-SHIM
	STANDARD EQUIPMENT CO Total		2,181.44			
2212	CITY OF ST CHARLES		4,900.00	09/09/2016	20160909	REIMBURSE COSC FOR CARGO

<u>VENDOR</u>	<u>VENDOR NAME</u>	<u>PO NUMBER</u>	<u>AMOUNT</u>	<u>DATE</u>	<u>INVOICE</u>	<u>DESCRIPTION</u>
2228	CITY OF ST CHARLES Total		<u>4,900.00</u>			
	CITY OF ST CHARLES		85.16	08/31/2016	3-31-31065-6-1-0716	SVC 6-30 THRU 8-1-16
			86.90	08/31/2016	3-31-31068-0-2-0716	SVC 6-30 THRU 8-1-16
			115.00	08/31/2016	3-31-31067-2-1-0716	SVC 6-30 THRU 8-1-16
	CITY OF ST CHARLES Total		<u>287.06</u>			
2235	STEINER ELECTRIC COMPANY					
		88886	644.96	09/01/2016	S005473577.001	INVENTORY ITEMS
		87963	6,895.48	09/01/2016	S005403394.002	INVENTORY ITEMS
		88650	956.22	09/01/2016	S005449115.001	FLAME RESISTANT PANTS
		88785	102.24	09/01/2016	S005461890.001	INVENTORY ITEMS
		88785	181.76	09/08/2016	S005461890.002	INVENTORY ITEMS
		88932	3,295.44	09/08/2016	S005473650.001	PARALLEL WIRE REEL W/STAN
	STEINER ELECTRIC COMPANY Total		<u>12,076.10</u>			
2250	STREICHERS					
		87546	71.99	09/01/2016	11223112	POLICE DEPT UNIFORMS
	STREICHERS Total		<u>71.99</u>			
2300	TEMCO MACHINERY INC					
		87574	103.20	09/01/2016	AG51286	IA-SWITCH VEH#1728
		87574	740.00	09/01/2016	AG51531	EX ROTOR
		87574	290.76	09/08/2016	AG51684	REGULATOR
	TEMCO MACHINERY INC Total		<u>1,133.96</u>			
2301	GENERAL CHAUFFERS SALES DRIVER					
			154.50	09/02/2016	UNT 160902111014CD	Union Dues - Teamsters
			84.50	09/02/2016	UNT 160902111014FN	Union Dues - Teamsters
			2,259.00	09/02/2016	UNT 160902111014PV	Union Dues - Teamsters
	GENERAL CHAUFFERS SALES DRIVER Total		<u>2,498.00</u>			
2316	APC STORE					
		87575	38.71	09/01/2016	478-414401	V#2017 RO#56079
		87575	3.13	09/01/2016	478-414648	V#1871 RO#56110
		87575	4.94	09/01/2016	478-414692	V#1779 RO#56161
		87575	77.08	09/01/2016	478-414848	V#1779 RO#56109
		87575	63.21	09/01/2016	478-414407	V#2017 RO#56079
		87575	43.19	09/01/2016	478-414449	V#2017 RO#56079

<u>VENDOR</u>	<u>VENDOR NAME</u>	<u>PO NUMBER</u>	<u>AMOUNT</u>	<u>DATE</u>	<u>INVOICE</u>	<u>DESCRIPTION</u>
		87575	7.05	09/08/2016	478-415304	V#2184 RO#56164
		87575	3.60	09/08/2016	478-415310	V#1984 RO#56169
		87575	3.71	09/08/2016	478-415315	V#1869 RO#56149
		87575	126.78	09/08/2016	478-415376	V#1869 RO#56149
		87575	205.55	09/08/2016	478-415079	V#1869 RO#56149
		87575	76.70	09/08/2016	478-415101	V#1768 RO#56154
		87575	19.08	09/08/2016	478-415137	V#1869 RO#56149
		87575	67.27	09/08/2016	478-415179	V#1869 RO#56149
		87575	19.39	09/08/2016	478-415192	V#1768 RO#56154
		87575	26.20	09/08/2016	478-415269	V#2184 RO#56164
		87575	5.75	09/01/2016	478-414293	V#1832 RO#56072
		87575	23.50	09/01/2016	478-414549	V#1794 RO#56100
		87575	13.44	09/01/2016	478-414595	V#2017 RO#56079
		87575	22.87	09/01/2016	478-414596	V#5299 RO#56117
		87575	363.95	09/08/2016	478-415034	V#1869 RO#56149
		87575	7.83	09/08/2016	478-415071	V#1869 RO#56149
			<u>1,222.93</u>			
	APC STORE Total					
2343	TAPCO	88698	8,376.20	09/01/2016	1536580	SIGNS
			-2,470.00	09/01/2016	RMA05564	RETURN ON IN#1462042
	TAPCO Total		<u>5,906.20</u>			
2345	TRAFFIC CONTROL & PROTECTION	88663	413.00	09/01/2016	87393	INVENTORY ITEMS
	TRAFFIC CONTROL & PROTECTION Total		<u>413.00</u>			
2363	TROTTER & ASSOCIATES INC	82960	274,000.00	09/01/2016	12491	PROJECT 1 5TH AVE
	TROTTER & ASSOCIATES INC Total		<u>274,000.00</u>			
2401	UNIVERSAL UTILITY SUPPLY INC	88396	7,201.00	09/01/2016	3022617	INVENTORY ITEMS
		88979	1,759.00	09/01/2016	3022645	INVENTORY ITEMS
	UNIVERSAL UTILITY SUPPLY INC Total		<u>8,960.00</u>			
2403	UNITED PARCEL SERVICE		25.15	09/08/2016	0000650961366	SHIPPING
	UNITED PARCEL SERVICE Total		<u>25.15</u>			

<u>VENDOR</u>	<u>VENDOR NAME</u>	<u>PO NUMBER</u>	<u>AMOUNT</u>	<u>DATE</u>	<u>INVOICE</u>	<u>DESCRIPTION</u>
2404	HD SUPPLY FACILITIES MAINT LTD	88797	60.87	09/01/2016	032946	SPILLTRAY/TUBE/RACK
		88888	335.72	09/08/2016	040192	INVENTORY ITEMS
	HD SUPPLY FACILITIES MAINT LTD Total		<u>396.59</u>			
2413	VALLEY FIRE PROTECTION SERVICE	88896	561.00	09/01/2016	127004	REPAIR LEAK @ CS
	VALLEY FIRE PROTECTION SERVICE Total		<u>561.00</u>			
2428	VERMEER MIDWEST	88575	37.62	09/08/2016	PA0181	GAUGE-14 3/4
	VERMEER MIDWEST Total		<u>37.62</u>			
2429	VERIZON WIRELESS		233.27	09/01/2016	9770953366	SVC 7-24 THRU 8-23-16
	VERIZON WIRELESS Total		<u>233.27</u>			
2444	XEROX CORPORATION	88719	1,050.00	09/01/2016	1294946	FHETS = K NIGHTLINGER
	XEROX CORPORATION Total		<u>1,050.00</u>			
2458	ERIN WAITES		78.44	09/01/2016	082416	BOOTS-GANDER MTN 8-24-16
	ERIN WAITES Total		<u>78.44</u>			
2470	WAREHOUSE DIRECT	88488	24.29	09/01/2016	3156573-0	OFFICE SUPPLIES
		87653	228.87	09/01/2016	3157269-0	CHAIRMAT
		87772	76.50	09/01/2016	3157611-0	CITY HALL OFFICE SUPPLIES
		87772	30.48	09/01/2016	3159545-0	OFFICE SUPPLIES - CH
		87609	40.34	09/01/2016	3160454-0	OFFICE SUPPLIES - ELEC-ENG
		88488	87.84	09/01/2016	3161285-0	OFFICE SUPPLIES - BCE
		87534	35.61	09/08/2016	3137306-0	OFFICE SUPPLIES - PD
		87653	87.95	09/08/2016	3144590-0	OFFICE SUPPLIES - PW
		87609	57.12	09/08/2016	3136506-0	OFFICE SUPPLIES - ELEC/ENG
		87534	30.74	09/08/2016	3116808-0	OFFICE SUPPLIES - PD
		87534	89.51	09/08/2016	3116874-0	OFFICE SUPPLIES - PD
		87600	41.44	09/08/2016	3123202-0	OFFICE SUPPLIES - HR
		87534	19.92	09/08/2016	3165135-0	OFFICE SUPPLIES - PD
		87534	47.98	09/08/2016	3165752-0	OFFICE SUPPLIES - PD

<u>VENDOR</u>	<u>VENDOR NAME</u>	<u>PO NUMBER</u>	<u>AMOUNT</u>	<u>DATE</u>	<u>INVOICE</u>	<u>DESCRIPTION</u>
		87534	187.17	09/08/2016	3167102-0	POLICE DEPT OFFICE SUPPLIE
		87534	15.09	09/08/2016	3167102-1	OFFICE SUPPLIES POLICE DEF
		87653	59.13	09/08/2016	3167109-0	OFFICE SUPPLIES PW
		88848	144.68	09/08/2016	3167147-0	OFFICE SUPPLIES ELECTRIC
		87771	100.02	09/08/2016	3145652-0	OFFICE SUPPLIES - UB
		87534	17.88	09/08/2016	3147396-0	OFFICE SUPPLIES - PD
		87559	10.21	09/08/2016	3147640-0	OFFICE SUPPLIES - CDE
		87633	329.45	09/08/2016	3164217-0	FIRE DEPT OFFICE SUPPLIES
		88059	66.20	09/01/2016	3162384-0	OFFICE SUPPLIES C/A
		87534	21.00	09/01/2016	3162635-0	OFFICE SUPPLIES POLICE DEF
		88488	30.14	09/01/2016	3162875-0	OFFICE SUPPLIES BC&E
	WAREHOUSE DIRECT Total		1,879.56			
2478	WATER PRODUCTS AURORA	88816	188.35	09/01/2016	0268329	MEDALLION
	WATER PRODUCTS AURORA Total		188.35			
2484	SPX FLOW INC	88103	40,152.32	09/08/2016	91870078	LIGHTING MIXER
	SPX FLOW INC Total		40,152.32			
2485	WBK ENGINEERING LLC	88034	10,926.65	09/01/2016	16863	SVCS 6-26 THRU 7-30-16
	WBK ENGINEERING LLC Total		10,926.65			
2490	WELCH BROS INC	88670	7.13	09/08/2016	1568820	NP1BLK
	WELCH BROS INC Total		7.13			
2495	WEST SIDE TRACTOR SALES CO	87576	19.83	09/01/2016	N40323	VEH 1876 RO55998
		87576	116.11	09/01/2016	N40424	MISC FLEET SUPPLIES - V#192
		87576	190.09	09/01/2016	N40466	BUSHING/PIN
			-83.65	09/01/2016	CM3003454848	PD INCORRECT VNDR - S/B #31
	WEST SIDE TRACTOR SALES CO Total		242.38			
2506	EESCO	88890	150.00	09/01/2016	416923	INVENTORY ITEMS
		88187	939.00	09/01/2016	382623	MISC PARTS
	EESCO Total		1,089.00			

<u>VENDOR</u>	<u>VENDOR NAME</u>	<u>PO NUMBER</u>	<u>AMOUNT</u>	<u>DATE</u>	<u>INVOICE</u>	<u>DESCRIPTION</u>
2545	GRAINGER INC	88760	430.20	09/01/2016	9191836494	INVENTORY ITEMS
		87808	111.24	09/01/2016	9195155099	TUBING CUTTER COPPER
		88921	103.08	09/01/2016	9205952659	MASONRY DRILL BIT
		88833	698.48	09/08/2016	9198846595	INVENTORY ITEMS
		88834	23.52	09/08/2016	9199700734	PAPER TOWEL DISPENSER SH
			-57.80	09/08/2016	9200946847	CREDIT INV 9190098591
		88864	59.38	09/08/2016	9201864163	INVENTORY ITEMS
	GRAINGER INC Total		1,368.10			
2631	ZIMMERMAN FORD INC	87573	0.06	09/01/2016	92908	CRED APPLIED - SHORT 6 CEN
			849.11	09/01/2016	S43-0816	FLEET SUPPLIES - AUG 2016
	ZIMMERMAN FORD INC Total		849.17			
2637	ILLINOIS DEPT OF REVENUE		1,583.56	09/02/2016	ILST160902111014FN	Illinois State Tax
			736.85	09/02/2016	ILST160902111014HR	Illinois State Tax
			1,136.54	09/02/2016	ILST160902111014IS	Illinois State Tax
			7,377.49	09/02/2016	ILST160902111014PD	Illinois State Tax
			588.74	09/02/2016	ILST160902111014CA	Illinois State Tax
			1,480.41	09/02/2016	ILST160902111014CD	Illinois State Tax
			722.28	09/02/2016	ILST160916140844HR	Illinois State Tax
			1,122.86	09/02/2016	ILST160916140844IS	Illinois State Tax
			7,823.66	09/02/2016	ILST160916140844PD	Illinois State Tax
			9,512.39	09/02/2016	ILST160916140844PW	Illinois State Tax
			7,032.54	09/02/2016	ILST160902111014FD	Illinois State Tax
			9,237.12	09/02/2016	ILST160902111014PW	Illinois State Tax
			572.48	09/02/2016	ILST160916140844CA	Illinois State Tax
			1,485.61	09/02/2016	ILST160916140844CD	Illinois State Tax
			7,228.31	09/02/2016	ILST160916140844FD	Illinois State Tax
			1,615.35	09/02/2016	ILST160916140844FN	Illinois State Tax
	ILLINOIS DEPT OF REVENUE Total		59,256.19			
2638	INTERNAL REVENUE SERVICE		1,123.86	09/02/2016	FICA160902111014HR	FICA Employee
			2,228.01	09/02/2016	FICA160902111014IS	FICA Employee
			2,103.75	09/02/2016	FICA160902111014PD	FICA Employee
			16,981.48	09/02/2016	FICA160902111014PW	FICA Employee
			257.00	09/02/2016	MEDR160916140844H	Medicare Employer

<u>VENDOR</u>	<u>VENDOR NAME</u>	<u>PO NUMBER</u>	<u>AMOUNT</u>	<u>DATE</u>	<u>INVOICE</u>	<u>DESCRIPTION</u>
			516.95	09/02/2016	MEDR160916140844IS	Medicare Employer
			3,561.90	09/02/2016	MEDR160916140844P	Medicare Employer
			4,083.68	09/02/2016	MEDR160916140844P	Medicare Employer
			3,558.42	09/02/2016	MEDE160916140844PI	Medicare Employee
			4,083.68	09/02/2016	MEDE160916140844PI	Medicare Employee
			275.98	09/02/2016	MEDR160916140844C	Medicare Employer
			661.76	09/02/2016	MEDR160916140844C	Medicare Employer
			3,230.39	09/02/2016	MEDR160916140844FI	Medicare Employer
			698.79	09/02/2016	MEDR160916140844FI	Medicare Employer
			275.98	09/02/2016	MEDE160916140844C	Medicare Employee
			661.76	09/02/2016	MEDE160916140844C	Medicare Employee
			3,233.87	09/02/2016	MEDE160916140844FI	Medicare Employee
			698.79	09/02/2016	MEDE160916140844FI	Medicare Employee
			257.00	09/02/2016	MEDE160916140844H	Medicare Employee
			516.95	09/02/2016	MEDE160916140844IS	Medicare Employee
			32,133.08	09/02/2016	FIT 160916140844FD	Federal Withholding Tax
			6,171.77	09/02/2016	FIT 160916140844FN	Federal Withholding Tax
			2,652.20	09/02/2016	FIT 160916140844HR	Federal Withholding Tax
			3,658.12	09/02/2016	FIT 160916140844IS	Federal Withholding Tax
			30,243.16	09/02/2016	FIT 160916140844PD	Federal Withholding Tax
			34,850.81	09/02/2016	FIT 160916140844PW	Federal Withholding Tax
			1,098.94	09/02/2016	FICE160916140844HR	FICA Employer
			2,210.59	09/02/2016	FICE160916140844IS	FICA Employer
			2,156.23	09/02/2016	FICE160916140844PD	FICA Employer
			17,461.46	09/02/2016	FICE160916140844PW	FICA Employer
			2,156.76	09/02/2016	FIT 160916140844CA	Federal Withholding Tax
			5,531.76	09/02/2016	FIT 160916140844CD	Federal Withholding Tax
			2,141.35	09/02/2016	FICA160916140844PD	FICA Employee
			17,461.46	09/02/2016	FICA160916140844PW	FICA Employee
			699.84	09/02/2016	FICE160916140844CA	FICA Employer
			2,829.54	09/02/2016	FICE160916140844CD	FICA Employer
			374.59	09/02/2016	FICE160916140844FD	FICA Employer
			2,987.96	09/02/2016	FICE160916140844FN	FICA Employer
			699.84	09/02/2016	FICA160916140844CA	FICA Employee
			2,829.54	09/02/2016	FICA160916140844CD	FICA Employee
			389.47	09/02/2016	FICA160916140844FD	FICA Employee
			2,987.96	09/02/2016	FICA160916140844FN	FICA Employee
			1,098.94	09/02/2016	FICA160916140844HR	FICA Employee
			2,210.59	09/02/2016	FICA160916140844IS	FICA Employee

<u>VENDOR</u>	<u>VENDOR NAME</u>	<u>PO NUMBER</u>	<u>AMOUNT</u>	<u>DATE</u>	<u>INVOICE</u>	<u>DESCRIPTION</u>
			282.98	09/02/2016	MEDR160902111014C	Medicare Employer
			661.62	09/02/2016	MEDR160902111014C	Medicare Employer
			3,157.91	09/02/2016	MEDR160902111014FI	Medicare Employer
			686.58	09/02/2016	MEDR160902111014FI	Medicare Employer
			261.21	09/02/2016	MEDR160902111014H	Medicare Employer
			3,971.50	09/02/2016	MEDR160902111014P	Medicare Employer
			3,387.27	09/02/2016	MEDE160902111014PI	Medicare Employee
			30,672.11	09/02/2016	FIT 160902111014FD	Federal Withholding Tax
			6,134.57	09/02/2016	FIT 160902111014FN	Federal Withholding Tax
			2,724.67	09/02/2016	FIT 160902111014HR	Federal Withholding Tax
			521.09	09/02/2016	MEDR160902111014IS	Medicare Employer
			3,387.85	09/02/2016	MEDR160902111014P	Medicare Employer
			3,156.85	09/02/2016	MEDE160902111014FI	Medicare Employee
			685.88	09/02/2016	MEDE160902111014FI	Medicare Employee
			262.85	09/02/2016	MEDE160902111014H	Medicare Employee
			2,177.64	09/02/2016	FIT 160902111014CA	Federal Withholding Tax
			521.09	09/02/2016	MEDE160902111014IS	Medicare Employee
			5,522.83	09/02/2016	FIT 160902111014CD	Federal Withholding Tax
			741.97	09/02/2016	FICA160902111014CA	FICA Employee
			2,820.15	09/02/2016	FICA160902111014CD	FICA Employee
			417.07	09/02/2016	FICA160902111014FD	FICA Employee
			2,932.62	09/02/2016	FICA160902111014FN	FICA Employee
			285.74	09/02/2016	MEDE160902111014C	Medicare Employee
			659.56	09/02/2016	MEDE160902111014C	Medicare Employee
			2,106.23	09/02/2016	FICE160902111014PD	FICA Employer
			16,981.48	09/02/2016	FICE160902111014PV	FICA Employer
			3,760.89	09/02/2016	FIT 160902111014IS	Federal Withholding Tax
			3,971.50	09/02/2016	MEDE160902111014PI	Medicare Employee
			27,537.30	09/02/2016	FIT 160902111014PD	Federal Withholding Tax
			33,063.50	09/02/2016	FIT 160902111014PW	Federal Withholding Tax
			2,829.05	09/02/2016	FICE160902111014CD	FICA Employer
			730.09	09/02/2016	FICE160902111014CA	FICA Employer
			421.55	09/02/2016	FICE160902111014FD	FICA Employer
			2,935.60	09/02/2016	FICE160902111014FN	FICA Employer
			1,116.90	09/02/2016	FICE160902111014HR	FICA Employer
			2,228.01	09/02/2016	FICE160902111014IS	FICA Employer
			399,761.67			

INTERNAL REVENUE SERVICE Total

2639 STATE DISBURSEMENT UNIT

<u>VENDOR</u>	<u>VENDOR NAME</u>	<u>PO NUMBER</u>	<u>AMOUNT</u>	<u>DATE</u>	<u>INVOICE</u>	<u>DESCRIPTION</u>
			795.70	09/02/2016	000000135160902111C	IL Child Support Amount 1
			465.36	09/02/2016	000000064160902111C	IL Child Support Amount 2
			440.93	09/02/2016	000000037160902111C	IL Child Support Amount 1
			600.00	09/02/2016	000000191160902111C	IL Child Support Amount 1
			545.00	09/02/2016	000000206160902111C	IL Child Support Amount 1
			832.38	09/02/2016	000001225160902111C	IL Child Support Amount 1
			817.98	09/02/2016	000000197160902111C	IL Child Support Amount 1
			1,661.54	09/02/2016	000000202160902111C	IL CS Maintenance 1
			580.00	09/02/2016	000000292160902111C	IL CS Maintenance 1
			369.23	09/02/2016	000000486160902111C	IL Child Support Amount 1
			334.16	09/02/2016	000001163160902111C	IL Child Support Amount 1
			7,442.28			
	STATE DISBURSEMENT UNIT Total					
2643	DELTA DENTAL		4,501.76	08/30/2016	083016	DELTA DENTAL CLAIMS/FEES
			3,605.55	09/06/2016	090616	DELTA DENTAL CLAIMS
	DELTA DENTAL Total		8,107.31			
2644	IMRF		181,931.39	09/09/2016	090916	IMRF PAYROLL WIRE
	IMRF Total		181,931.39			
2648	HEALTH CARE SERVICE CORP		127,165.02	09/06/2016	090616	MEDICAL CLAIMS
	HEALTH CARE SERVICE CORP Total		127,165.02			
2666	WINSTON ENGINEERING	88066	400.00	09/08/2016	0817CF503	PROJECT BILLING
	WINSTON ENGINEERING Total		400.00			
2683	CONTINENTAL AMERICAN INSURANCE		59.89	09/02/2016	ACCG160902111014FI	AFLAC Accident Plan
			17.47	09/02/2016	ACCG160902111014FI	AFLAC Accident Plan
			17.48	09/02/2016	ACCG160902111014IS	AFLAC Accident Plan
			141.16	09/02/2016	ACCG160902111014PI	AFLAC Accident Plan
			68.07	09/02/2016	ACCG160902111014PI	AFLAC Accident Plan
	CONTINENTAL AMERICAN INSURANCE Total		304.07			
2738	TRI-R SYSTEMS INCORPORATED	88566	1,600.00	09/08/2016	004288	VFD PURCHASE/INSTALL

<u>VENDOR</u>	<u>VENDOR NAME</u>	<u>PO NUMBER</u>	<u>AMOUNT</u>	<u>DATE</u>	<u>INVOICE</u>	<u>DESCRIPTION</u>
	TRI-R SYSTEMS INCORPORATED Total					
2740	C H HAGER EXCAVATING INC	88291	840.00	09/08/2016	004288A	SVC CALL 7-15-16
		88291	560.00	09/08/2016	004289	SVC CALL 8-2-16
		88756	685.00	09/08/2016	004290	SVC CALL 8-9-16
			<u>3,685.00</u>			
	CRUSHED LIMESTONE					
2832	RR DONNELLEY	42	616.63	09/08/2016	163	
	C H HAGER EXCAVATING INC Total		<u>616.63</u>			
	CORRECT A/P CHECK STOCK					
	CREDIT INV 720213470					
2881	SERVER SUPPLY.COM INC	88775	1,145.66	09/01/2016	795752129	
		88867	-817.25	09/01/2016	804378974	
	RR DONNELLEY Total		<u>328.41</u>			
	CISCO ROUTER					
	HP SHORTWAVE FIBRE CHANI					
2883	ADVANCED DISPOSAL SERVICES	87626	1,156.31	09/08/2016	T00001412860	MONTHLY SVCS - 1ST STREET
		87658	90,000.00	09/08/2016	T00001371128	SPRING CLEAN UP
	ADVANCED DISPOSAL SERVICES Total		<u>91,156.31</u>			
2885	AGSCO CORPORATION	88339	598.96	09/01/2016	1/348100	BLACK DIAMOND BAGS
	AGSCO CORPORATION Total		<u>598.96</u>			
2891	SCHIROTT, LUETKEHANS, GARNER					
	SCHIROTT, LUETKEHANS, GARNER Total		<u>493.83</u>			
	SVCS JULY 2016					
2894	HAVLICEK ACE HARDWARE LLC	88799	489.60	09/01/2016	46756/1	INVENTORY ITEMS
		87589	17.09	09/01/2016	46846/1	MISC SUPPLIES
		88891	115.60	09/08/2016	47014/1	INVENTORY ITEMS
		87565	5.39	09/08/2016	47015/1	V#5299 RO#56148
	HAVLICEK ACE HARDWARE LLC Total		<u>627.68</u>			
2929	FOOTE MIELKE CHAVEZ & O'NEIL		550.00	09/08/2016	3360	RE: H J STRASSER

<u>VENDOR</u>	<u>VENDOR NAME</u>	<u>PO NUMBER</u>	<u>AMOUNT</u>	<u>DATE</u>	<u>INVOICE</u>	<u>DESCRIPTION</u>
			550.00	09/08/2016	3361	RE: T J LOLLING
			525.00	09/08/2016	3358	RE: I MOJICA
			500.00	09/08/2016	3353	RE: C WENGEL
			550.00	09/08/2016	3354	RE: M D MCCABE
			500.00	09/08/2016	3355	RE: D J PETIT
			550.00	09/08/2016	3359	RE: J VILLARREAL
			550.00	09/08/2016	3356	RE: R T SOBUCKI
			550.00	09/08/2016	3357	RE: J A CONNER
			4,825.00			
	FOOTE MIELKE CHAVEZ & O'NEIL Total					
2968	ROB VICICONDI		75.00	09/01/2016	091216	PER DIEM 9-12 THRU 9-16
	ROB VICICONDI Total		75.00			
2979	EARTH PEST CONTROL COMPANY	88086	1,500.00	09/01/2016	6518	MONTHLY BILLING
	EARTH PEST CONTROL COMPANY Total		1,500.00			
2990	HAWKINS INC	50	1,284.00	09/01/2016	3934300	CHEMICALS
	HAWKINS INC Total		1,284.00			
3002	JET SERVICES INC	87547	130.00	09/08/2016	990015988	SHREDDING SVC 8-18-16
	JET SERVICES INC Total		130.00			
3013	COUNTRYSIDE INDUSTRIES INC	88104	9,708.80	09/01/2016	E160598	LANDSCAPE IMPROVEMENTS
	COUNTRYSIDE INDUSTRIES INC Total		9,708.80			
3028	ST CHARLES AUTO INC		123,098.08	09/01/2016	083016	SL TX IN AGR=JUN 2015-MAR 2
	ST CHARLES AUTO INC Total		123,098.08			
3102	RUSH TRUCK CENTERS OF ILLINOIS	87571	83.65	09/01/2016	3003454848	VEH 1728 RO 55947
		87571	654.68	09/01/2016	3003514392	RO 55994 VEH 441
		87571	53.46	09/01/2016	3003557821	V#1957 RO#56059
		87571	17.76	09/01/2016	3003558108	V#1728 RO#56055
		87571	62.82	09/01/2016	3003566058	V#1859 RO#56034
		87571	43.42	09/08/2016	3003633097	V#1794 RO#56100

<u>VENDOR</u>	<u>VENDOR NAME</u>	<u>PO NUMBER</u>	<u>AMOUNT</u>	<u>DATE</u>	<u>INVOICE</u>	<u>DESCRIPTION</u>
	RUSH TRUCK CENTERS OF ILLINOIS Total	88127 87571	270.95 10.17 <u>1,196.91</u>	09/08/2016 09/08/2016	3003633837 3003633904	INVENTORY ITEMS V#1794 RO#56100
3148	CORNERSTONE PARTNERS	87904 87660	3,380.00 662.79 <u>4,042.79</u>	09/01/2016 09/08/2016	CP05244 CP08561	BED MAINT - 4 OF 7 SVC 8-19 MOW/TRIM @ RIVER
3156	CORNERSTONE PARTNERS Total					
	TRANSUNION RISK & ALTERNATIVE	87533	49.75 <u>49.75</u>	09/08/2016	252639-0816	SVCS AUG 2016
	TRANSUNION RISK & ALTERNATIVE Total					
3182	OZINGA READY MIX CONCRETE INC	44 44 44 44 44 44 44	866.60 962.50 381.50 907.50 1,201.50 618.50 853.50 <u>5,791.60</u>	09/01/2016 09/01/2016 09/01/2016 09/08/2016 09/08/2016 09/08/2016 09/08/2016	768327 765201 766806 769107 770882 771586 772625	510 DUNHAM RD 3139 RENARD LANE CONCRETE 530 DUNHAM CONCRETE 7TH ST & WALNUT ST 1009 FIRE FOX CT
	OZINGA READY MIX CONCRETE INC Total					
3202	ENGINEERING RESOURCE ASSN INC	88770	200.00 <u>200.00</u>	09/01/2016	140905.FD.06	SVCS THRU 7-29-16
	ENGINEERING RESOURCE ASSN INC Total					
3229	CB&I INC	83153 83153	343,179.00 46,211.62 <u>389,390.62</u>	09/01/2016 09/01/2016	10 11	PROJECT BILLING THRU 6-25-1 PROJECT BILLING THRU 7-23-1
	CB&I INC Total					
3242	XYLEM WATER SOLUTIONS USA INC	88714	2,015.15 <u>2,015.15</u>	09/01/2016	3556915366	GOULDS PUMP
	XYLEM WATER SOLUTIONS USA INC Total					
3288	FGM ARCHITECTS INC	82785	3,613.00 <u>3,613.00</u>	09/01/2016	15-1994.01-8	SVCS 7-2 THRU 7-29-16
	FGM ARCHITECTS INC Total					
3289	VISION SERVICE PLAN OF IL NFP					


<u>VENDOR</u>	<u>VENDOR NAME</u>	<u>PO NUMBER</u>	<u>AMOUNT</u>	<u>DATE</u>	<u>INVOICE</u>	<u>DESCRIPTION</u>
	VISION SERVICE PLAN OF IL NFP Total		880.62			
3298	JENNIFER KUHN		828.59	09/08/2016	183	COORD SERVICES AUGUST
	JENNIFER KUHN Total		828.59			
3322	ILL FIRE APPARATUS MECHANICS	88992	250.00	09/01/2016	083016/STAN	REGISTRATION IGLEHART IFAI
	ILL FIRE APPARATUS MECHANICS Total		250.00			
3327	HUB INTERNATIONAL MIDWEST LTD	87693	3,500.00	09/08/2016	419965	SVCS SEPT 2016
	HUB INTERNATIONAL MIDWEST LTD Total		3,500.00			
3347	WAGEWORKS-ACH		3,164.31	08/30/2016	R20160239544	FLEX SPENDING CLAIMS
	WAGEWORKS-ACH Total		4,173.48	09/07/2016	R20160243598	FLEX SPENDING CLAIMS
	WAGEWORKS-ACH Total		7,337.79			
3357	A&L TOOLS INC	88752	83.20	09/08/2016	08181627546	V#5299 RO#56084
	A&L TOOLS INC Total		83.20			
3381	1ST RESPONDERS EQUIPMENT INC	88843	690.00	09/08/2016	150666WVC	VALOR
	1ST RESPONDERS EQUIPMENT INC Total		690.00			
3420	Jennifer Bresnahan		15.00	09/01/2016	081916	PER DIEM 8-19-16
	Jennifer Bresnahan Total		75.00	09/01/2016	091216	PER DIEM 9-12 THRU 9-16-16
	Jennifer Bresnahan Total		90.00			
3431	N-DIMENSION SOLUTIONS INC					

<u>VENDOR</u>	<u>VENDOR NAME</u>	<u>PO NUMBER</u>	<u>AMOUNT</u>	<u>DATE</u>	<u>INVOICE</u>	<u>DESCRIPTION</u>
	N-DIMENSION SOLUTIONS INC Total	88829	8,910.00	09/01/2016	2088	RENEWAL 10-1-16 TO 9-30-17
			<u>8,910.00</u>			
3517	MCHENRY ANALYTICAL WATER	87835	175.00	09/01/2016	591410	SAMPLING
	MCHENRY ANALYTICAL WATER Total		<u>175.00</u>			
3537	MICHAEL DALEEN	88453	625.85	09/01/2016	081616-1	EQUIPMENT AND LABOR
	MICHAEL DALEEN Total		<u>625.85</u>			
3539	PREVENTATIVE MAINTENANCE SYSTEM	87551	105.00	09/01/2016	201240	V#2002,2143,53,77,2197
		87551	42.50	09/01/2016	201252	TEST #1761 & 2161
		87551	21.00	09/01/2016	201260	TEST V#2191
		87551	21.50	09/08/2016	201317	TRUCK TESTING STREET
	PREVENTATIVE MAINTENANCE SYSTEM Total		<u>190.00</u>			
3550	BECKER CUSTOM TRAILERS LLC		33,853.00	09/06/2016	090616	DIVE TRAILER
	BECKER CUSTOM TRAILERS LLC Total		<u>33,853.00</u>			
3558	LABYRINTH HEALTHCARE GROUP INC	87678	828.75	09/08/2016	29392	MONTHLY ADMIN FEE SEP 2016
	LABYRINTH HEALTHCARE GROUP INC Total		<u>828.75</u>			
3597	GEOSTAR MECHANICAL INC	89032	1,255.00	09/08/2016	10994	SVC CENTURY STN - KITCHEN
		89035	437.50	09/08/2016	11663	SVC CENTURY STN - ENTRY
		89035	860.00	09/08/2016	11664	SVC PW - BOILER #1
		89035	455.00	09/08/2016	10948	SVC PW
		89039	200.00	09/08/2016	10957	SVC CENTURY STATION
		89033	190.00	09/08/2016	10958	SVC POLICE DEPT
		89035	190.00	09/08/2016	10959	SVC PW
		89035	1,031.62	09/08/2016	10991	SVC PW SEWER TREATMENT
		89035	604.50	09/08/2016	10992	SVC CENTURY STATION - SVR
	GEOSTAR MECHANICAL INC Total		<u>5,223.62</u>			
3619	HELM INCORPORATED	88777	650.00	09/01/2016	INV10037102	SOFTWARE LICENSE


<u>VENDOR</u>	<u>VENDOR NAME</u>	<u>PO NUMBER</u>	<u>AMOUNT</u>	<u>DATE</u>	<u>INVOICE</u>	<u>DESCRIPTION</u>
	HELM INCORPORATED Total		<u>650.00</u>			
3623	SARAH ELBERT	88341	300.00	09/01/2016	87	AUGUST DEN
	SARAH ELBERT Total		<u>300.00</u>			
3636	TEMPURE SCIENTIFIC	88619	840.00	09/01/2016	K319	STANDARD DATA LOGGER
	TEMPURE SCIENTIFIC Total		<u>840.00</u>			
3638	ALL SERVICE CONTRACTING CORP	88672	800.00	09/01/2016	161981ILBMF	ADDITIONAL CHRGR CF BAGS
		88672	82,489.00	09/01/2016	161981ILBMI	WELL #13 MEDIA REPLACEMENT
	ALL SERVICE CONTRACTING CORP Total		<u>83,289.00</u>			
3663	DAHME MECHANICAL	88997	31,270.50	09/08/2016	1	PROJECT BILLING WELL 13
	DAHME MECHANICAL Total		<u>31,270.50</u>			
3664	THE HOMESTEAD HOTEL		2,636.56	09/01/2016	936-1093791-3831	MAJEWSKI/PIERCE = 9-12-9-23
	THE HOMESTEAD HOTEL Total		<u>2,636.56</u>			
9990005	DELNOR HEALTH & FITNESS CENTER		2,400.00	09/01/2016	16-12-1	FITNESS MEMBERSHIPS
	DELNOR HEALTH & FITNESS CENTER Total		<u>2,400.00</u>			
9990006	WILLIAM CUMMINS		825.00	09/01/2016	120415	BSMNT DMG @ 1150 N 5TH AVE
	WILLIAM CUMMINS Total		<u>825.00</u>			
9990006	PAUL & KELLY LEGG		75.00	09/08/2016	090216	MAILBOX REPLACE = DAMAGE
	PAUL & KELLY LEGG Total		<u>75.00</u>			
9990006	L A FITNESS		300.00	09/01/2016	16-12-2	FITNESS MEMBERSHIP C TINSI
	L A FITNESS Total		<u>300.00</u>		16-12-3	FITNESS MEMBERSHIP D CHMI
9990006	VAUGHN ATHLETIC CENTER		600.00			

<u>VENDOR</u>	<u>VENDOR NAME</u>	<u>PO NUMBER</u>	<u>AMOUNT</u>	<u>DATE</u>	<u>INVOICE</u>	<u>DESCRIPTION</u>
	VAUGHN ATHLETIC CENTER Total		300.00	09/01/2016	16-12-4	FITNESS MEMBERSHIPS A WAI
9990006:	FUSE GYM		<u>300.00</u>			
	FUSE GYM Total		300.00	09/01/2016	16-12-5	FITNESS MEMBERSHIP C THOM
	Grand Total:		<u><u>3,454,747.84</u></u>			


The above-expenditures have been approved for payment:



 Chairman, Government Operations Committee



 Vice Chairman, Government Operations Committee



 Finance Director

_____ 10/3/16 _____
 Date

_____ 10.3.16 _____
 Date

_____ 10/4/2016 _____
 Date