

|   |   |                               |                               |          |
|---|---|-------------------------------|-------------------------------|----------|
|    | <b>HISTORIC PRESERVATION COMMISSION<br/>AGENDA ITEM EXECUTIVE SUMMARY</b> |                               |                               |          |
|   | <b>Agenda Item Title/Address:</b>   | COA: 113 S 6 <sup>th</sup> St |                               |          |
|   | <b>Proposal:</b>  | Windows                       |                               |          |
|   | <b>Petitioner:</b>  | James Jacobsen                |                               |          |
| <b>Please check appropriate box (x)</b>   |   |                               |                               |          |
|   | <b>PUBLIC HEARING</b>   |                               | <b>MEETING<br/>11/7/18</b>    | <b>X</b> |
| <b>AGENDA ITEM CATEGORY:</b>  |   |                               |                               |          |
| <input checked="" type="checkbox"/>   | Certificate of Appropriateness (COA)                                      |                               | Façade Improvement Plan       |          |
| <input type="checkbox"/>  | Preliminary Review  |                               | Landmark/District Designation |          |
| <input type="checkbox"/>  | Discussion Item   |                               | Commission Business           |          |
| <b>ATTACHMENTS:</b>   |   |                               |                               |          |
| Application   |   |                               |                               |          |
| Architectural Survey  |   |                               |                               |          |
| Window Information  |   |                               |                               |          |
| <b>EXECUTIVE SUMMARY:</b>   |   |                               |                               |          |
| <p>Proposed is the replacement of 13 double-hung windows. The applicant is looking to replace the windows because they are single pane, rotting and uninsulated. The proposed replacement windows are Climate Guard 2550 (2000 series) aluminum windows. The 1994 Survey notes that some of the original windows have already been replaced with aluminum ones.</p> <p>The Commission reviewed this application at the 10/17/18 meeting and requested to perform a site visit to see the condition of the windows. The site visit took place on 10/24/18.</p> |   |                               |                               |          |
| <b>RECOMMENDATION / SUGGESTED ACTION:</b>   |   |                               |                               |          |
| Provide feedback and recommendations on approval of the COA.  |   |                               |                               |          |

**APPLICATION FOR COA REVIEW**  
**HISTORIC PRESERVATION "CERTIFICATE OF APPROPRIATENESS"**



COMMUNITY & ECONOMIC DEVELOPMENT DEPARTMENT / CITY OF ST. CHARLES

(630) 377-4443

To be filled out by City Staff

Permit #: 18 -- 24009 Date Submitted: 10/10/18 COA # \_\_\_\_\_ Admin. Approval: \_\_\_\_\_

**APPLICATION INFORMATION**

Address of Property: 1135 6<sup>th</sup> Street

Use of Property:  Commercial, business name: \_\_\_\_\_  
 Residential  Other: \_\_\_\_\_

**Project Type:**

- |   |   |   |
|---|---|---|
| <input type="checkbox"/> Exterior Alteration/Repair | <input type="checkbox"/> New Construction   | <input type="checkbox"/> Demolition             |
| <input checked="" type="checkbox"/> Windows         | <input type="checkbox"/> Primary Structure  | <input type="checkbox"/> Primary Structure      |
| <input type="checkbox"/> Doors                      | <input type="checkbox"/> Additions          | <input type="checkbox"/> Garage/Outbuilding     |
| <input type="checkbox"/> Siding - Type: _____       | <input type="checkbox"/> Deck/Porch         | <input type="checkbox"/> Other: _____           |
| <input type="checkbox"/> Masonry Repair             | <input type="checkbox"/> Garage/Outbuilding | <input type="checkbox"/> Relocation of Building |
| <input type="checkbox"/> Other: _____               | <input type="checkbox"/> Other: _____       |   |
| <input type="checkbox"/> Awnings/Signs              |   |   |

Description:

Replace 13 double hung windows

**Applicant Information:**

Name (print): James Jacobsen  
Address: 3 N 164 Valewood Dr, West Chicago  
Phone: 630-802-4477  
Email: Jakesty@Adl.com

Applicant is (check all that apply):

- Property Owner
- Business Tenant
- Project contractor
- Architect/Designer

**Property Owner Information (if not the Applicant)**

Name (print): \_\_\_\_\_  
Address: \_\_\_\_\_  
Signature: \_\_\_\_\_

**APPLICANT/AUTHORIZED AGENT SIGNATURE**

I agree that all work shall be in accordance with the plans, specifications and conditions which accompany this application, and I have read and understand the Historic Preservation COA General Conditions.

Signature: [Handwritten Signature] Date: 10/10/18



ST. CHARLES HISTORIC PRESERVATION COMMISSION

**ARCHITECTURAL SURVEY**  
MILLINGTON HISTORIC DISTRICT  
ST. CHARLES, ILLINOIS  
Date of Survey: 2003

**Primary Structure**

ADDRESS 113 South 6<sup>th</sup> Street



**ARCHITECTURAL SIGNIFICANCE**

- Significant
- Contributing
- Non-Contributing
- Potential for Individual National Register Designation

**BUILDING CONDITION**

- Excellent
- Good
- Fair
- Poor

**ARCHITECTURAL INFORMATION**

Architectural Style/Type: Craftsman

Exterior Walls (Current): Aluminum siding

Architectural Features: \_\_\_\_\_

Exterior Walls (Original): Clapboard

Date of Construction: 1910

Foundation: Conc./Orig: Txt CMU/Porch

Source: Township Assessor's Office

Roof Type/Material: Hipped/Asphalt shingle

Overall Plan Configuration: 4 Square

Window Material/Type: Alum/DbI Hung

**ARCHITECTURAL FEATURES:** There are few, if any, trim details of note. There is leaded glass in the upper sashes of the second floor double hung windows. The soffits are boxed in aluminum.

**ALTERATIONS:** Aluminum soffits, siding, and windows were changes to the original materials. The front porch was added later. The foundation is textured concrete masonry, unlike the original concrete foundation. The windows of the porch room feature a 3:1 muntin pattern unlike the original windows.

# CLIMATEGUARD<sup>®</sup> ULTRAVIEW

## FEATURES & BENEFITS

Whether building or remodeling your home, the UltraView Vinyl Window is the builder's choice. It is versatile, energy-efficient, and maintenance-free, all at a great value. UltraView is as practical as it is beautiful. Its design creates a clean, simple look and provides a maximized viewing area.



### THERMAL EFFICIENCY

Effective thermal insulator  
Better protection  
against condensation



### STRUCTURAL DURABILITY

Better impact testing  
Better flexibility



### WEATHER RESISTANCE

Resistant to water & light  
Superior color retention



### DESIGN CUSTOMIZATION

Solid interior colors  
& painted exterior options



Fusion welded corners on main frame and sash



Offered with or without integral nail fin



Internal cavities placement optimized for thermal performance



Weatherstripping standard on head and sill for increased protection



Double and triple glazing options available



Constant force or spiral balance systems



Color-matched locks standard on all windows



Interlocking sash meeting rails



Tilt in or removable sashes



Three standard colors available with exterior painted options



Stepped sill



Double Weather Seal



Made from high grade vinyl extrusions

UltraView Double Hung Shown



(773) 278-3600

WWW.CLIMATEGUARDWINDOWS.COM

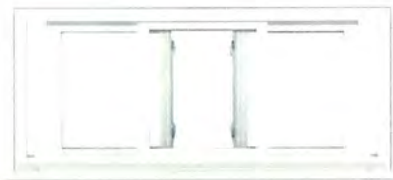




# CLIMATEGUARD<sup>®</sup> ULTRAVIEW



Double Hung  
Single Hung




2-Lite Slider  
3-Lite Slider



Casement



Picture



Bay & Bow Window



Awning



Special Shape

## COLOR & FINISH OPTIONS

The UltraView Vinyl Window features three maintenance-free, high performance stock frame colors. Multiple options available with painted exterior finishes and a white interior finish.

### STOCK VINYL EXTRUSIONS

White available in  
5-7 business days



White

Beige available in  
5-7 business days



Beige

Cocoa available in  
5-7 business days



Cocoa

### PAINTED FRAME OPTIONS *exterior*



Beige



Sandstone



Cocoa



Bronze



Green

### *interior*



Light Oak  
with White exterior





















(773) 278-3600

WWW.CLIMATEGUARDWINDOWS.COM






**ULTRAVIEW DOUBLE HUNG WINDOW**

| PERFORMANCE GLASS PACKAGES  |  <b>USHIELD PRO</b>                              |  <b>USHIELD PLUS</b>                           |  <b>USHIELD MAX</b>   |
|-----------------------------|---|---|--|
|                             | ESSENTIAL WEATHER PROTECTION  | SUPERIOR ENERGY EFFICIENCY  | MAXIMUM PROTECTION & EFFICIENCY  |
|                             | GOOD  | BETTER  | PREMIUM  |
| U-FACTOR                    | .30   | .26   | .23  |
| SOLAR HEAT GAIN COEFFICIENT | .29   | .28   | .25  |
| VISIBLE TRANSMITTANCE       | .55   | .51   | .43  |
| AIR LEAKAGE                 | .04   | .04   | .04  |
| THERMAL PERFORMANCE         |    |    |   |
| COST                        | \$  | \$\$  | \$\$\$   |
| CARDINAL GLASS              | <br>DOUBLE COATED LOE <sup>2</sup> -270, CLEAR | <br>DOUBLE COATED LOE <sup>2</sup> -270, EPS | <br>DOUBLE COATED LOE <sup>2</sup> -270, CLEAR, LOE <sup>2</sup> -270 |
| GLASS UNIT                  | <br>7/8" DOUBLE PANE                           | <br>7/8" DOUBLE PANE                         | <br>7/8" TRIPLE PANE  |
| GAS FILL                    | <br>ARGON                                      | <br>ARGON                                    | <br>ARGON   |
| SPACER SYSTEM               | <br>INTERCEPT WARM EDGE                        | <br>INTERCEPT WARM EDGE                      | <br>INTERCEPT WARM EDGE   |

NEAT GLASS, TEMPERED, FROSTED, LAMINATED GLASS & OTHER OPTIONS AVAILABLE

# CLIMATEGUARD<sup>®</sup> ULTRAVIEW

## ClimateGuard UltraView Vinyl Windows Features and Options

|   |   | Double Hung<br>(2000 Series) | 2 Lite Slider<br>(2000 Series) | 3 Lite Slider<br>(2000 Series) | Caseament<br>(4000 Series) | Awning<br>(4000 Series) | Picture | Bay  | Bow  |
|---|---|------------------------------|--------------------------------|--------------------------------|----------------------------|-------------------------|---------|------|------|
| Construction Features                     | Fusion welded corners on main frame and sash  | S                            | S                              | S                              | S                          | S                       | S       | S    | S    |
|   | Made from high-grade solid vinyl extrusions   | S                            | S                              | S                              | S                          | S                       | S       | S    | S    |
|   | Stepped jamb construction   | S                            | S                              | S                              | S                          | S                       | -       | S    | S    |
|   | 3 1/4" jamb depth   | S                            | S                              | S                              | S                          | S                       | S       | S    | S    |
|   | Tilt-in or removable sashes   | S                            | S                              | S                              | S                          | S                       | -       | S    | S    |
|   | Interlocking sash meeting rails   | S                            | S                              | S                              | S                          | S                       | -       | S    | S    |
|   | Constant force or spiral balance systems  | O                            | -                              | -                              | -                          | -                       | -       | -    | -    |
|   | Stepped Sill  | S                            | S                              | S                              | S                          | S                       | -       | S    | S    |
|   | Foam Filled   | O                            | O                              | O                              | -                          | -                       | -       | -    | -    |
|   | Multi-chambered thermal insulated system  | S                            | S                              | S                              | S                          | S                       | S       | S    | S    |
| Frame Colors                              | White   | S                            | S                              | S                              | S                          | S                       | S       | S    | S    |
|   | Beige   | O                            | O                              | O                              | O                          | O                       | O       | O    | O    |
|   | Cocoa   | O                            | O                              | O                              | O                          | O                       | O       | O    | O    |
|   | Painted exterior with white interior  | O                            | O                              | O                              | O                          | O                       | O       | O    | O    |
| Hardware                                  | Double sash locks <sup>1</sup>  | S                            | S                              | S                              | -                          | -                       | -       | -    | -    |
|   | Deluxe vent latch   | S                            | -                              | -                              | -                          | -                       | -       | -    | -    |
|   | Multiple locking system   | -                            | -                              | -                              | S                          | S                       | -       | S    | S    |
|   | Folding handle  | -                            | -                              | -                              | S                          | S                       | -       | S    | S    |
| Custom Size Options <sup>2</sup>          | Minimum width   | 16"                          | 33"                            | 64"                            | 14"                        | 16"                     | 14"     | 60"  | 72"  |
|   | Minimum height  | 35"                          | 19"                            | 19"                            | 20"                        | 14"                     | 14"     | 48"  | 48"  |
|   | Maximum width   | 45"                          | 84"                            | 100"                           | 34"                        | 60"                     | 70"     | 120" | 120" |
|   | Maximum height  | 74"                          | 60"                            | 60"                            | 70"                        | 36"                     | 70"     | 72"  | 72"  |
| Glass Options<br>7/8" insulated warm edge | Clear glass   | S                            | S                              | S                              | S                          | S                       | S       | S    | S    |
|   |  U-Shield Pro: Double Coated LoE <sup>2</sup> -270, Clear                        | O                            | O                              | O                              | O                          | O                       | O       | O    | O    |
|   |  U-Shield Plus: Double Coated LoE <sup>2</sup> -270, EPS                         | O                            | O                              | O                              | O                          | O                       | O       | O    | O    |
|   |  U-Shield Max: Double Coated LoE <sup>2</sup> -270, Clear, LoE <sup>2</sup> -270 | O                            | O                              | O                              | O                          | O                       | O       | O    | O    |
| Builders' Options                         | Tempered, Frosted, Tinted, Laminated  | O                            | O                              | O                              | O                          | O                       | O       | O    | O    |
|   | Nailing flange  | O                            | O                              | O                              | O                          | O                       | O       | O    | O    |
|   | Mullion kit   | O                            | O                              | O                              | O                          | O                       | O       | O    | O    |
|   | Screen  | Half fiberglass screen       | S                              | S                              | S                          | -                       | -       | -    | O    |
| Full fiberglass screen                    |   | O                            | O                              | O                              | S                          | S                       | -       | O    | O    |
| Grids <sup>3</sup>                        | Colonial grid   | O                            | O                              | O                              | O                          | O                       | O       | O    | O    |
|   | Prairie grid  | O                            | O                              | O                              | O                          | O                       | O       | O    | O    |
| Warranty                                  | Lifetime Limited Warranty   | S                            | S                              | S                              | S                          | S                       | S       | S    | S    |

(S) Standard (O) Optional (-) Not Available



<sup>1</sup> Standard on double hung 30" wide or wider; optional under 30" wide

<sup>2</sup> Sizes may vary; ask your salesperson for details

<sup>3</sup> Other options available; ask your salesperson for details

White

Beige

Cocoa

Bronze

Green

Cocoa

Sandstone

Beige

Light Oak



Stock Vinyl Extrusions

Painted Exterior Frame Colors with White Interior

Oak Interior with White Exterior















