Please practice social distancing while attending this meeting.
If social distancing is not possible, please wear a mask.

AGENDA
ST. CHARLES CITY COUNCIL MEETING
RAYMOND P. ROGINA, MAYOR
MONDAY, NOVEMBER 2, 2020 – 7:00 P.M.
CITY COUNCIL CHAMBERS
2 E. MAIN STREET

1. **Call to Order.**
2. **Roll Call.**
3. **Invocation.**
4. **Pledge of Allegiance.**
5. **Presentations -** None
6. **Omnibus Vote. Items with an asterisk (*)** are considered to be routine matters and will be enacted by one motion. There will be no separate discussion on these items unless a council member/citizen so requests, in which event the item will be removed from the consent agenda and considered in normal sequence on the agenda.

***7.** Motion to accept and place on file minutes of the regular City Council meeting held October 19, 2020**.**

***8.** Motion to approve and authorize issuance of vouchers from the Expenditure Approval List for the period of 10/5/2020 – 10/18/2020 in the amount of $5,692,699.96.

***9.** Motion to accept and place on file the Treasurer's Report for periods ending July 31, 2020, August 31, 2020, and September 30, 2020.

I. New Business

A. Recommendation to approve an **Ordinance** Confirming and Extending a Declared State of Emergency within the City of St. Charles Due to the COVID-19 Pandemic until the next regularly scheduled City Council Meeting (November 16, 2020).

B. Recommendation to Approve the Preliminary Estimate of 2020 Property Tax Levy in the amount of $23,905,487.

C. Recommendation to authorize the Finance Director to execute the risk insurance program renewal for the year beginning December 1, 2020 in the amount of $761,554.

D. Consideration of use of fire features on public property.

II. Committee Reports

A. Government Operations

*1. Motion to approve a Proposal for a D10 Liquor License Application for Urban Air, Located at 2732 E. Main St., St. Charles.

2. Motion to approve a Proposal for an A1 Liquor License Application for MP's Liquor, Wine & Beer, Located at 201 W. Main St., St. Charles.

*3. Motion to approve and place on file the minutes of the October 19, 2020 Government Operations Committee meeting.

B. Government Services

*1. Motion to approve and place on file the minutes of the October 26, 2020 Government Services Committee meeting.

*2. Motion to approve and place on file the minutes of the October 26, 2020 Public Hearing meeting.

*3. Motion to approve a **Resolution** authorizing the Mayor and City Clerk of the City of St. Charles to approve an Illinois Department of Transportation Resolution Regarding Non-Routine Maintenance Work Within the State Right-of-Way for 2021 and 2022.

*4. Motion to approve a **Resolution** authorizing the Mayor and City Clerk of the City of St. Charles to approve a Real Estate Agreement for 108 S. 8th Avenue with Anthony C. Abate and Kelly A. Abate, with the Public Works Director authorized to execute all appropriate documents.

*5. Motion to approve a **Resolution** Authorizing the Mayor and City Clerk of the City of St. Charles to authorize Notice of Intent to H. Linden & Sons for the Country Club Lift Station Construction Project.

*6. Motion to approve a **Resolution** Approving the Purchase of Untreated Rock Salt from Compass Minerals through the State of Illinois Joint Purchasing Program in the amount of $81.25 per ton.

C. Planning and Development

*1. Motion to accept and place on file the minutes of the October 12, 2020 Planning & Development Committee meeting.

9. Additional Items from Mayor, Council, Staff, or Citizens

A. Executive Session

- Personnel –5 ILCS 120/2(c)(1)
- Pending Litigation – 5 ILCS 120/2(c)(11)
- Probable or Imminent Litigation – 5 ILCS 120/2(c)(11)
- Property Acquisition – 5 ILCS 120/2(c)(5)
- Collective Bargaining – 5 ILCS 120/2(c)(2)
- Review of Executive Session Minutes – 5 ILCS 120/2(c)(21)

10. Adjournment

ADA Compliance

Any individual with a disability requesting a reasonable accommodation in order to participate in a public meeting should contact the ADA Coordinator, Jennifer McMahon, at least 48 hours in advance of the scheduled meeting. The ADA Coordinator can be reached in person at 2 East Main Street, St. Charles, IL, via telephone at (630) 377 4446 or 800 526 0844 (TDD), or via e-mail at jmcmahon@stcharlesil.gov. Every effort will be made to allow for meeting participation. Notices of this meeting were posted consistent with the requirements of 5 ILCS 120/1 et seq. (Open Meetings Act).

MINUTES FOR THE
ST. CHARLES CITY COUNCIL MEETING
RAYMOND P. ROGINA, MAYOR
MONDAY, OCTOBER 19, 2020 – 7:00 P.M.
CITY COUNCIL CHAMBERS
2 E. MAIN STREET

1. **Call to Order** by Mayor Rogina at 7:00 pm

2. **Roll Call**
   Present – Stellato, Silkaitis, Payleitner, Lemke, Bancroft, Gruber, Vitek, Pietryla, Bessner, Lewis
   Absent – None

3. **Invocation** by Ald. Payleitner

4. **Pledge of Allegiance** by Ald. Bessner

5. **Presentations**
   - None

6. **Omnibus Vote. Items with an asterisk (*)** are considered to be routine matters and will be enacted by one motion. There will be no separate discussion on these items unless a council member/citizen so requests, in which event the item will be removed from the consent agenda and considered in normal sequence on the agenda.

***7.** Motion by Ald. Stellato and seconded by Ald. Silkaitis to accept and place on file minutes of the City Council Retreat held on September 26, 2020.

In Favor – Stellato, Silkaitis, Payleitner, Lemke, Bancroft, Gruber, Vitek, Pietryla, Bessner, Lewis
Opposed – None
Abstain – None
Absent –None

***8** Motion by Ald. Stellato and seconded by Ald. Silkaitis to accept and place on file of the regular City Council meeting held October 5, 2020.

In Favor – Stellato, Silkaitis, Payleitner, Lemke, Bancroft, Gruber, Vitek, Pietryla, Bessner, Lewis
Opposed – None
Abstain – None
Absent –None

***9.** Motion by Ald. Stellato and seconded by Ald. Silkaitis to approve and authorize issuance of vouchers from the Expenditure Approval List for the period of 9/21/2020-10/4/2020 in the amount of $2,315,014.09.

In Favor – Stellato, Silkaitis, Payleitner, Lemke, Bancroft, Gruber, Vitek, Pietryla, Bessner, Lewis
Opposed – None
Abstain – None
Absent –None

I. New Business

A. Motion by Ald. Bancroft and seconded by Ald. Stellato to approve an **Ordinance 2020-M-46** Confirming and Extending a Declared State of Emergency within the City of St. Charles Due to the COVID-19 Pandemic until the next regularly scheduled City Council Meeting (November 2, 2020).

In Favor – Stellato, Silkaitis, Payleitner, Lemke, Bancroft, Gruber, Vitek, Pietryla, Bessner, Lewis
Opposed – None
Abstain – None
Absent –None

B. COVID-19 Update
Earlier today, Administrative Intern, Benjamin Nielsen, joined Mayor Rogina and City Administrator Koenen in a Zoom conference call with the Kane County Health Department, including Executive Director Barb Jeffers and other Fox Valley Mayors. Benjamin now informs the Council on the current status of COVID-19 to facilitate decisions on local policy. The statistics show incremental increases in the positivity rate last week, and massive spikes over the weekend throughout the entire state. Kane County's rolling 7-day positivity rate is now at 10.7% (3-day lag period in reporting). The Region 8 (DuPage and Kane Counties) hit the 8% level. If this level continues for 2+ days, the region will be subject to enhanced mitigations imposed by the State of Illinois. These mitigations have included closing indoor dining and bar service for other Regions. Benjamin shared examples of Regions having Tier 1 and Tier 2 level mitigations imposed. Hospital available capacity has decreased, and is now at 30% for surgical and medical bed availability, which is above the 20% threshold for increased mitigations. St. Charles and Tri-City positivity rates have remained relatively stable, and are at 4.7% for area code 60174 and 4.3% for 60175, which is a decrease since Labor Day at 6%. The Kane County Health Dept shared that residential concerns/complaints have focused on large weddings and youth sporting events. Residents ages 20-50 constitute the majority of positive cases. There has been an increase for ages 10-19, which is likely due to sporting events. Barb Jeffers is very concerned for the County and Region moving forward and she predicts that enhanced mitigations will be imposed if the numbers continue their current trend.

The Region will get mitigations as a group, regardless of individual City numbers. The uptick is coming mainly from Aurora and also Elgin. Sources indicate that indoor activities for long periods of time are contributing to the increase in positive cases. Benjamin shared that southern U.S. states experienced similar increases during the heat of the summer when people were driven indoors to air conditioning. Being indoors also makes social distancing more difficult. We are expecting the cooler weather will result in the same effect here.

St. Charles has the third highest number of positive cases within Kane County. Our numbers, as a percentage of all tests, are similar to Geneva and Batavia.

Tier 1 mitigations include reduced indoor dining and suspended indoor bar service. Tier 2 suspends indoor dining and bar service. Tier 3 suspends all on-site service and allows take-out only. The state will choose the tier they believe will curtail the positive test result trend. It is expected that the State could announce the mitigations as soon as tomorrow (October 20.) The duration of mitigation usually lasts several weeks.

C. Mayor Rogina reviewed the provisions of the proposed Ordinance. The Council was reminded that the City has little ability to enforce the new Late Night Permit rules, and it will largely be on the honor system. Ald. Payleitner sees people more concerned with rights than obligations, who are not being good citizens. Adding more rules may not accomplish the desired effect. An example was given that people have been observed consuming alcohol on the Plaza, against the rule. Maybe people will decide whether they feel safe and that will determine whether the bars have a market for later hours. Others commented as well. What is the point of adding the Ordinance if we can't enforce it? Suggest to let the bars be open normally, adding rules and wristbands is too much government. Police will patrol the area, as they always have, and if they see a rule being broken, the business will be cited. They cannot cover every situation and the Ordinance allows the City to spot check adherence. The Council had hoped that surrounding communities would follow St Charles lead by closing down late night bar hours. Since they did not do that, our local businesses are at a competitive disadvantage. The decision to stop the late night permits is the only example where St Charles has made a decision more strict than the State, and some see no reason to continue that. If people do not gather at bars, are they going elsewhere and not social distancing and wearing masks? Late night hours were originally thought to be a source of positive cases, but new data does not show a definitive correlation. Suggest to allow the bars to revert back to the original practice for late night permits and remove the additional rules from the Ordinance.

Motion by Ald. Pietryla and seconded by Ald. Bessner to approve an Ordinance Title 5 "COVID-19 Late-Night Liquor Permits". This motion was subsequently withdrawn by Ald. Pietryla.

Motion by Ald. Stellato and seconded by Ald. Pietryla to approve an **Ordinance 2020-M-47** Title 5 "COVID-19 Late-Night Liquor Permits", as amended. Reinstate the late night permits for all permit holders as of August 2020, for 1am and 2am licenses, at a prorated amount, from October 24, 2020 to April 30, 2021.

A tremendous amount of trust would be placed back on the bar owners, and they were asked to follow through on following the proper protocols. Businesses were asked to remit payment as soon as possible to facilitate the permit issuance by October 23. It was noted that State imposed mitigations may supersede the ability for the bars to remain open.

In Favor – Stellato, Silkaitis, Payleitner, Lemke, Bancroft, Gruber, Vitek, Pietryla, Bessner, Lewis
Opposed – None
Abstain – None

Absent –None

Mayor Rogina is concerned about positive cases and possible mitigation, which the City will enforce. The Governor's orders, or the Illinois Supreme Court directive, will be followed. All of the elected officials have taken an oath to abide by the laws of the State of Illinois.

D. Colleen Lavery reviewed the Coronavirus Aid and Relief Economic Security Act approved funding to local government for response and mitigation for COVID-19. Kane County received $92.9 million, of which it was determined some of that would go to smaller units of local government. The City of St. Charles is eligible to receive $1,901,171. The application and support have been submitted, and preliminarily approved for the maximum amount. An intergovernmental agreement is needed to formalize the terms of the reimbursement. Colleen reviewed some of the terms and conditions of the agreement. The documentation will be audited by the City, as is always the case for grants of more than $750,000.

Motion by Ald. Lemke and seconded by Ald. Payleitner to approve a **Resolution 2020-96** Authorizing the Mayor to Execute an Intergovernmental Agreement Authorizing Participation in Kane County Coronavirus Relief Fund (CRF) Reimbursement Program

Mayor Rogina thanks his fellow Mayors in the Fox Valley who fought hard to seek a fair share. He also thanks Kane County Board members, including John Hoscheit, for diligence in moving this forward, as well as others who advocated for the distribution. Colleen shared some examples of expenses that may be reimbursed, i.e. Fire and Police sworn officer salary and personal protection equipment.

In Favor – Stellato, Silkaitis, Payleitner, Lemke, Bancroft, Gruber, Vitek, Pietryla, Bessner, Lewis
Opposed – None
Abstain – None
Absent –None

E. Rita Tungare explained that the involved public property includes sidewalks, public right of way, and parking lots. The outdoor dining guidelines have been amended going into the winter, and there remains no charge for the permits. It was observed last weekend that one of the restaurants had an open fire pit, and there is concern about that on public property and fire safety issues. Rita has already spoken with Chief Swanson about the fire pits, his team investigated over the weekend. Any fire should be commercial grade and positioned at least 15-feet away from any building. Businesses are required to have insurance but the current policy does not contemplate fire pits. These can be permitted on a specific basis. Insurance requirements need to be determined for these. Alter Brewing is asking for individual igloos to be placed on the Plaza property. There is concern about tents causing damage to public property, and businesses must return the property to the original state. It was requested to add signing about alcohol consumption not allowed on public property. Snow shoveling on the Plaza should be the responsibility of the business who erected a tent, instead of the City, as usual.

Motion by Ald. Vitek and seconded by Ald. Bessner to approve an **Ordinance 2020-M-48** As Amended, Amending the Temporary Outdoor Dining Permit Program for Public Property through Phase 4, as amended.

In Favor – Stellato, Silkaitis, Payleitner, Lemke, Bancroft, Gruber, Vitek, Pietryla, Bessner, Lewis
Opposed – None
Abstain – None
Absent –None

F. Discussion and feedback regarding the continued use of the First Street Plaza for Outdoor Dining in winter 2020. Rita Tungare reviewed the First Street Plaza map which indicates the area for tents and ADA accessible public walkways. Three tents are specifically designated for Gia Mia and McNally's.

G. Rita Tungare recommends that First Street remain closed through November 30, 2020. Mayor Rogina reminds the Council that there is a proposal to permanently close First Street for a Plaza extension. This Resolution is to allow the street to open during the winter. He read into the record a letter submitted by Dino Sisto at Za Za's regarding the closure of First Street, which includes reasons to close as well as to open the street.

Motion by Ald. Stellato and seconded by Ald. Payleitner to approve a **Resolution 2020-97** Extending the Closure of First Street through November 30, 2020.

In Favor – Stellato, Silkaitis, Payleitner, Lemke, Bancroft, Gruber, Vitek, Pietryla, Bessner, Lewis
Opposed – None
Abstain – None
Absent –None

H. Motion by Ald. Lemke and seconded by Ald. Bancroft to approve a **Resolution 2020-98** Extending the Closure of Walnut Avenue Through Phase 4.

In Favor – Stellato, Silkaitis, Payleitner, Lemke, Bancroft, Gruber, Vitek, Pietryla, Bessner, Lewis
Opposed – None
Abstain – None
Absent –None

II. Committee Reports

A. Government Operations

*1. Motion by Ald. Stellato and seconded by Ald. Silkaitis to approve an agreement with Advomatic for Website Support Services.

In Favor – Stellato, Silkaitis, Payleitner, Lemke, Bancroft, Gruber, Vitek, Pietryla, Bessner, Lewis
Opposed – None
Abstain – None

Absent –None

*2. Motion by Ald. Stellato and seconded by Ald. Silkaitis to approve a Real Estate Purchase Agreement for 805 Walnut Avenue.

In Favor – Stellato, Silkaitis, Payleitner, Lemke, Bancroft, Gruber, Vitek, Pietryla, Bessner, Lewis
Opposed – None
Abstain – None
Absent –None

*3. Motion by Ald. Stellato and seconded by Ald. Silkaitis to accept the auditors reports for the fiscal year ending April 30, 2020, including the Comprehensive Annual Financial Report, Independent Auditor's Report Pursuant to Uniform Guidance, Management Letter, Pension Fund Reports, TIF Compliance Reports, and Sales Tax Revenue Bond Compliance Report.

In Favor – Stellato, Silkaitis, Payleitner, Lemke, Bancroft, Gruber, Vitek, Pietryla, Bessner, Lewis
Opposed – None
Abstain – None
Absent –None

*4. Motion by Ald. Stellato and seconded by Ald. Silkaitis to approve and place on file the minutes of the October 5, 2020 Government Operations Committee meeting.

In Favor – Stellato, Silkaitis, Payleitner, Lemke, Bancroft, Gruber, Vitek, Pietryla, Bessner, Lewis
Opposed – None
Abstain – None
Absent –None

B. Government Services

*1. Motion by Ald. Stellato and seconded by Ald. Silkaitis to approve and place on file the minutes of the September 28, 2020 Government Services Committee meeting.

In Favor – Stellato, Silkaitis, Payleitner, Lemke, Bancroft, Gruber, Vitek, Pietryla, Bessner, Lewis
Opposed – None
Abstain – None
Absent –None

C. Planning and Development

*1. Motion by Ald. Stellato and seconded by Ald. Silkaitis to accept and place on file Historic Preservation Commission Resolution No. 9-2020 A Resolution Recommending Approval for Landmark Designation (210 Cedar Ave. – Walker-Morse).

In Favor – Stellato, Silkaitis, Payleitner, Lemke, Bancroft, Gruber, Vitek, Pietryla, Bessner, Lewis
Opposed – None
Abstain – None

Absent –None

*2. Motion by Ald. Stellato and seconded by Ald. Silkaitis to approve An **Ordinance-Z-26** Designating Certain Property as a Historic Landmark (210 Cedar Ave.- Walker-Morse).

In Favor – Stellato, Silkaitis, Payleitner, Lemke, Bancroft, Gruber, Vitek, Pietryla, Bessner, Lewis
Opposed – None
Abstain – None
Absent –None

*3. Motion by Ald. Stellato and seconded by Ald. Silkaitis to accept and place on file Historic Preservation Commission Resolution No. 7-2020 A
Resolution Recommending Approval for Landmark Designation (316 Cedar St. – O'Connor House).

In Favor – Stellato, Silkaitis, Payleitner, Lemke, Bancroft, Gruber, Vitek, Pietryla, Bessner, Lewis
Opposed – None
Abstain – None
Absent –None

*4. Motion by Ald. Stellato and seconded by Ald. Silkaitis to approve An **Ordinance 2020-Z-27** Designating Certain Property as a Historic Landmark (316 Cedar St. – O'Connor House).

In Favor – Stellato, Silkaitis, Payleitner, Lemke, Bancroft, Gruber, Vitek, Pietryla, Bessner, Lewis
Opposed – None
Abstain – None
Absent –None

*5. Motion by Ald. Stellato and seconded by Ald. Silkaitis to accept and place on file Historic Commission Resolution No. 8-2020 A Resolution Recommending approval of a Façade Improvement Grant Application (13 S. 2nd St.)

In Favor – Stellato, Silkaitis, Payleitner, Lemke, Bancroft, Gruber, Vitek, Pietryla, Bessner, Lewis
Opposed – None
Abstain – None
Absent –None

*6. Motion by Ald. Stellato and seconded by Ald. Silkaitis to approve a **Resolution 2020-99** Authorizing the Mayor and City Council to Execute a Façade Improvement Agreement between the City of St. Charles and Cynthia Hahn/HM Hairbar (13 S. 2nd St.)

In Favor – Stellato, Silkaitis, Payleitner, Lemke, Bancroft, Gruber, Vitek, Pietryla, Bessner, Lewis
Opposed – None
Abstain – None
Absent –None

*7. Motion by Ald. Stellato and seconded by Ald. Silkaitis to approve a **Resolution 2020-100** Authorizing the Mayor and City Council to Execute the St. Charles Initiative Concept Design and Schematic Design Project Phase Agreement with Serena Sturm in the amount of $166,729.

In Favor – Stellato, Silkaitis, Payleitner, Lemke, Bancroft, Gruber, Vitek, Pietryla, Bessner, Lewis
Opposed – None
Abstain – None
Absent –None

*8. Motion by Ald. Stellato and seconded by Ald. Silkaitis to Approve A **Resolution 2020-101** Establishing the 2021 Inclusionary Housing Fee In-lieu Amount

In Favor – Stellato, Silkaitis, Payleitner, Lemke, Bancroft, Gruber, Vitek, Pietryla, Bessner, Lewis
Opposed – None
Abstain – None
Absent –None

10. Additional Items from Mayor, Council, Staff, or Citizens

11. Adjournment motion by Ald. Stellato and seconded by Ald. Pietryla at 8:19pm
In Favor – Stellato, Silkaitis, Payleitner, Lemke, Bancroft, Gruber, Vitek, Pietryla, Bessner, Lewis
Opposed – None
Abstain – None
Absent –None

_____
Tracey Conti, Deputy Clerk

CERTIFIED TO BE A TRUE COPY OF ORIGINAL

_____
Tracey Conti, Deputy Clerk

CITY OF ST CHARLES
COMPANY 1000
EXPENDITURE APPROVAL LIST **10/5/2020 - 10/18/2020**

VENDOR	VENDOR NAME	PO NUMBER	AMOUNT	DATE	INVOICE	DESCRIPTION
112	**ATHLETICO LTD**					
			1,376.00	10/15/2020	14845	INVOICE # 14845
	ATHLETICO LTD Total		**1,376.00**			
114	**DG HARDWARE**					
		108130	17.99	10/08/2020	78718/F	HARWARE SUPPLIES
		108130	17.98	10/08/2020	78720/F	SILICONE W&D/UTILITY HOOK
	DG HARDWARE Total		**35.97**			
139	**AFLAC**					
			19.80	10/09/2020	ACAN201009160321FI	AFLAC Cancer Insurance
			38.58	10/09/2020	ACAN201009160321PI	AFLAC Cancer Insurance
			137.66	10/09/2020	ACAN201009160321P\	AFLAC Cancer Insurance
			25.20	10/09/2020	ADIS201009160321FD	AFLAC Disability and STD
			22.85	10/09/2020	ADIS201009160321FN	AFLAC Disability and STD
			94.96	10/09/2020	ADIS201009160321PD	AFLAC Disability and STD
			17.04	10/09/2020	ASPE201009160321P\	AFLAC Specified Event (PRP)
			22.06	10/09/2020	AVOL201009160321PI	AFLAC Voluntary Indemnity
			39.88	10/09/2020	AVOL201009160321P\	AFLAC Voluntary Indemnity
			78.94	10/09/2020	ADIS201009160321PW	AFLAC Disability and STD
			8.10	10/09/2020	AHIC201009160321FD	AFLAC Hospital Intensive Care
			33.84	10/09/2020	AHIC201009160321PW	AFLAC Hospital Intensive Care
			57.23	10/09/2020	APAC201009160321FI	AFLAC Personal Accident
			36.54	10/09/2020	APAC201009160321PI	AFLAC Personal Accident
			45.30	10/09/2020	APAC201009160321P\	AFLAC Personal Accident
	AFLAC Total		**677.98**			
145	**AIR ONE EQUIPMENT INC**					
		108166	140.00	10/08/2020	160443	BREATHING AIR QUALITY TEST
		109584	321.35	10/15/2020	160889	CARTRIDGES
	AIR ONE EQUIPMENT INC Total		**461.35**			
160	**ALFA LAVAL INC**					
		109666	6,672.80	10/15/2020	280756530	40% PAYMENT TOWARDS UPG

VENDOR	VENDOR NAME	PO_NUMBER	AMOUNT	DATE	INVOICE	DESCRIPTION
	ALFA LAVAL INC Total		**6,672.80**			
186	**AMALGAMATED BANK OF CHICAGO**					
			475.00	10/08/2020	1854661009H	ADMIN FEE REGISTRAR
			475.00	10/08/2020	1854662008H	ADMIN FEE REGISTRAR
			475.00	10/08/2020	1854894008G	ADMIN FEE REGISTRAR
			475.00	10/08/2020	1854895007G	ADMIN FEE REGISTRAR
	AMALGAMATED BANK OF CHICAGO Total		**1,900.00**			
233	**AMERICAN PLANNING ASSOCIATION**					
			99.00	10/08/2020	332241-2075	MEMBERSHIP RACHEL HITZEM
			119.00	10/08/2020	343545-2075	MEMBERSHIP CIARA MILLER
	AMERICAN PLANNING ASSOCIATION Total		**218.00**			
282	**ASSOCIATED TECHNICAL SERV LTD**					
		108665	763.00	10/08/2020	32979	EMERGENCY LEAK SERVICES
	ASSOCIATED TECHNICAL SERV LTD Total		**763.00**			
300	**AMERICAN WATER WORKS ASSOC**					
			850.00	10/15/2020	7001844259	RENEWAL WATER DEPT
	AMERICAN WATER WORKS ASSOC Total		**850.00**			
304	**BACKGROUNDS ONLINE**					
			237.95	10/08/2020	525317	BACKGROUND CHECKS HR
	BACKGROUNDS ONLINE Total		**237.95**			
305	**BADGER METER INC**					
		109582	116.40	10/08/2020	1390978	SST GROUNDING RING KIT
	BADGER METER INC Total		**116.40**			
325	**BAXTER AND WOODMAN INC**					
		108604	320.00	10/08/2020	0216166	REVIEW 2018 PT ANNUAL REP(
		109885	1,162.50	10/15/2020	0214918	SEWER USE ORDINANCE
		109885	2,630.00	10/15/2020	0216171	IU PERMITS AOC ASSISTANCE
	BAXTER AND WOODMAN INC Total		**4,112.50**			
330	**HEADCO INDUSTRIES INC**					
		109218	319.40	10/08/2020	5604712	MISC PARTS
	HEADCO INDUSTRIES INC Total		**319.40**			
364	**STATE STREET COLLISION**					

VENDOR	VENDOR NAME	PO_NUMBER	AMOUNT	DATE	INVOICE	DESCRIPTION
		109190	71.00	10/15/2020	10698	REPAIR
	STATE STREET COLLISION Total		**71.00**			
382	**BOUND TREE MEDICAL LLC**					
			-701.50	10/15/2020	70298006	CREDITS INVOICE 83759844A
		109628	595.80	10/15/2020	83785160	GLOVES
		109628	294.00	10/15/2020	83785161	GLOVES
	BOUND TREE MEDICAL LLC Total		**188.30**			
416	**BUSINESS SOFTWARE INC**					
		109838	6,034.27	10/15/2020	LUC-23140	RENEWAL 10/20/20-10/19/21
	BUSINESS SOFTWARE INC Total		**6,034.27**			
456	**SARA CASS**					
			335.69	10/15/2020	100820	PETTY CASH REIMBURSMENT
	SARA CASS Total		**335.69**			
473	**AT&T MOBILITY**					
			33.23	10/08/2020	287258511326X10012(	ACCT: 287258511326
	AT&T MOBILITY Total		**33.23**			
479	**CENTER FOR PUBLIC SAFETY**					
		109294	1,270.00	10/08/2020	05-14910	ANNUAL ACCREDIATATION FEI
		109294	-1,270.00	10/08/2020	05-14910	ANNUAL ACCREDIATATION FEI
	CENTER FOR PUBLIC SAFETY Total		**0.00**			
531	**THE TRANZONIC COMPANIES**					
		109629	1,525.03	10/15/2020	IN02616325	CUT MILL BLEACHED KNITS 14
	THE TRANZONIC COMPANIES Total		**1,525.03**			
563	**CDW GOVERNMENT INC**					
		109568	37.55	10/08/2020	1526237	MICRO AC ADAPTER
		109619	49.87	10/08/2020	1730925	BE425M BACK UPS 6OUT
		109664	37.90	10/15/2020	1817641	IOGEAR MET USB
		109662	2,362.04	10/15/2020	1825239	COMPUTER PARTS
	CDW GOVERNMENT INC Total		**2,487.36**			
564	**COMCAST OF CHICAGO INC**					
			163.35	10/08/2020	091520SUB	ACCT: 8771-20-044-0537419
			150.35	10/08/2020	092120OFC	ACCT: 8771-20-044-0383848
			13.93	10/08/2020	092520CH	ACCT: 8771-20-044-0007025

VENDOR	VENDOR NAME	PO_NUMBER	AMOUNT	DATE	INVOICE	DESCRIPTION
			65.36	10/08/2020	092720PW	ACCT: 8771-20-044-0021190
	COMCAST OF CHICAGO INC Total		**392.99**			
646	**PADDOCK PUBLICATIONS INC**					
			89.70	10/15/2020	157552	PUBLIC HEARING 9/22/20
	PADDOCK PUBLICATIONS INC Total		**89.70**			
653	**W S DARLEY & CO**					
			35,828.41	10/07/2020	17407894	2% FIRE BRD PURCHASE
	W S DARLEY & CO Total		**35,828.41**			
683	**DE MAR TREE & LANDSCAPE SVC**					
		108317	35,346.50	10/08/2020	7894	ELECTRIC LINE CLEARING
	DE MAR TREE & LANDSCAPE SVC Total		**35,346.50**			
768	**EJ USA INC**					
		109652	2,320.68	10/15/2020	110200077655	INVENTORY ITEMS
	EJ USA INC Total		**2,320.68**			
789	**ANIXTER INC**					
		109054	494.08	10/08/2020	4663462-05	INVENTORY ITEMS
		109525	1,175.00	10/08/2020	4711177-00	HELIAX CABLE BLK JACKE
		109575	625.93	10/08/2020	4714941-00	INVENTORY ITEMS
		109575	325.50	10/08/2020	4714941-02	INVENTORY ITEMS
		108976	123.00	10/15/2020	4708348-01	CONNECTOR
		109575	217.00	10/15/2020	4714941-01	COVER TAP FOR CONNECTOR
	ANIXTER INC Total		**2,960.51**			
815	**ENGINEERING ENTERPRISES INC**					
		107745	1,037.94	10/15/2020	69912	PROJECT BILLING SANITARY
		106992	5,073.75	10/15/2020	69913	PROJECT ROOSEVELT RD
		108792	1,667.00	10/15/2020	69914	basin sc05-t2&c1 phase
		109667	13,108.00	10/15/2020	69915	BASIN SC05-R3 & T1 PHASE 2 S
		108796	8,650.75	10/15/2020	69916	LSLR PROJECT PLAN
	ENGINEERING ENTERPRISES INC Total		**29,537.44**			
826	**BORDER STATES INDUSTRIES INC**					
		109546	417.82	10/08/2020	920688301	INVENTORY ITEMS
		108837	312.00	10/15/2020	920515181	INVENTORY ITEM
		109658	491.92	10/15/2020	920750750	INVENTORY ITEMS
		109683	77.54	10/15/2020	920768516	INVENTORY ITEMS

VENDOR	VENDOR NAME	PO_NUMBER	AMOUNT	DATE	INVOICE	DESCRIPTION
	BORDER STATES INDUSTRIES INC Total		**1,299.28**			
859	**FEECE OIL CO**					
		109639	375.65	10/15/2020	1918821	MEGAFLOW 68
	FEECE OIL CO Total		**375.65**			
870	**FIRE PENSION FUND**					
			4,686.08	10/09/2020	FRP2201009160321FD	Fire Pension Tier 2
			13,706.09	10/09/2020	FRPN201009160321FD	Fire Pension
			467.02	10/09/2020	FP1%201009160321FD	Fire Pension 1% Fee
	FIRE PENSION FUND Total		**18,859.19**			
876	**FIRST ENVIRONMENTAL LAB INC**					
		108992	74.10	10/08/2020	155815	NOTRATE PRE TREATMENT
	FIRST ENVIRONMENTAL LAB INC Total		**74.10**			
884	**FISHER SCIENTIFIC**					
		109229	44.81	10/08/2020	6280353	INVENTORY ITEMS
		109229	359.37	10/08/2020	6381775	INVENTORY ITEMS
	FISHER SCIENTIFIC Total		**404.18**			
905	**FORCE AMERICA DISTRIBUTING LLC**					
		108618	325.00	10/15/2020	200-1027491	MONTHLY INVOICE
	FORCE AMERICA DISTRIBUTING LLC Total		**325.00**			
916	**FOX VALLEY FIRE & SAFETY INC**					
		109813	2,390.00	10/08/2020	IN00381817	REPAIR POLICE STATION
		108611	83.50	10/08/2020	IN00382096	HYDRO TEST
		108611	-83.50	10/08/2020	IN00382096	HYDRO TEST
		109840	83.50	10/15/2020	IN00382096A	REPAIR FS #1
	FOX VALLEY FIRE & SAFETY INC Total		**2,473.50**			
989	**GORDON FLESCH CO INC**					
			539.98	10/08/2020	IN13050407	BILLING 7/30/20 - 8/30/20
			92.23	10/08/2020	IN13062055	MONTHLY BILLING
			242.89	10/08/2020	IN13063879	MONTHLY BILLING
	GORDON FLESCH CO INC Total		**875.10**			
1026	**HACH COMPANY**					
		109312	430.00	10/08/2020	12131906	RECYCLING 5GALLON
		109362	293.22	10/08/2020	12131908	AMMONIA

VENDOR	VENDOR NAME	PO_NUMBER	AMOUNT	DATE	INVOICE	DESCRIPTION
	HACH COMPANY Total		**723.22**			
1031	**HAMPTON LENZINI & RENWICK INC**					
		108380	2,800.00	10/08/2020	000020201717	NATIVE MAINTENANCE 2020
		108258	11,033.75	10/15/2020	000020201788	7TH AVE RESURFACING
		108258	-11,033.75	10/15/2020	000020201788	7TH AVE RESURFACING
	HAMPTON LENZINI & RENWICK INC Total		**2,800.00**			
1036	**HARRIS BANK NA**					
			1,560.00	10/09/2020	UNF 201009160321FD	Union Dues - IAFF
	HARRIS BANK NA Total		**1,560.00**			
1038	**BMO HARRIS BANK NA**					
			1,250.00	10/15/2020	4078654	QUARTERLY FEES
	BMO HARRIS BANK NA Total		**1,250.00**			
1055	**HEINZ BROTHERS INC**					
		108083	752.13	10/15/2020	195064001	PLANTS FOR PW
	HEINZ BROTHERS INC Total		**752.13**			
1113	**HUFF & HUFF INC**					
		96845	1,380.63	10/15/2020	0802880	FIRST STREET PROJECT
	HUFF & HUFF INC Total		**1,380.63**			
1132	**ILLINOIS ASSOCIATION OF**					
			1,882.00	10/15/2020	100120	AGENCY MEMBER DUE 20-2021
	ILLINOIS ASSOCIATION OF Total		**1,882.00**			
1133	**IBEW LOCAL 196**					
			159.00	10/09/2020	UNE 201009160321PW	Union Due - IBEW
			657.49	10/09/2020	UNEW201009160321P	Union Due - IBEW - percent
	IBEW LOCAL 196 Total		**816.49**			
1136	**ICMA RETIREMENT CORP**					
			226.30	10/09/2020	C401201009160321CA	401A Savings Plan Company
			301.80	10/09/2020	C401201009160321CD	401A Savings Plan Company
			507.61	10/09/2020	C401201009160321FD	401A Savings Plan Company
			522.63	10/09/2020	C401201009160321FN	401A Savings Plan Company
			265.70	10/09/2020	C401201009160321HR	401A Savings Plan Company
			380.10	10/09/2020	C401201009160321IS	401A Savings Plan Company
			469.64	10/09/2020	100920	PLAN 109830 PAYROLL

VENDOR	VENDOR NAME	PO_NUMBER	AMOUNT	DATE	INVOICE	DESCRIPTION
			200.00	10/09/2020	RTHA201009160321FD	Roth 457 - Dollar Amount
			240.76	10/09/2020	RTHA201009160321HF	Roth 457 - Dollar Amount
			705.00	10/09/2020	RTHA201009160321PD	Roth 457 - Dollar Amount
			60.00	10/09/2020	RTHA201009160321PV	Roth 457 - Dollar Amount
			389.40	10/09/2020	RTHP201009160321FD	Roth 457 - Percent
			258.06	10/09/2020	RTHP201009160321PD	Roth 457 - Percent
			330.00	10/09/2020	ROTH201009160321CI	Roth IRA Deduction
			25.00	10/09/2020	ROTH201009160321FD	Roth IRA Deduction
			80.00	10/09/2020	ROTH201009160321FN	Roth IRA Deduction
			211.50	10/09/2020	ROTH201009160321HI	Roth IRA Deduction
			1,451.53	10/09/2020	ROTH201009160321PI	Roth IRA Deduction
			505.00	10/09/2020	ROTH201009160321PV	Roth IRA Deduction
			76.49	10/09/2020	ICMP201009160321CD	ICMA Deductions - Percent
			3,518.24	10/09/2020	ICMP201009160321FD	ICMA Deductions - Percent
			636.64	10/09/2020	ICMP201009160321FN	ICMA Deductions - Percent
			1,387.72	10/09/2020	ICMP201009160321IS	ICMA Deductions - Percent
			2,496.23	10/09/2020	ICMP201009160321PD	ICMA Deductions - Percent
			1,457.47	10/09/2020	ICMP201009160321PV	ICMA Deductions - Percent
			2,980.77	10/09/2020	ICMA201009160321FD	ICMA Deductions - Dollar Amt
			1,070.00	10/09/2020	ICMA201009160321FN	ICMA Deductions - Dollar Amt
			1,400.00	10/09/2020	ICMA201009160321HF	ICMA Deductions - Dollar Amt
			2,550.00	10/09/2020	ICMA201009160321IS	ICMA Deductions - Dollar Amt
			8,090.50	10/09/2020	ICMA201009160321PD	ICMA Deductions - Dollar Amt
			3,475.00	10/09/2020	ICMA201009160321PV	ICMA Deductions - Dollar Amt
			265.70	10/09/2020	E401201009160321HR	401A Savings Plan Employee
			380.10	10/09/2020	E401201009160321IS	401A Savings Plan Employee
			753.76	10/09/2020	E401201009160321PD	401A Savings Plan Employee
			942.90	10/09/2020	E401201009160321PW	401A Savings Plan Employee
			300.00	10/09/2020	ICMA201009160321CA	ICMA Deductions - Dollar Amt
			3,061.54	10/09/2020	ICMA201009160321CD	ICMA Deductions - Dollar Amt
			758.86	10/09/2020	C401201009160321PD	401A Savings Plan Company
			942.90	10/09/2020	C401201009160321PW	401A Savings Plan Company
			231.42	10/09/2020	E401201009160321CA	401A Savings Plan Employee
			301.80	10/09/2020	E401201009160321CD	401A Savings Plan Employee
			507.61	10/09/2020	E401201009160321FD	401A Savings Plan Employee
			522.61	10/09/2020	E401201009160321FN	401A Savings Plan Employee
	ICMA RETIREMENT CORP Total		**45,238.29**			
1143	**ID ENHANCEMENTS INC**					

VENDOR	VENDOR NAME	PO_NUMBER	AMOUNT	DATE	INVOICE	DESCRIPTION
		109634	114.35	10/15/2020	2020-565517	INVENTORY ITEMS
	ID ENHANCEMENTS INC Total		**114.35**			
1153	**ILCMA**					
			50.00	10/15/2020	2275	JOB POSTINGS PW PURC MAN.
	ILCMA Total		**50.00**			
1171	**ILLINOIS STATE POLICE**					
			113.00	10/15/2020	06328/10-09-20	LIQUOR FINGERPRINT FEES 06
	ILLINOIS STATE POLICE Total		**113.00**			
1215	**ILLINOIS MUNICIPAL UTILITIES**					
			3,218,909.85	10/16/2020	101620	IMEA SEPTEMBER ELECTRIC B
	ILLINOIS MUNICIPAL UTILITIES Total		**3,218,909.85**			
1240	**INTERSTATE BATTERY SYSTEM OF**					
		109589	853.65	10/08/2020	10083351	INVENTORY ITEMS
	INTERSTATE BATTERY SYSTEM OF Total		**853.65**			
1267	**IT SOLUTIONS GROUP INC**					
		108113	9,393.90	10/08/2020	5187	LASERVAULT SOFTWARE
	IT SOLUTIONS GROUP INC Total		**9,393.90**			
1271	**J A JOHNSON PAVING COMPANY**					
		108322	72,891.09	10/15/2020	5468	STREET REHAB NON MFT
		108322	832,948.19	10/15/2020	5468-MFT	STREET REHAB MFT PORTION
	J A JOHNSON PAVING COMPANY Total		**905,839.28**			
1313	**KANE COUNTY RECORDERS OFFICE**					
			132.00	10/15/2020	407387/412589	AGREEMENT/PLAT RECORDIN(
	KANE COUNTY RECORDERS OFFICE Total		**132.00**			
1387	**KONICA MINOLTA BUS SOLUTIONS**					
			454.03	10/08/2020	9007127591	MONTHLY BILLING POLICE DEF
			66.57	10/08/2020	9007127712	MONTHLY BILLING FINANCE
			95.03	10/15/2020	9007141294	MONTHLY BILLING CA/IS
	KONICA MINOLTA BUS SOLUTIONS Total		**615.63**			
1403	**WEST VALLEY GRAPHICS & PRINT**					
		109558	68.50	10/08/2020	20031	BUSINESS CARDS-LUCY GRUB
		109560	347.75	10/08/2020	20038	POCKET SHIFT CALENDARS

VENDOR	VENDOR NAME	PO_NUMBER	AMOUNT	DATE	INVOICE	DESCRIPTION
		109697	99.50	10/15/2020	20074	BUSINESS CARDS BRODERICK
	WEST VALLEY GRAPHICS & PRINT Total		**515.75**			
1450	**LEE JENSEN SALES CO INC**					
		109609	465.00	10/15/2020	0007429-00	VENTILATION/DUCT HOSE
	LEE JENSEN SALES CO INC Total		**465.00**			
1489	**LOWES**					
		108197	33.09	10/08/2020	02300/09-16-20	MISC SUPPLIES
		108197	19.92	10/08/2020	902027	PUBLIC SERVICES PARTS
		108227	18.99	10/08/2020	909188	RUP 35.2FL G/W RED
		109572	616.63	10/08/2020	970234	INVENTORY ITEMS
		109572	56.99	10/15/2020	961277	INVENTORY ITEMS
		109689	134.77	10/15/2020	01748/092920	INVENTORY ITEMS
		108197	19.92	10/15/2020	02152/092820	MISC SUPPLIES CITY HALL
		108197	128.19	10/15/2020	02506/092420	MISC SUPPLIES PUBLIC SERVI
		108197	75.96	10/15/2020	02517/092420	CITY HALL SUPPLIES
		108328	281.82	10/15/2020	02566/092420	ELECTRIC SUPPLIES
		108197	41.76	10/15/2020	02744/092520	MISC SUPPLIES/PARTS
	LOWES Total		**1,428.04**			
1532	**MARSHALLS TOWING & RECOVERY**					
		108250	145.00	10/08/2020	23626	TOWING SERVICES POLICE DE
	MARSHALLS TOWING & RECOVERY Total		**145.00**			
1582	**MCMASTER CARR SUPPLY CO**					
		109727	77.85	10/08/2020	46398118	TREAD SEALANT
		109761	53.30	10/08/2020	46531819	DRILL BIT
	MCMASTER CARR SUPPLY CO Total		**131.15**			
1585	**MEADE ELECTRIC COMPANY INC**					
		108318	2,542.14	10/15/2020	693559	STREET LIGHT MAINTENANCE
		109457	668.35	10/15/2020	693698A	REPAIR 64/MAIN/PECK
	MEADE ELECTRIC COMPANY INC Total		**3,210.49**			
1613	**METROPOLITAN ALLIANCE OF POL**					
			1,004.50	10/09/2020	UNP 201009160321PD	Union Dues - IMAP
			114.00	10/09/2020	UNPS201009160321PI	Union Dues-Police Sergeants
	METROPOLITAN ALLIANCE OF POL Total		**1,118.50**			
1637	**FLEETPRIDE INC**					

VENDOR	VENDOR NAME	PO_NUMBER	AMOUNT	DATE	INVOICE	DESCRIPTION
		108286	258.72	10/08/2020	59778183	LED LIGHT VEH # 1728 RO 6432
	FLEETPRIDE INC Total		**258.72**			
1651	**MNJ TECHNOLOGIES DIRECT INC**					
		109603	358.00	10/08/2020	0003747227	TONER CARTRIDGE BLACK
		109605	318.00	10/15/2020	0003749163	USB HARD DRIVE
	MNJ TECHNOLOGIES DIRECT INC Total		**676.00**			
1668	**WOLSELEY INVESTMENTS INC**					
		109637	8.71	10/15/2020	5755597	1/4 GAL MI 150M
	WOLSELEY INVESTMENTS INC Total		**8.71**			
1704	**NCPERS IL IMRF**					
			8.00	10/09/2020	NCP2201009160321FN	NCPERS 2
			16.00	10/09/2020	NCP2201009160321PV	NCPERS 2
	NCPERS IL IMRF Total		**24.00**			
1745	**NICOR**					
			217.97	10/08/2020	0000 6 SEP 30 2020	ACCT: 30-31-79-0000-6 BILLING
			152.95	10/08/2020	0000 7 SEP 28 2020	ACCT; 61-00-69-0000-7
			39.52	10/15/2020	1000 1 OCT 5 2020	ACCT: 00-69-30-1000-1
			158.18	10/15/2020	1000 2 OCT 1 2020	ACCT: 53-14-51-1000-2 OCT 1
			38.85	10/15/2020	1000 6 OCT 5 2020	ACCT: 67-14-30-1000-6
			152.52	10/15/2020	1000 7 OCT 5 2020	ACCT: 97-78-02-1000-7
			38.22	10/15/2020	1584 1 OCT 2 2020	ACCT: 76-25-37-1584-1 OCT 2
			190.38	10/15/2020	2485 8 OCT 5 2020	ACCT: 72-42-21-2485-8
			38.80	10/08/2020	1968 1 SEP 28 2020	ACCT: 70-22-68-1968-1
			39.48	10/08/2020	1000 9 SEP 29 2020	ACCT: 57-14-10-1000-9 BILLING
			42.18	10/08/2020	1000 9 SEP 28 2020	ACCT: 64-67-50-1000-9
			122.87	10/08/2020	1000 8 SEP 30 2020	ACCT: 03-73-20-1000-8 BILLING
			41.83	10/08/2020	1000 8	ACCT: 28-08-50-1000-8
			132.30	10/08/2020	1000 6 SEP 25 2020	ACCT: 67-46-50-1000-6
			132.89	10/08/2020	9226 2 SEP 28 2020	ACCT: 84-32-13-9226-2
			125.10	10/08/2020	8642 6 SEP 30 2020	ACCT: 68-60-22-8642-6 BILLING
			38.80	10/08/2020	5425 2 SEP 28 2020	ACCT: 28-06-38-5425-2
			38.80	10/08/2020	4625 3 SEP 28 2020	ACCT: 39-82-30-4625-3 BILLING
			39.43	10/08/2020	4606 2 SEP 30 2020	ACCT: 74-34-63-4606 2 BILLING
			460.64	10/08/2020	4428 3 SEP 29 2020	ACCT: 19-51-90-4428-3 BILLING
			41.25	10/08/2020	0847 6 SEP 30 2020	ACCT: 19-39-03-0847-6 BILLING
			121.41	10/08/2020	1000 0 SEP 28 2020	ACCT: 68-82-40-1000-0

VENDOR	VENDOR NAME	PO_NUMBER	AMOUNT	DATE	INVOICE	DESCRIPTION
			40.15	10/08/2020	1000 0 SEP 30 2020	ACCT: 52-09-10-1000-0 BILLING
			42.44	10/08/2020	1000 1 SEP 28 2020	ACCT: 53-92-02-1000-1
			43.46	10/08/2020	1000 3 SEP 30 2020	ACCT: 30-28-40-1000-3 BILLING
			39.39	10/08/2020	1000 4 SEP 28 2020	ACCT: 53-65-70-1000-4
	NICOR Total		**2,569.81**			
1756	**NORTH CENTRAL LABORATORIES**					
		109172	1,376.02	10/15/2020	442983	TISAB BUFFER/BOEKEL CAB/C(
		109341	499.81	10/15/2020	443664	MISC SUPPLIES LAB
		109651	36.87	10/15/2020	444900	POLYPROPYLENE TEST
	NORTH CENTRAL LABORATORIES Total		**1,912.70**			
1775	**RAY O'HERRON CO**					
		108256	108.63	10/08/2020	2034526-IN	UNIFORMS WESSENDORF
		108256	87.06	10/08/2020	2051588-IN	MULTI-ACS/PISTOL COMM TAC
		108256	405.14	10/08/2020	2052585-IN	ALTERED MERCHANDISE
		108256	444.45	10/08/2020	2052586-IN	ALTERED MERCHANDISE
		108256	404.03	10/08/2020	2052588-IN	ALTERED MERCHANDISE
		108256	201.28	10/08/2020	2052589-IN	ALTERED MERCHANDISE
		109703	102.92	10/15/2020	3043626	MISC FIRE DEPT UNIFORMS
		108256	52.75	10/15/2020	2053066-IN	UNIFORMS WESSENDORF
		108256	81.00	10/15/2020	2053067-IN	UNIFORMS JACOBO
		108256	123.52	10/15/2020	2054067-IN	UNIFORMS ROSAL OTHELLO
		108256	56.69	10/15/2020	2054069-IN	UNIFORMS BLAKE POWERS
	RAY O'HERRON CO Total		**2,067.47**			
1783	**ON TIME EMBROIDERY INC**					
		108174	263.00	10/08/2020	ES77135	SCREEN PRINTING - EMBROIDI
		108174	335.00	10/08/2020	OE76484	EMBROIDARY
		108174	159.00	10/08/2020	OE78545	ALTERATION - EMBROIDERY
		108174	162.00	10/08/2020	OES76390	SCREEN PRINTING - EMBROIDI
		108174	854.00	10/08/2020	OES78544	ALTERATION - EMBROIDERY
		108174	129.00	10/08/2020	S78546	THOROGOOD CLASSIC LEATHI
	ON TIME EMBROIDERY INC Total		**1,902.00**			
1797	**PACE SUBURBAN BUS**					
		108525	396.67	10/08/2020	581774	JULY RIDE IN KANE
	PACE SUBURBAN BUS Total		**396.67**			
1861	**POLICE PENSION FUND**					

VENDOR	VENDOR NAME	PO_NUMBER	AMOUNT	DATE	INVOICE	DESCRIPTION
			10,955.14	10/09/2020	PLP201009160321PD	Police Pension Tier 2
			13,163.29	10/09/2020	PLPN201009160321PD	Police Pension
			782.90	10/09/2020	PLPR201009160321PD	Police Pens Service Buyback
	POLICE PENSION FUND Total		**24,901.33**			
1890	**LEGAL SHIELD**					
			40.94	10/09/2020	PPLS201009160321PV	Pre-Paid Legal Services
			306.16	10/09/2020	PPLS201009160321PD	Pre-Paid Legal Services
			15.65	10/09/2020	PPLS201009160321FN	Pre-Paid Legal Services
			153.19	10/09/2020	PPLS201009160321FD	Pre-Paid Legal Services
			17.48	10/09/2020	PPLS201009160321CD	Pre-Paid Legal Services
	LEGAL SHIELD Total		**533.42**			
1893	**PREFORM TRAFFIC CONTROL SYSTEM**					
		108917	10,883.54	10/15/2020	11047	PAINT PAVEMENT MARKING
	PREFORM TRAFFIC CONTROL SYSTEM Total		**10,883.54**			
1897	**PRIME TACK & SEAL CO**					
		108155	687.24	10/08/2020	65788	HFE90 MISC SUPPLIES
		108155	664.00	10/08/2020	65932	HFE-90 TICKET 94723
	PRIME TACK & SEAL CO Total		**1,351.24**			
1898	**PRIORITY PRODUCTS INC**					
		109238	382.80	10/08/2020	954565	INVENTORY ITEMS
		108353	53.82	10/15/2020	954617	FLEET DEPT PARTS
	PRIORITY PRODUCTS INC Total		**436.62**			
1900	**PROVIDENT LIFE & ACCIDENT**					
			26.76	10/09/2020	POPT201009160321FD	Provident Optional Life
	PROVIDENT LIFE & ACCIDENT Total		**26.76**			
1919	**PUMP SUPPLY**					
		109347	169.39	10/08/2020	74428-01	VERDERFLEX VERDERLUBE 1 (
	PUMP SUPPLY Total		**169.39**			
1946	**RANDALL PRESSURE SYSTEMS INC**					
		108210	620.98	10/08/2020	I-36040-0	HARWARE SUPPLIES
		108210	266.56	10/08/2020	I-36057-0	MISC SUPPLIES
		108210	102.34	10/08/2020	I-36145-0	PARTS RO 64389 VEH 1909
		109707	2.49	10/15/2020	I-36202-0	MISC SUPPLIES

VENDOR	VENDOR NAME	PO_NUMBER	AMOUNT	DATE	INVOICE	DESCRIPTION
	RANDALL PRESSURE SYSTEMS INC Total		**992.37**			
1998	**RURAL ELECTRIC SUPPLY CO OP**					
		109323	1,722.02	10/15/2020	797225-00	HOOK, CABLE RACK 15"
		109143	724.64	10/15/2020	799894-00	INVENTORY ITEMS
		109750	85.96	10/15/2020	801427-00	WASHER
		109832	1,362.32	10/15/2020	802164-00	INVENTORY ITEMS
		109832	97.95	10/15/2020	802166-00	CONNECTOR C TYPE
	RURAL ELECTRIC SUPPLY CO OP Total		**3,992.89**			
2026	**ROCK N RESCUE J E WEINEL INC**					
		108023	4,715.02	10/15/2020	INV204011	MISC FIRE DEPT SAFETY SUPF
	ROCK N RESCUE J E WEINEL INC Total		**4,715.02**			
2032	**POMPS TIRE SERVICE INC**					
		109025	406.50	10/08/2020	640082302	INVENTORY ITEMS
		109479	1,130.92	10/08/2020	640084220	INVENTORY ITEMS
		108272	12.00	10/08/2020	640084525	PASSENGER SCRAP DISPOSAL
		109719	1,651.30	10/15/2020	640084127	INVENTORY ITEMS
	POMPS TIRE SERVICE INC Total		**3,200.72**			
2033	**VILLAGE OF ROMEOVILLE**					
		109034	350.00	10/15/2020	2020-281	PERRY CLASS 9-22 THRU 9-24
	VILLAGE OF ROMEOVILLE Total		**350.00**			
2034	**RONDO ENTERPRISES TRUCK &**					
		109236	132.50	10/15/2020	138503	MISC PARTS
	RONDO ENTERPRISES TRUCK & Total		**132.50**			
2046	**RUSSO POWER EQUIPMENT INC**					
		108538	107.96	10/15/2020	SPI10295907	MISC PARTS
		108538	93.96	10/15/2020	SPI10368458	WATER ATTACHMENT/HOSE
	RUSSO POWER EQUIPMENT INC Total		**201.92**			
2076	**ST CHARLES HISTORY MUSEUM**					
			3,833.33	10/08/2020	VCCHSM0820	HOTELTAX DISBURSEMENT-AL
	ST CHARLES HISTORY MUSEUM Total		**3,833.33**			
2096	**SCHINDLER ELEVATOR CORPORATION**					
		109810	1,000.00	10/15/2020	7153195160	FIRST STREET PARKING GARA

VENDOR	VENDOR NAME	PO_NUMBER	AMOUNT	DATE	INVOICE	DESCRIPTION
	SCHINDLER ELEVATOR CORPORATION Total		**1,000.00**			
2137	**SHERWIN WILLIAMS**					
		108199	237.95	10/15/2020	7189-2	HL WB 1952E I/II RD
	SHERWIN WILLIAMS Total		**237.95**			
2146	**PRODUCTION PLUS GRAPHICS INC**					
		109585	120.95	10/08/2020	CG-283189	PROMAG SHEET 30 MIL
	PRODUCTION PLUS GRAPHICS INC Total		**120.95**			
2150	**SIKICH**					
		108255	9,000.00	10/08/2020	465316	AUDIT SERVICES
	SIKICH Total		**9,000.00**			
2201	**STANDARD EQUIPMENT CO**					
		109642	363.04	10/15/2020	P24725	FILTER HYDRAULIC
	STANDARD EQUIPMENT CO Total		**363.04**			
2205	**STATE FIRE MARSHAL**					
		109849	210.00	10/09/2020	9634665	BOILER CERTIFICATES
	STATE FIRE MARSHAL Total		**210.00**			
2214	**ST CHARLES CHAMBER OF COMMERCE**					
			30.00	10/08/2020	176303935	CITY UPDATE MINICK
	ST CHARLES CHAMBER OF COMMERCE Total		**30.00**			
2235	**STEINER ELECTRIC COMPANY**					
		109255	46.00	10/08/2020	S006707815.008	INVENTORY ITEMS
		109350	54.30	10/08/2020	S006713562.001	INVENTORY ITEMS
		109398	184.56	10/08/2020	S006714059.001	QUILT LINED ZIP TO THIGH BID
		109492	247.50	10/08/2020	S006723505.001	INVENTORY ITEMS
		109535	130.00	10/15/2020	S006725514.001	YUKON EXTREM INSULATED BI
		109553	1,287.60	10/15/2020	S006728220-001	INVENTORY ITEMS
	STEINER ELECTRIC COMPANY Total		**1,949.96**			
2259	**SUBURBAN ACCENTS INC**					
		108881	1,125.00	10/15/2020	29993	GRAPHICS SUV 30
	SUBURBAN ACCENTS INC Total		**1,125.00**			
2301	**GENERAL CHAUFFERS SALES DRIVER**					
			166.50	10/09/2020	UNT 201009160321CD	Union Dues - Teamsters

VENDOR	VENDOR NAME	PO_NUMBER	AMOUNT	DATE	INVOICE	DESCRIPTION
			2,492.50	10/09/2020	UNT 201009160321PW	Union Dues - Teamsters
	GENERAL CHAUFFERS SALES DRIVER Total		**2,659.00**			
2314	**3M VHS0733**					
		109550	1,115.05	10/08/2020	9408817806	ELECTROCUT FILM RED
	3M VHS0733 Total		**1,115.05**			
2316	**APC STORE**					
		108279	71.82	10/08/2020	478-525929	AIR FILTER
		108176	43.39	10/08/2020	478-526024	STANDARD HALOGEN
		108279	5.77	10/08/2020	478-526120	FLEET DEPT PARTS
		109718	77.61	10/08/2020	478-526157	AIR ELEMENT
		108279	40.17	10/08/2020	478-526303	OXYGEN SENSOR
		108279	56.04	10/08/2020	478-526343	FLEET DEPT PARTS
		108279	10.29	10/15/2020	478-527057	SWITCH
		108279	18.03	10/15/2020	478-527058	SWITCH/MINI LAMP
		108279	42.26	10/08/2020	478-526460	FLEET DEPT PARTS
		109763	33.95	10/08/2020	478-526471	INVENTORY ITEMS
		108279	19.10	10/08/2020	478-526477	ANTI FREEZE FLEET DEPT
		108279	1.37	10/08/2020	478-526543	ROLL PINS FLEET DEPT
		108279	26.44	10/08/2020	478-526603	SWAY BAR LINK/KIT
		109862	632.68	10/15/2020	478-526877	INVENTORY ITEMS
		109776	644.25	10/08/2020	478-526424	INVENTORY ITEMS
		108279	56.73	10/08/2020	478-526427	PULLEY TENSIONER
		108279	82.21	10/08/2020	478-526429	WIRE KIT
		108279	12.00	10/08/2020	478-526452	RUBBER PLUG
		108279	25.54	10/08/2020	478-526458	FLEET DEPT PARTS
		108279	27.67	10/08/2020	478-526459	FLEET DEPT PARTS
	APC STORE Total		**1,927.32**			
2343	**TAPCO**					
			-357.20	10/08/2020	CM016535	CREDITS INV I664563
		109531	841.97	10/08/2020	I679254	BARRICADE LIGHT
	TAPCO Total		**484.77**			
2373	**TYLER MEDICAL SERVICES**					
		108898	455.00	10/08/2020	421146	MONTHLY BILLING RANDOM PI
	TYLER MEDICAL SERVICES Total		**455.00**			
2401	**UNIVERSAL UTILITY SUPPLY INC**					

VENDOR	VENDOR NAME	PO_NUMBER	AMOUNT	DATE	INVOICE	DESCRIPTION
		109352	780.00	10/15/2020	3033168	INVENTORY ITEMS
		109833	544.26	10/15/2020	3033212	INVENTORY ITEMS
	UNIVERSAL UTILITY SUPPLY INC Total		**1,324.26**			
2403	**UNITED PARCEL SERVICE**					
			57.12	10/15/2020	0000650961400	WEEKLY SHIPPING
	UNITED PARCEL SERVICE Total		**57.12**			
2404	**HD SUPPLY FACILITIES MAINT LTD**					
		109462	492.92	10/08/2020	366034	DRUM LOW PROFILE SPILL
		109504	32.60	10/08/2020	361694	FLUORIDE STANDARD
		108988	864.86	10/08/2020	318217	MISC SUPPLIES
		109633	382.87	10/15/2020	367519	SALT SOLUTION
		109462	1,338.55	10/15/2020	371734	TOWER SAFETY CABINET
		109624	788.30	10/15/2020	373190	SUPPLIES/PARTS
	HD SUPPLY FACILITIES MAINT LTD Total		**3,900.10**			
2428	**VERMEER MIDWEST**					
		109691	1,124.10	10/15/2020	S61276	VEH 1883 RP 64415
	VERMEER MIDWEST Total		**1,124.10**			
2429	**VERIZON WIRELESS**					
			1,524.97	10/08/2020	9863558848	ACCT: 987278368-00001 BILLIN(
			11,679.74	10/15/2020	9864161169	MONTHLY BILLING SEPTEMBEI
	VERIZON WIRELESS Total		**13,204.71**			
2453	**VWR INTERNATIONAL INC**					
		109419	123.73	10/08/2020	8802278528	CONDUCTIVITY
		109152	100.90	10/15/2020	8802383704	DOOR MAT
	VWR INTERNATIONAL INC Total		**224.63**			
2462	**KEN WALSH**					
			61.35	10/08/2020	100520	CDL RENEWAL
	KEN WALSH Total		**61.35**			
2467	**WALKER PARKING CONSULTANTS**					
		107234	2,177.26	10/15/2020	31855310008	PROJECT BILLING CITY HALL
	WALKER PARKING CONSULTANTS Total		**2,177.26**			
2470	**WAREHOUSE DIRECT**					
		108247	12.50	10/15/2020	4772990-0	PAPER POLICE DEPT

VENDOR	VENDOR NAME	PO_NUMBER	AMOUNT	DATE	INVOICE	DESCRIPTION
		108247	65.11	10/15/2020	4775587-0	OFFICE SUPPLIES
		108698	138.37	10/15/2020	4778549-0	OFFICE SUPPLIES CITY HALL
	WAREHOUSE DIRECT Total		**215.98**			
2478	**WATER PRODUCTS AURORA**					
		109527	1,070.00	10/15/2020	0298535	INVENTORY ITEMS
	WATER PRODUCTS AURORA Total		**1,070.00**			
2490	**WELCH BROS INC**					
		109615	7,500.00	10/15/2020	3106936	METER VAULT
	WELCH BROS INC Total		**7,500.00**			
2506	**EESCO**					
		109300	100.00	10/08/2020	959940	INVENTORY ITEMS
		109300	4,230.00	10/08/2020	962563	INVENTORY ITEMS
		109532	1,680.00	10/08/2020	965091	4IN1 JACKETS
		109543	195.00	10/08/2020	968627	INVENTORY ITEMS
		109543	348.75	10/15/2020	987690	INVENTORY ITEMS
	EESCO Total		**6,553.75**			
2512	**WHOLESALE DIRECT INC**					
		109423	357.82	10/15/2020	000247346	6 LED AMBR WHITE
	WHOLESALE DIRECT INC Total		**357.82**			
2526	**THE WILSON BOHANNAN CO**					
		109551	94.56	10/08/2020	0176473-IN	INVENTORY ITEMS
	THE WILSON BOHANNAN CO Total		**94.56**			
2540	**WORLD POINT**					
		109712	530.50	10/15/2020	420065986	CPR MASK/INFANT LUNG BAGS
	WORLD POINT Total		**530.50**			
2545	**GRAINGER INC**					
		109565	7.01	10/08/2020	9654477935	EYE WASH BOTTLE
		109581	1,002.70	10/08/2020	9656412070	ROLLTOP DRUM SPILL
		109598	47.50	10/08/2020	9657419488	PISTOL GRIP AIR GUN
		109606	346.32	10/08/2020	9659811310	INVENTORY ITEMS
		109622	286.50	10/08/2020	9660488306	FUSE CLASS
		109627	658.80	10/08/2020	9661306036	HPS BULBS
		109631	57.54	10/15/2020	9666964334	WEDGE ANCHOR
		109631	283.50	10/08/2020	9661386210	WEDGE ANCHOR & HAMMER D

VENDOR	VENDOR NAME	PO_NUMBER	AMOUNT	DATE	INVOICE	DESCRIPTION
		109636	289.66	10/15/2020	9662066241	PRESSURE GAUGE
		109649	262.32	10/15/2020	9662066258	HAMMER DRILL BIT
		109692	182.28	10/15/2020	9665513777	HP SUMP PUMP
		109695	21.19	10/15/2020	9665513785	CLAMP
		109695	21.19	10/15/2020	9665879699	CLAMP 6" DUCT SIZE
	GRAINGER INC Total		**3,466.51**			
2630	**ZIEBELL WATER SERVICE PRODUCTS**					
		109269	3,547.80	10/08/2020	251404-000	INVENTORY ITEMS
		109487	3,063.00	10/08/2020	251453-000	CASCADE REP SLV
	ZIEBELL WATER SERVICE PRODUCTS Total		**6,610.80**			
2637	**ILLINOIS DEPT OF REVENUE**					
			1,033.72	10/09/2020	ILST201009160321CA	Illinois State Tax
			2,027.29	10/09/2020	ILST201009160321CD	Illinois State Tax
			9,192.03	10/09/2020	ILST201009160321FD	Illinois State Tax
			1,860.61	10/09/2020	ILST201009160321FN	Illinois State Tax
			888.34	10/09/2020	ILST201009160321HR	Illinois State Tax
			1,479.00	10/09/2020	ILST201009160321IS	Illinois State Tax
			12,960.30	10/09/2020	ILST201009160321PD	Illinois State Tax
			14,498.65	10/09/2020	ILST201009160321PW	Illinois State Tax
			160,628.89	10/14/2020	101420	SEPTEMBER 2020 EXCISE TAX
	ILLINOIS DEPT OF REVENUE Total		**204,568.83**			
2638	**INTERNAL REVENUE SERVICE**					
			908.83	10/09/2020	FICA201009160321CA	FICA Employee
			2,516.44	10/09/2020	FICA201009160321CD	FICA Employee
			780.46	10/09/2020	FICA201009160321FD	FICA Employee
			2,131.48	10/09/2020	FICA201009160321FN	FICA Employee
			1,297.78	10/09/2020	FICA201009160321HR	FICA Employee
			2,321.77	10/09/2020	FICA201009160321IS	FICA Employee
			303.49	10/09/2020	MEDR201009160321H	Medicare Employer
			543.00	10/09/2020	MEDR201009160321IS	Medicare Employer
			4,429.31	10/09/2020	MEDR201009160321P	Medicare Employer
			4,671.45	10/09/2020	MEDR201009160321P'	Medicare Employer
			4,424.25	10/09/2020	MEDE201009160321PI	Medicare Employee
			4,671.45	10/09/2020	MEDE201009160321P'	Medicare Employee
			347.39	10/09/2020	MEDR201009160321C	Medicare Employer
			689.37	10/09/2020	MEDR201009160321C	Medicare Employer
			3,131.63	10/09/2020	MEDR201009160321FI	Medicare Employer

VENDOR	VENDOR NAME	PO_NUMBER	AMOUNT	DATE	INVOICE	DESCRIPTION
			596.95	10/09/2020	MEDR201009160321FI	Medicare Employer
			400.89	10/09/2020	MEDE201009160321C	Medicare Employee
			689.37	10/09/2020	MEDE201009160321C	Medicare Employee
			3,131.63	10/09/2020	MEDE201009160321FI	Medicare Employee
			596.93	10/09/2020	MEDE201009160321FI	Medicare Employee
			303.49	10/09/2020	MEDE201009160321H	Medicare Employee
			543.00	10/09/2020	MEDE201009160321IS	Medicare Employee
			26,508.80	10/09/2020	FIT 201009160321FD	Federal Withholding Tax
			4,779.87	10/09/2020	FIT 201009160321FN	Federal Withholding Tax
			2,360.99	10/09/2020	FIT 201009160321HR	Federal Withholding Tax
			3,153.40	10/09/2020	FIT 201009160321IS	Federal Withholding Tax
			34,618.03	10/09/2020	FIT 201009160321PD	Federal Withholding Tax
			34,263.36	10/09/2020	FIT 201009160321PW	Federal Withholding Tax
			1,297.78	10/09/2020	FICE201009160321HR	FICA Employer
			2,321.77	10/09/2020	FICE201009160321IS	FICA Employer
			2,474.55	10/09/2020	FICE201009160321PD	FICA Employer
			19,551.13	10/09/2020	FICE201009160321PW	FICA Employer
			3,196.05	10/09/2020	FIT 201009160321CA	Federal Withholding Tax
			5,473.00	10/09/2020	FIT 201009160321CD	Federal Withholding Tax
			2,452.97	10/09/2020	FICA201009160321PD	FICA Employee
			19,551.13	10/09/2020	FICA201009160321PW	FICA Employee
			887.13	10/09/2020	FICE201009160321CA	FICA Employer
			2,516.44	10/09/2020	FICE201009160321CD	FICA Employer
			780.46	10/09/2020	FICE201009160321FD	FICA Employer
			2,131.60	10/09/2020	FICE201009160321FN	FICA Employer
	INTERNAL REVENUE SERVICE Total		**207,748.82**			
2639	**STATE DISBURSEMENT UNIT**					
			471.13	10/09/2020	000000191201009160	IL Child Support Amount 1
			1,555.35	10/09/2020	000000374201009160	IL Child Support Amount 1
			369.23	10/09/2020	000000486201009160	IL Child Support Amount 1
			700.15	10/09/2020	000001225201009160	IL Child Support Amount 1
	STATE DISBURSEMENT UNIT Total		**3,095.86**			
2643	**DELTA DENTAL**					
			4,000.24	10/05/2020	100520	DELTA DENTAL CLAIMS
			4,449.60	10/13/2020	101220	DELTA DENTAL CLAIMS
	DELTA DENTAL Total		**8,449.84**			
2644	**IMRF**					

VENDOR	VENDOR NAME	PO_NUMBER	AMOUNT	DATE	INVOICE	DESCRIPTION
			217,775.02	10/07/2020	100720	IMRF SEPTEMBER MONTHLY
	IMRF Total		**217,775.02**			
2648	**HEALTH CARE SERVICE CORP**					
			100,157.63	10/05/2020	100520	MEDICAL CLAIMS
	HEALTH CARE SERVICE CORP Total		**100,157.63**			
2652	**JPMORGAN CHASE BANK NA**					
			341.92	10/06/2020	092420CA	SEPTEMBER CREDIT CARD
			367.92	10/06/2020	092420DB	SEPTEMBER CREDIT CARD
			1,202.14	10/06/2020	092420EM	SEPTEMBER CREDIT CARD
			1,825.88	10/06/2020	092420JM	
			6,256.40	10/06/2020	092420KD	SEPTEMBER CREDIT CARD
			4,624.75	10/06/2020	092420LG	SEPTEMBER CREDIT CARD
			227.62	10/06/2020	092420PS	SEPTEMBER CREDIT CARD
			760.35	10/06/2020	092420SS	SEPTEMBER CREDIT CARD
			550.00	10/06/2020	092420SSW	SEPTEMBER CREDIT CARD
			544.06	10/06/2020	092420TC	SEPTEMBER CREDIT CARD
	JPMORGAN CHASE BANK NA Total		**16,701.04**			
2683	**CONTINENTAL AMERICAN INSURANCE**					
			42.42	10/09/2020	ACCG201009160321FI	AFLAC Accident Plan
			67.37	10/09/2020	ACCG201009160321PI	AFLAC Accident Plan
			60.59	10/09/2020	ACCG201009160321P'	AFLAC Accident Plan
	CONTINENTAL AMERICAN INSURANCE Total		**170.38**			
2756	**RXBENEFITS INC.**					
			855.04	10/13/2020	101320	INV 131524 AND 131726
	RXBENEFITS INC. Total		**855.04**			
2803	**MATTHEW WILSON**					
			66.46	10/15/2020	100520	CDL RENEWAL
	MATTHEW WILSON Total		**66.46**			
2881	**SERVER SUPPLY.COM INC**					
		109601	721.28	10/08/2020	3655729	REGISTERED DUAL RANK
	SERVER SUPPLY.COM INC Total		**721.28**			
2892	**LIFTWORKS INC**					
		108879	1,050.00	10/15/2020	146380A-1	SCISSOR LIFT 8/19/20-9/16/20

VENDOR	VENDOR NAME	PO_NUMBER	AMOUNT	DATE	INVOICE	DESCRIPTION
	LIFTWORKS INC Total		**1,050.00**			
2894	**HAVLICEK ACE HARDWARE LLC**					
		109570	714.96	10/08/2020	83990/1	HARDWARE SUPPLIES
		109679	670.80	10/15/2020	84077/1	PARTS
	HAVLICEK ACE HARDWARE LLC Total		**1,385.76**			
2919	**GRYPHON TRAINING GROUP INC**					
			135.00	10/08/2020	100720	TUITION TYNAN NOV 12-13
	GRYPHON TRAINING GROUP INC Total		**135.00**			
2929	**FOOTE MIELKE CHAVEZ & O'NEIL**					
			550.00	10/08/2020	6128	LEGAL DENNIS OBRIEN
			550.00	10/08/2020	6129	LEGAL RYAN MILLER
			550.00	10/08/2020	6130	LEGAL EVAN SULLIVAN
			525.00	10/08/2020	6131	LEGAL DAVID SCHMERR
			500.00	10/08/2020	6132	LEGAL JOSHUA PEDERSEN
			575.00	10/08/2020	6133	LEGAL ALAN CRUZ
			3,200.00	10/08/2020	6134	SEPTEMBER ORDINANCE VIOL
	FOOTE MIELKE CHAVEZ & O'NEIL Total		**6,450.00**			
2950	**MARY PORTER**					
		109556	46.41	10/08/2020	1902710101	BEARKAT READERS GLASSES
	MARY PORTER Total		**46.41**			
2990	**HAWKINS INC**					
		109804	1,276.29	10/15/2020	4801641	SODA ASH GRADE
		93	1,628.70	10/15/2020	4801642	WATER DEPT CHEMICALS
		93	6,276.09	10/15/2020	4804076	FERRIC CHLORIDE
	HAWKINS INC Total		**9,181.08**			
3010	**PLOTE CONSTRUCTION INC**					
		90	338.80	10/15/2020	231424	SURFACE
	PLOTE CONSTRUCTION INC Total		**338.80**			
3085	**SEI INC**					
		109431	9,308.00	10/15/2020	985114	QUOTE 91986 COMPUTERS
	SEI INC Total		**9,308.00**			
3099	**MIDWEST SALT LLC**					
		94	2,615.16	10/08/2020	P453038	INDUSTRIAL SOLAR SALT

VENDOR	VENDOR NAME	PO_NUMBER	AMOUNT	DATE	INVOICE	DESCRIPTION
		94	3,062.01	10/15/2020	P453116	SOLAR COARSE SALT
	MIDWEST SALT LLC Total		**5,677.17**			
3102	**RUSH PARTS CENTERS OF ILLINOIS**					
		108293	12.96	10/15/2020	3020488724	CLIP HOSE
		109641	99.49	10/15/2020	3020823557	INVENTORY ITEMS
		109626	28.48	10/15/2020	3020841322	INVENTORY ITEMS
		109626	73.52	10/15/2020	3020843183	AIR FILTERS
		108293	14.46	10/15/2020	3020909327	VEH 1708 RO 64405
		109561	1,556.03	10/08/2020	3020756331	ELECTRONIC POD DRIVE
		108293	11.74	10/08/2020	3020772183	ALBOW - FLARED TUBE
		108293	64.90	10/08/2020	3020825026	ELEMENT,CRANKCASE CENTIL
		108293	253.06	10/15/2020	3020321768	HOSE FITTINGS
	RUSH PARTS CENTERS OF ILLINOIS Total		**2,114.64**			
3131	**VCNA PRAIRIE INC**					
		89	589.00	10/08/2020	889717495	REDI-PAVE 1
		89	444.00	10/15/2020	889721774	READY MIX
		89	999.00	10/15/2020	889728107	READY MIX
		89	620.00	10/15/2020	889728108	READY MIX
		89	388.50	10/15/2020	889730717	READY MIX
	VCNA PRAIRIE INC Total		**3,040.50**			
3133	**GEOGRAPHIC INFORMATION SERVICE**					
		108897	3,500.00	10/08/2020	GIS-12649	PRE BILLED LABOR/SUPPORT I
	GEOGRAPHIC INFORMATION SERVICE Total		**3,500.00**			
3138	**SUBSURFACE SOLUTIONS**					
		109449	187.32	10/08/2020	15980	CLAMP-EXTROD ROD
		109706	1,288.28	10/15/2020	16042	SONDE KIT S13
	SUBSURFACE SOLUTIONS Total		**1,475.60**			
3147	**DUPAGE TOPSOIL INC**					
		108498	1,725.00	10/08/2020	050874	SEMIS TOPSOIL
		108498	345.00	10/15/2020	050933	TOPSOIL DIRT
	DUPAGE TOPSOIL INC Total		**2,070.00**			
3156	**TRANSUNION RISK & ALTERNATIVE**					
		108230	159.35	10/08/2020	252639-0920	MONTHLY BILLING SEPTEMBEI
	TRANSUNION RISK & ALTERNATIVE Total		**159.35**			

VENDOR	VENDOR NAME	PO_NUMBER	AMOUNT	DATE	INVOICE	DESCRIPTION
3209	HOLMGREN ELECTRIC INC					
		109618	460.00	10/08/2020	7865	EMERGENCY DISPATCH CALL
		109110	2,560.80	10/15/2020	7822	MATERIAL ONLY DELIVERY
	HOLMGREN ELECTRIC INC Total		**3,020.80**			
3236	HR GREEN INC					
		102552	3,740.00	10/08/2020	138094	7TH AVE CREEK PHASE 2
		107992	3,148.10	10/08/2020	138101	IL 7TH AVE PLAT SURVEY
	HR GREEN INC Total		**6,888.10**			
3242	XYLEM WATER SOLUTIONS USA INC					
		108841	600.00	10/15/2020	3556B41579	LABOR QUOTE 2020-CHI-0630
	XYLEM WATER SOLUTIONS USA INC Total		**600.00**			
3289	VISION SERVICE PLAN OF IL NFP					
			10.40	10/09/2020	VSP 201009160321CA	Vision Plan Pre-tax
			43.22	10/09/2020	VSP 201009160321CD	Vision Plan Pre-tax
			215.66	10/09/2020	VSP 201009160321FD	Vision Plan Pre-tax
			33.60	10/09/2020	VSP 201009160321FN	Vision Plan Pre-tax
			12.22	10/09/2020	VSP 201009160321HR	Vision Plan Pre-tax
			41.34	10/09/2020	VSP 201009160321IS	Vision Plan Pre-tax
			240.16	10/09/2020	VSP 201009160321PD	Vision Plan Pre-tax
			389.64	10/09/2020	VSP 201009160321PW	Vision Plan Pre-tax
	VISION SERVICE PLAN OF IL NFP Total		**986.24**			
3336	NETWORKFLEET INC					
			618.17	10/08/2020	OSV000002236462	MONTHLY BILLING SEPTEMBEI
			210.47	10/08/2020	OSV000002242113	MONTHLY BILLING SEPTEMBEI
		108909	242.85	10/15/2020	OSV000002245963	MONTHLY BILLING SEPTEMBEI
			80.95	10/15/2020	OSV000002247681	MONTHLY BILLING SEPTEMBEI
	NETWORKFLEET INC Total		**1,152.44**			
3345	JOSEPH G POLLARD CO INC					
		109688	199.89	10/15/2020	0176384	TUBE ROUNDER
	JOSEPH G POLLARD CO INC Total		**199.89**			
3433	INTERSTATE POWER SYSTEMS INC					
		109826	24.72	10/15/2020	C042045876:01	ORING
	INTERSTATE POWER SYSTEMS INC Total		**24.72**			
3474	TRAVELERS INDEMNITY					

VENDOR	VENDOR NAME	PO_NUMBER	AMOUNT	DATE	INVOICE	DESCRIPTION
			27,620.00	10/15/2020	100920	WEIR CLAIM FINAL PAYOUT
	TRAVELERS INDEMNITY Total		**27,620.00**			
3505	**Michael Redmann**					
			80.00	10/15/2020	101220	PER DIEM 10-26-20 TO 10-30-20
	Michael Redmann Total		**80.00**			
3561	**ADVANCED ELEVATOR COMPANY**					
		109632	734.32	10/08/2020	48230	PARKING GARAGE-200 WALNU
		109696	1,810.00	10/15/2020	48234	ANNUAL PRESSURE TEST
	ADVANCED ELEVATOR COMPANY Total		**2,544.32**			
3597	**GEOSTAR MECHANICAL INC**					
		109743	2,097.14	10/15/2020	I34494	SERVICE REPAIR CENTURY ST
		109743	962.50	10/15/2020	I34495	SERVICE REPAIR CENTURY ST
		109705	5,272.52	10/08/2020	I34468	REPAIR POLICE STATION
		109686	2,588.53	10/08/2020	I34471	WASTE WATER REPAIR
	GEOSTAR MECHANICAL INC Total		**10,920.69**			
3720	**Megan Funk**					
			109.98	10/08/2020	100420	UNIFORMS FUNK
	Megan Funk Total		**109.98**			
3737	**ALEXANDER'S CONTRACT SERVICES**					
		108518	-1,601.00	10/15/2020	9865	RADIO'S 36,CPU BOARD,POD C
		108518	1,601.00	10/15/2020	9865-ADJ	HH435246 REPAIR AND PARTS
	ALEXANDER'S CONTRACT SERVICES Total		**0.00**			
3787	**VIKING BROS INC**					
		92	1,590.76	10/15/2020	INV_2020-577	CA 7 STONE
		92	1,913.81	10/15/2020	INV_2020-643	CA 7 STONE
		92	1,874.05	10/15/2020	INV_2020-669	CA7 STONE
	VIKING BROS INC Total		**5,378.62**			
3797	**ONE WAY SAFETY LLC**					
		109597	909.65	10/15/2020	S119812	MASK/RESPIRATOR
		109515	194.53	10/15/2020	S119813	SPECTACLE KIT
		109515	-194.53	10/15/2020	S119813	SPECTACLE KIT
	ONE WAY SAFETY LLC Total		**909.65**			
3799	**LRS HOLDINGS LLC**					

VENDOR	VENDOR NAME	PO_NUMBER	AMOUNT	DATE	INVOICE	DESCRIPTION
		108228	130.00	10/15/2020	PS339822	MONTHLY BILLING POLICE DEF
		108148	65.00	10/15/2020	PS339823	MONTHLY BILLING PUBLIC SEF
		109542	300.00	10/15/2020	PS339824	2 STD FOR CIVIL WAR EVENT
	LRS HOLDINGS LLC Total		**495.00**			
3827	**Travis Hajek**					
			61.35	10/08/2020	100520	CDL RENEWAL
	Travis Hajek Total		**61.35**			
3857	**CORRECTIVE ASPHALT MATERIALS**					
		109516	40,070.94	10/15/2020	20091N	LABOR RECLAMITE ROAD
	CORRECTIVE ASPHALT MATERIALS Total		**40,070.94**			
3860	**AMERICAN PAINTING INC**					
		109472	2,950.00	10/15/2020	269	PAINTING PARKING GARAGE
	AMERICAN PAINTING INC Total		**2,950.00**			
3867	**HOOPER CORPORATION**					
		108490	128,381.90	10/15/2020	11986-15-04	OVERHEAD CONTRACTOR SEF
	HOOPER CORPORATION Total		**128,381.90**			
3882	**CORE & MAIN LP**					
		109671	3,675.00	10/15/2020	N064460	INVENTORY ITEMS
		109665	3,318.00	10/15/2020	N064559	INVENTORY ITEMS
	CORE & MAIN LP Total		**6,993.00**			
3886	**VIA CARLITA LLC**					
		109716	47.04	10/08/2020	30602	PARTS
		108277	47.04	10/08/2020	30830	KIT
		108277	22.46	10/15/2020	30848	FILTER
		108277	62.71	10/15/2020	30922	VEH 1905 RO 64459
	VIA CARLITA LLC Total		**179.25**			
3968	**TRANSAMERICA CORPORATION**					
			5,195.78	10/09/2020	RHFP201009160321PI	Retiree Healthcare Funding Pla
	TRANSAMERICA CORPORATION Total		**5,195.78**			
3973	**HSA BANK WIRE ONLY**					
			200.00	10/09/2020	HSAF201009160321C/	Health Savings Plan - Family
			1,342.30	10/09/2020	HSAF201009160321FI	Health Savings Plan - Family
			457.70	10/09/2020	HSAF201009160321HF	Health Savings Plan - Family

VENDOR	VENDOR NAME	PO_NUMBER	AMOUNT	DATE	INVOICE	DESCRIPTION
			352.69	10/09/2020	HSAF201009160321IS	Health Savings Plan - Family
			847.31	10/09/2020	HSAF201009160321PI	Health Savings Plan - Family
			534.42	10/09/2020	HSAF201009160321PV	Health Savings Plan - Family
			175.00	10/09/2020	HSAS201009160321CA	Health Savings - Self Only
			271.16	10/09/2020	HSAS201009160321CI	Health Savings - Self Only
			633.08	10/09/2020	HSAS201009160321FI	Health Savings - Self Only
			100.00	10/09/2020	HSAS201009160321FN	Health Savings - Self Only
			634.92	10/09/2020	HSAS201009160321PI	Health Savings - Self Only
			97.69	10/09/2020	HSAS201009160321PV	Health Savings - Self Only
	HSA BANK WIRE ONLY Total		**5,646.27**			
3993	**CHARLES EQUIPMENT ENERGY**					
		107923	1,601.34	10/15/2020	8751	REPAIR QUOTE 032520
	CHARLES EQUIPMENT ENERGY Total		**1,601.34**			
4057	**COPS TESTING SERVICE INC**					
		108220	450.00	10/15/2020	106104	PRE-EMPLOYMENT PSYSCHOL
	COPS TESTING SERVICE INC Total		**450.00**			
4074	**AMAZON CAPITAL SERVICES INC**					
		108370	238.90	10/08/2020	1176-41DD-N3FK	OFFICE SUPPLIES PW
		109722	9.20	10/08/2020	11Q3-GYCV-CD7F	TAPE DISPENSER
		109800	125.67	10/08/2020	13FC-MKV6-YNFC	SIGN HOLDER
		109158	14.99	10/08/2020	16GR-49DQ-4V3N	GUAGE
		108232	102.90	10/08/2020	16GR-49DQ-WM3C	SAN DISK POLICE DEPT
		109738	12.14	10/15/2020	1YNF-CHPL-K44C	SAN DISK MEMORY CARD
		108802	60.48	10/15/2020	1CWG-JPRC-NRFK	OFFICE SUPPLIES CITY HALL
		108232	14.97	10/15/2020	1KQN-MDG6-F3JH	EXERCISE EQUIPMENT POLICE
		108186	24.99	10/15/2020	1WCC-R9Y3-739V	MOTIVATION BASED INTERVIE
		108370	12.19	10/15/2020	1X1H-KW7P-NFHD	STENO PAD
		109877	50.34	10/15/2020	1XCL-GC46-DF9H	PVC COATED TARP
		109828	75.98	10/15/2020	1Y49-HPVX-7KHW	WORK LIGHT
		109754	434.00	10/09/2020	1KD4-9663-HX1C	PLIERS
		109722	336.97	10/15/2020	11WD-HQTG-6F93	DESK MAT/STANDING DESK CC
		108370	73.36	10/15/2020	13WK-7G16-TQYL	OFFICE SUPPLIES
		109787	132.32	10/08/2020	19WX-9Q3M-GQCF	CAR DUSTERS
		108370	145.92	10/08/2020	1M3F-WJWP-HT3M	PUBLICE WORKS SUPPLIES
		108748	23.94	10/08/2020	1QV3-H4TK-4CLY	OFFICE SUPPLIES
		109738	170.11	10/08/2020	1TFP-N9RX-YP1D	DIGITAL CAMERA
		109710	11.99	10/08/2020	1Y3Y-M1M6-7K1N	LEGAL PAD CANARY

VENDOR	VENDOR NAME	PO_NUMBER	AMOUNT	DATE	INVOICE	DESCRIPTION
	AMAZON CAPITAL SERVICES INC Total		**2,071.36**			
4083	**ESCH CONSTRUCTION SUPPLY INC**					
		109266	2,625.00	10/15/2020	631217	HONDA 11 HP/DIAMOND BLADE
	ESCH CONSTRUCTION SUPPLY INC Total		**2,625.00**			
4089	**SUTTON FORD INC**					
		107485	38,372.00	10/08/2020	062220	HENDERSON UPFIT
	SUTTON FORD INC Total		**38,372.00**			
4114	**CHICAGO PARTS AND SOUND LLC**					
		109476	98.85	10/08/2020	1-0162077	INVENTORY ITEMS
	CHICAGO PARTS AND SOUND LLC Total		**98.85**			
4135	**ILLINOIS PUBLIC RISK FUND**					
			10,977.00	10/15/2020	59053	IPRF FEE-NOVEMBER 2020
	ILLINOIS PUBLIC RISK FUND Total		**10,977.00**			
4174	**UNIFIRST CORPORATION**					
		108571	260.94	10/15/2020	1514480-SEPT	FLEET UNIFORMS
	UNIFIRST CORPORATION Total		**260.94**			
4242	**MID AMERICA ENERGY SERVICES**					
		109613	5,886.60	10/08/2020	20605	WATER MAIN REPAIR-512 S 14
		109614	5,358.15	10/08/2020	20607	WATER MAIN-36W787 REDHAW
		109620	34,144.75	10/15/2020	20611	7TH AND DIVISION VAULT
	MID AMERICA ENERGY SERVICES Total		**45,389.50**			
4327	**TRANSYSTEMS CORPORATION**					
		106286	629.17	10/15/2020	3628078-09	KAUTZ ROAD AGREEMENT
		106286	1,205.78	10/15/2020	INV-0003618598	PROJECT P401190099
	TRANSYSTEMS CORPORATION Total		**1,834.95**			
4375	**RIVIERA FINANCE OF TEXAS**					
		109407	286.96	10/08/2020	90396	LAURA LAUDADIO 9-13/9-19-20
		109647	550.13	10/08/2020	90397	ANNA R HENRY 9/13/20-9/19/20
		109647	550.13	10/15/2020	90415	9/20/20/-9/26/20 HENRY
	RIVIERA FINANCE OF TEXAS Total		**1,387.22**			
4404	**GOODWAY TECHNOLOGIES CORP**					
		109216	377.31	10/15/2020	166771	BIOSPRAY

VENDOR	VENDOR NAME	PO_NUMBER	AMOUNT	DATE	INVOICE	DESCRIPTION
	GOODWAY TECHNOLOGIES CORP Total		**377.31**			
4412	**WI SCTF**					
			596.30	10/09/2020	000001244201009160З	WI Child Support Amount 1
	WI SCTF Total		**596.30**			
4417	**ELLWYN DARLENE SCHROEDER**					
		91	5,103.70	10/15/2020	3408	HAULING SERVICES
	ELLWYN DARLENE SCHROEDER Total		**5,103.70**			
4430	**P A CRIMSON FIRE**					
		108659	1,373.53	10/15/2020	19314	TESTING SERVICES
	P A CRIMSON FIRE Total		**1,373.53**			
4434	**FRANKLIN BRONZE PLAQUES INC**					
		108767	654.00	10/08/2020	29341	HISTORIC PLAQUE LIBRARY
	FRANKLIN BRONZE PLAQUES INC Total		**654.00**			
4453	**SULLIVAN ROOFING INC**					
		109537	375.00	10/15/2020	16593	ROOF REPAIR
	SULLIVAN ROOFING INC Total		**375.00**			
4460	**PUBLIC SAFETY CENTER INC**					
		109460	527.76	10/08/2020	5951019	N95 PARTICULATE RESP
	PUBLIC SAFETY CENTER INC Total		**527.76**			
4471	**VIBRANT TECHNOLOGIES INC**					
		109481	12,850.00	10/08/2020	241482	POWER SERVER TAPE DRIVE
	VIBRANT TECHNOLOGIES INC Total		**12,850.00**			
4473	**BRAD MANNING FORD INC**					
		109574	330.56	10/08/2020	127839	HC3Z-16450FA STEP AS
		109612	141.76	10/08/2020	128114	SHOCK A ONE DAY OUT
	BRAD MANNING FORD INC Total		**472.32**			
4480	**D2K TRAFFIC SAFETY INC**					
		109694	4,600.00	10/15/2020	24877	TRAFFIC CONTROL
	D2K TRAFFIC SAFETY INC Total		**4,600.00**			
4481	**DATA WEIGHING SYSTEMS INC**					
		109676	1,895.00	10/15/2020	327378	A&D MF-50

VENDOR	VENDOR NAME	PO_NUMBER	AMOUNT	DATE	INVOICE	DESCRIPTION
	DATA WEIGHING SYSTEMS INC Total		**1,895.00**			
4489	**TOWN AND COUNTRY GARDENS**					
			150.00	10/08/2020	563943/1	ELGIN FIRE WREATH
	TOWN AND COUNTRY GARDENS Total		**150.00**			
9990006	**LAKE COUNTY CLERK**					
			10.00	10/15/2020	101420MK	NOTARY RENEWAL KARNATH
	LAKE COUNTY CLERK Total		**10.00**			
9990007	**UNIVERSITY OF IL AT CHICAGO**					
		109790	180.00	10/08/2020	H0777	POLICE DEPT TESTING SERVIC
	UNIVERSITY OF IL AT CHICAGO Total		**180.00**			
9990011	**SYNY LOGISTICS INC**					
			10.00	10/15/2020	P137929	OVERPAID PARKING TKT P137
	SYNY LOGISTICS INC Total		**10.00**			
9990011	**FIVE ALARM FRONTS**					
			8,025.00	10/07/2020	3100	2% FIRE BRD PURCHASE
	FIVE ALARM FRONTS Total		**8,025.00**			
9990011	**ANGELA CHURCHILL**					
			75.00	10/15/2020	100920	MAILBOX REIMBURSEMENT
	ANGELA CHURCHILL Total		**75.00**			

VENDOR	VENDOR NAME	PO_NUMBER	AMOUNT	DATE	INVOICE	DESCRIPTION
		Grand Total:	**5,692,699.96**			

The above expenditures have been approved for payment:

Chairman, Government Operations Committee — Date

Vice Chairman, Government Operations Committee — Date

Finance Director — Date

Treasurer's Report

July 31, 2020

MONTHLY COUNCIL TREASURER'S REPORT
For The Period Ending July 31, 2020

Overview

The attached report is a summary of City financial activity from the beginning of the fiscal year through the above date. It is meant to provide adequate information in a form easily readable for members of the City Council to understand the financial status of the City. Definitions of the various report components are shown at the end of the report.

Budget Philosophy

The City budgeting philosophy is that the budget is not a static plan, but a working plan that must be routinely monitored and adjusted as new opportunities develop, prior projections do not materialize, or priorities change. Revisions are always made in the light of maintaining adequate cash surpluses, in accordance with City policies, and not making revisions that will severely hamper future years' operations.

Report Format

The report shows each fund summarized by major categories of revenues and expenditures. Year-to-date and annual projections show where we are today and where we expect to be at the end of the fiscal year. Each column provides meaningful information when compared with other columns. For instance, differences between the revised budget column and forecast column should be noted. The forecast is a calculated projection and the revised budget is a formal budget adjustment. Any material differences between the two should be investigated.

Comments

Property Taxes, Corporate Fund - Generally, we collect approximately 99% of the levy request.

Sales Tax, Corporate Fund - Sales Tax from retailers are received 90 days after the date of sale. Sales tax receipts year to date were lower than anticipated, making receipts $557,608 lower than proposed budget.

Franchise Fees, Corporate Fund - Actual receipts are $52,940 lower than the proposed budget.

Income Tax, Corporate Fund - Actual receipts are $317,480 lower than the projected year to date budget. These receipts are subject to changes in the economy and can fluctuate from projections.

Hotel Tax, Corporate Fund - Actual receipts are $541,714 lower than the proposed budget due to the stay at home order impacting the travel industry.

Intergovernmental Revenue, Corporate Fund - This line includes all Federal and State grants as well as replacement tax.

User Charges, All Funds - Revenue from user charges for the year are $93,742 higher than the projected year to date budget. These revenues can fluctuate with weather, particularly during the summer months.

Personal Services, All Funds - Personal Services are lower than the year to date budget projection for the year. This is due to the timing of new hires, vacancies and employer pension contributions.

Operating Expenses, All Funds - Operating expenses overall are lower than the budget projection for the year. This is due primarily to timing differences.

Capital Expenditures, All Funds - Capital variances are monitored by the department on a quarterly basis. Due to the nature of large expenditures, a specific date of purchase is sometimes difficult to predict.

Definitions

Reporting Periods - The report shows information for two broad reporting periods, year-to-date (YTD) and annual. Year-to-date is an indication of the status from the beginning of the fiscal year through the period being reported. Under this YTD category, three sub-categories are shown. Annual projections show the entire fiscal year and are also broken down into three categories.

Actual - The amount of money actually received or expended from the beginning of the fiscal year (May 1) through the period being

Budget - The revised budget from the beginning of the fiscal year through the period shown.

Last Year - The amount of money actually received or expended last fiscal year for the same months shown under "actual".

Original Budget - The amount originally budgeted and approved by the City Council for the fiscal year in April.

Revised Budget - This is the budget resulting from changes to the original budget. It reflects the most recent formal review and reflects the revisions approved periodically by the City Council.

Forecast - The forecast shows a projection determined by adding the amount actually received or expended to date, plus the months remaining of the revised budget after the period being reported, i.e. annual revised budget - YTD budget + actual.

Permanent Variance - A variance between the budget and forecast which will be permanent and not corrected at a later date.

Timing Variance - A variance between the budget and forecast which will be corrected at a later time during the fiscal year.

Jo Krieger, Treasurer

Balance Sheet

As of July 31, 2020

City of St. Charles, Illinois
All Fund Types and Account Groups
Combined Balance Sheet
July 31, 2020

		Governmental Funds				Proprietary Funds		Fiduciary Funds	Account Groups
	Total Memorandum Only	General Corporate	Special Revenue	Capital Projects	Debt Service	Enterprise	Internal Service	Trust	General Fixed Assets & Debt
Assets									
Cash & Investments	$ 164,877,860	$ 20,570,168	$ 4,234,485	$ 6,400,715	$ 232	$ 35,881,165	$ 13,894,981	$ 83,896,114	$ -
Restricted Cash	7,348,160	-	-	1,192,190	2,264,408	3,891,562	-	-	-
Receivables									
Property Taxes	15,380,087	13,197,458	2,124,691	22,938	-	35,000	-	-	-
Customers - Net	10,818,508	274,596	-	19,999	-	10,332,820	191,093	-	-
Interest	136,397	5,302	-	-	-	1,667	9	129,419	-
Prepaid Expenses	59,608	30,783	-	-	-	5,223	-	23,602	-
Due from Other Governments	5,019,537	4,912,862	97,797	8,878	-	-	-	-	-
Due from Other Funds	1,191,277	619,266	-	-	556,930	15,081	-	-	-
Due from Other Companies	1,040	-	-	-	-	-	1,040	-	-
Inventory	4,143,228	-	-	-	-	-	4,143,228	-	-
Deferred Charges	22,485,766	-	-	-	-	1,849,717	38,570	-	20,597,479
Advances to Other Funds	5,881,521	4,653,305	-	-	-	678,296	549,920	-	-
Other Assets	301,443	301,443	-	-	-	-	-	-	-
Capital Assets									
Land	66,761,667	-	-	-	-	2,162,294	-	-	64,599,373
Intangibles	5,091,200	-	-	-	-	647,753	-	-	4,443,447
Buildings	157,512,920	-	-	-	-	81,823,994	-	-	75,688,926
Improvements	366,664,214	-	-	-	-	208,255,432	1,264,414	-	157,144,368
Equipment	12,742,444	-	-	-	-	6,879,262	606,726	-	5,256,456
Vehicles	15,626,758	-	-	-	-	4,381,092	11,245,666	-	-
Construction in Progress	7,393,364	-	-	-	-	3,724,021	241,790	-	3,427,553
Accumulated Depreciation	(268,881,300)	-	-	-	-	(142,057,491)	(7,037,083)	-	(119,786,726)
Total Assets	$ 600,555,699	$ 44,565,183	$ 6,456,973	$ 7,644,720	$ 2,821,570	$ 218,506,888	$ 25,140,354	$ 84,049,135	$ 211,370,876

City of St. Charles, Illinois
All Fund Types and Account Groups
Combined Balance Sheet
July 31, 2020

		Governmental Funds				Proprietary Funds		Fiduciary Funds	Account Groups
	Total Memorandum Only	General Corporate	Special Revenue	Capital Projects	Debt Service	Enterprise	Internal Service	Trust	General Fixed Assets & Debt
Liabilities & Equity									
Liabilities-									
Accounts Payable	$ 6,191,536	$ 655,681	$ -	$ 62,227	$ -	$ 5,077,629	$ 395,999	$ -	$ -
Contracts Payable	27,800	-	-	5,450	-	22,350	-	-	-
Claims Payable	921,085	-	-	-	-	86,523	834,562	-	-
Accrued Salaries	950,147	749,660	-	-	-	178,082	22,405	-	-
Accrued Interest	2,141,321	-	-	-	-	612,255	-	-	1,529,066
Escrows & Deposits	1,841,344	1,323,919	-	-	-	517,425	-	-	-
Due to Other Funds	1,191,277	572,011	-	111,806	507,460	-	-	-	-
Deferred Revenue	23,703,371	13,893,097	2,124,691	22,938	-	1,987,172	14,147	-	5,661,326
Due to Other Governments	454,515	-	-	-	-	-	-	-	454,515
Advances from Other Funds	5,881,521	-	2,926,653	1,621,572	-	655,000	678,296	-	-
Accrued Compensated Absences	4,070,846	-	-	-	-	432,999	56,721	-	3,581,126
Net OPEB Obligation	4,580,001	-	-	-	-	475,421	158,242	-	3,946,338
Net Pension Liability	75,653,849	-	-	-	-	2,728,169	-	-	72,925,680
Asset Retirement Obligations	512,136	-	-	-	-	512,136	-	-	-
General Obligation Bonds	108,177,827	-	-	-	-	21,442,547	-	-	86,735,280
Revenue Bonds	4,275,000	-	-	-	-	-	-	-	4,275,000
Installment Contracts	52,352	-	-	-	-	-	-	-	52,352
IEPA Loans	37,317,306	-	-	-	-	37,317,306	-	-	-
Total Liabilities	277,943,234	17,194,368	5,051,344	1,823,993	507,460	72,045,014	2,160,372	-	179,160,683
Equity-									
Fund Balance	69,121,474	27,370,815	1,405,629	5,820,727	2,314,110	-	-	-	32,210,193
Retained Earnings	253,490,991	-	-	-	-	146,461,874	22,979,982	84,049,135	-
Total Equity	322,612,465	27,370,815	1,405,629	5,820,727	2,314,110	146,461,874	22,979,982	84,049,135	32,210,193
Total Liabilities & Equity	$ 600,555,699	$ 44,565,183	$ 6,456,973	$ 7,644,720	$ 2,821,570	$ 218,506,888	$ 25,140,354	$ 84,049,135	$ 211,370,876

Summary of Revenue and Expenditures

for the Period Ending July 31, 2020

Monthly Council Treasurer's Report
May 1, 2020 - July 31, 2020

Actual	Budget	Last Year		Original Budget	Revised Budget	Forecast
			Corporate Fund			
			Revenue			
6,945,747	6,950,485	6,866,262	Property Taxes	13,231,170	13,231,170	13,199,546
3,760,800	4,318,408	4,231,180	Sales & Use Taxes	19,181,237	19,181,237	18,623,629
-	26,601	18,917	Admission Taxes	50,000	50,000	23,399
727,697	780,637	744,312	Franchise Fees	3,663,806	3,663,806	3,610,866
75,489	617,203	678,488	Hotel Tax	2,101,863	2,101,863	1,560,149
167,500	209,031	211,618	Telecommunication Tax	728,000	728,000	686,469
432,348	473,456	500,557	Alcohol Tax	1,808,169	1,808,169	1,787,061
83,493	122,155	121,446	Local Fuel Tax	475,000	475,000	436,338
363,648	387,563	360,021	Licenses & Permits	651,750	651,750	627,835
61,442	124,241	116,619	Fines & Court Fees	497,670	497,670	434,871
865,358	1,182,838	1,178,205	State Tax Allotments	3,587,919	3,587,919	3,270,439
28,982	38,662	194,395	Intergovernmental Revenue	552,054	552,054	542,374
93,695	113,278	133,876	Reimbursement for Services	597,251	597,251	517,668
27,329	38,391	37,175	Miscellaneous Revenue	116,450	132,157	118,572
-	-	-	Sale of Property	2,000	152,000	152,000
18,698	57,015	64,510	Investment Income	195,150	195,150	171,832
53,120	53,120	-	Interfund Transfers	660,000	713,120	713,120
13,705,346	**15,493,084**	**15,457,581**	**Total Revenue**	**48,099,489**	**48,318,316**	**46,476,168**
			Expenditures			
10,909,450	11,172,064	9,404,844	Personal Services	34,409,366	34,085,768	33,825,075
211,665	203,732	251,843	Commodities	1,607,220	1,591,462	1,599,393
2,374,881	2,679,008	2,371,337	Contractual Services	10,034,374	10,035,443	9,731,320
311,617	311,617	1,517,583	Replacement Reserves	1,118,999	313,163	311,617
136,010	143,589	133,925	Other Operating Expenditures	231,495	235,940	228,361
(1,270,647)	(1,270,647)	(1,315,053)	Allocations	(5,082,588)	(5,082,588)	(5,082,588)
22,482	22,482	29,788	Capital	156,700	174,231	174,231
1,146	1,146	1,146	Debt Service Costs	4,586	4,586	4,586
768,963	768,963	1,155,846	Interfund Transfers	6,782,920	6,109,744	6,109,744
13,465,567	**14,031,954**	**13,551,259**	**Total Expenditures**	**49,263,072**	**47,467,749**	**46,901,739**

Monthly Council Treasurer's Report
May 1, 2020 - July 31, 2020

Actual	Budget	Last Year		Original Budget	Revised Budget	Forecast
			Electric Fund			
			Revenue			
18,500	19,239	19,147	Property Taxes	35,000	35,000	34,261
16,137,892	15,666,098	15,812,831	User Charges	63,363,257	63,363,257	62,405,982
207,240	127,526	174,841	Reimbursement for Services	480,500	480,500	586,564
83,163	71,822	10,619	Miscellaneous Revenue	99,700	129,700	158,196
-	-	1,400	Sale of Property	16,000	16,000	14,950
435,235	435,235	392,376	Reserves	435,235	435,235	435,235
24,423	87,501	103,823	Investment Income	350,020	350,020	286,942
-	-	1,352,471	Financing Proceeds	3,660,730	3,660,730	3,660,730
49,251	49,251	180,755	Interfund Transfers	301,664	301,664	301,664
16,955,704	**16,456,672**	**18,048,263**	**Total Revenue**	**68,742,106**	**68,772,106**	**67,884,524**
			Expenditures			
1,040,951	1,127,816	941,037	Personal Services	4,178,185	4,178,185	4,091,320
39,356	35,833	27,176	Commodities	270,946	270,946	277,970
11,930,189	12,626,266	11,705,994	Contractual Services	46,069,056	46,121,884	45,462,484
355,495	355,495	312,636	Replacement Reserves	355,495	355,495	355,495
1,126,440	1,558,065	1,192,019	Other Operating Expenditures	6,629,847	6,629,847	6,198,222
458,703	458,703	449,703	Allocations	1,834,812	1,834,812	1,834,812
391,972	391,972	612,057	Capital	7,068,730	9,702,680	9,702,680
210,966	210,966	186,025	Debt Service Costs	991,183	991,183	991,183
26,019	26,019	30,515	Interfund Transfers	422,250	422,250	422,250
15,580,091	**16,791,135**	**15,457,162**	**Total Expenditures**	**67,820,504**	**70,507,282**	**69,336,416**
			Water Fund			
			Revenue			
-	-	-	Intergovernmental Revenue	-	-	-
1,758,758	1,884,903	1,575,936	User Charges	7,600,519	7,600,519	7,474,374
3,241	12,025	5,768	Reimbursement for Services	24,050	24,050	15,266
107,924	38,710	37,946	Miscellaneous Revenue	129,100	129,100	204,313
16,060	8,913	12,960	Sale of Property	37,250	37,250	44,397
214,420	214,420	119,890	Reserves	214,420	214,420	214,420
3,985	16,072	14,097	Investment Income	83,000	83,000	70,913
-	-	2,306,039	Financing Proceeds	8,692,536	8,692,536	8,692,536
2,104,388	**2,175,043**	**4,072,636**	**Total Revenue**	**16,780,875**	**16,780,875**	**16,716,219**

Monthly Council Treasurer's Report
May 1, 2020 - July 31, 2020

Actual	Budget	Last Year		Original Budget	Revised Budget	Forecast
			Water Fund Continued			
			Expenditures			
460,519	486,735	393,800	Personal Services	1,738,328	1,720,110	1,693,894
272,112	296,086	90,792	Commodities	750,978	817,164	830,468
245,101	289,279	221,174	Contractual Services	2,027,529	2,072,696	1,966,728
175,393	175,393	80,863	Replacement Reserves	175,393	175,393	175,393
13,244	13,593	12,148	Other Operating Expenditures	63,575	63,575	63,226
339,591	339,591	332,931	Allocations	1,358,364	1,358,364	1,358,364
365,271	365,271	227,445	Capital	10,245,736	12,474,823	12,474,823
245,689	245,689	307,822	Debt Service Costs	1,361,958	1,361,958	1,361,958
8,780	8,780	10,297	Interfund Transfers	188,358	188,358	188,358
2,125,700	**2,220,417**	**1,677,272**	**Total Expenditures**	**17,910,219**	**20,232,441**	**20,113,212**
			Wastewater Fund			
			Revenue			
-	-	-	Intergovernmental Revenue	31,000	31,000	31,000
2,697,581	2,956,272	2,647,334	User Charges	11,752,200	11,752,200	11,493,509
3,795	11,122	6,743	Reimbursement for Services	31,500	31,500	24,173
123,333	25,625	35,287	Miscellaneous Revenue	113,200	113,200	210,908
287,805	287,805	344,980	Reserves	287,805	287,805	287,805
5,931	18,501	21,622	Investment Income	76,500	76,500	63,930
-	-	1,974,149	Financing Proceeds	19,891,621	19,891,621	19,891,621
-	-	-	Interfund Transfers	-	-	-
3,118,445	**3,299,325**	**5,030,115**	**Total Revenue**	**32,183,826**	**32,183,826**	**32,002,946**
			Expenditures			
652,182	657,536	512,588	Personal Services	2,553,719	2,266,719	2,261,365
110,712	113,190	83,322	Commodities	532,103	535,953	533,475
536,972	604,891	466,446	Contractual Services	2,528,323	2,588,130	2,505,710
185,681	185,681	242,856	Replacement Reserves	185,681	185,681	185,681
50,428	8,482	42,381	Other Operating Expenditures	74,162	78,271	120,217
346,008	346,008	339,219	Allocations	1,384,032	1,384,032	1,384,032
461,987	461,987	618,208	Capital	21,399,121	23,575,978	23,575,978
1,185,089	1,185,089	686,121	Debt Service Costs	3,239,162	3,239,162	3,239,162
16,704	16,704	19,590	Interfund Transfers	311,895	311,895	311,895
3,545,763	**3,579,568**	**3,010,731**	**Total Expenditures**	**32,208,198**	**34,165,821**	**34,117,515**

Monthly Council Treasurer's Report
May 1, 2020 - July 31, 2020

Actual	Budget	Last Year		Original Budget	Revised Budget	Forecast
			Refuse Fund			
			Revenue			
131,296	134,556	131,997	User Charges	536,000	536,000	532,740
-	-	-	Reimbursement for Services	-	-	-
44	-	78	Miscellaneous Revenue	7,560	7,560	7,604
234	2,423	1,680	Sale of Property	9,500	9,500	7,311
59	737	-	Investment Income	2,000	2,000	1,322
80,000	80,000	80,000	Interfund Transfers	160,000	80,000	80,000
211,633	**217,716**	**213,755**	**Total Revenue**	**715,060**	**635,060**	**628,977**
			Expenditures			
-	2,678	1,800	Commodities	6,368	6,368	3,690
47,638	47,638	45,516	Contractual Services	665,460	532,340	532,340
-	351	-	Other Operating Expenditures	1,404	1,404	1,053
27,552	27,552	27,006	Allocations	110,208	110,208	110,208
53,120	53,120	-	Interfund Transfers	-	53,120	53,120
128,310	**131,339**	**74,322**	**Total Expenditures**	**783,440**	**703,440**	**700,411**
			TIF Funds			
			Revenue			
1,033,278	963,586	808,842	Property Taxes	2,057,380	2,057,380	2,127,072
136	-	-	Investment Income	7,400	7,400	7,536
-	-	-	Interfund Transfers	-	-	-
1,033,414	**963,586**	**808,842**	**Total Revenue**	**2,064,780**	**2,064,780**	**2,134,608**
			Expenditures			
-	-	-	Contractual Services	-	-	-
314,475	314,475	400,000	Interfund Transfers	1,407,050	1,407,050	1,407,050
314,475	**314,475**	**400,000**	**Total Expenditures**	**1,407,050**	**1,407,050**	**1,407,050**
			Motor Fuel Tax Fund			
			Revenue			
280,088	230,364	200,851	State Tax Allotments	1,376,760	1,376,760	1,426,484
724,372	-	-	Intergovernmental Revenue	-	-	724,372
2,477	13,585	11,361	Investment Income	35,800	35,800	24,692
-	-	-	Interfund Transfers	-	-	-
1,006,937	**243,949**	**212,212**	**Total Revenue**	**1,412,560**	**1,412,560**	**2,175,548**

Monthly Council Treasurer's Report
May 1, 2020 - July 31, 2020

Actual	Budget	Last Year		Original Budget	Revised Budget	Forecast
			Motor Fuel Tax Fund Continued			
			Expenditures			
265,934	265,934	332,976	Capital	1,675,000	1,676,121	1,676,121
265,934	**265,934**	**332,976**	**Total Expenditures**	**1,675,000**	**1,676,121**	**1,676,121**
			Capital Project Funds			
			Revenue			
11,469	12,500	12,160	Property Taxes	25,000	25,000	23,969
8,878	39,616	41,725	State Tax Allotments	155,000	155,000	124,262
-	261,932	57,826	Intergovernmental Revenue	861,932	861,932	600,000
-	-	-	Sale of Property	50,000	50,000	50,000
311,617	406,115	287,791	Reserves	386,115	406,115	311,617
6,010	1,192	63,741	Investment Income	15,000	15,000	19,818
-	-	9,844,933	Financing Proceeds	2,376,383	2,376,383	2,376,383
1,053,824	1,053,824	33,500	Interfund Transfers	3,963,849	3,370,673	3,370,673
1,391,798	**1,775,179**	**10,341,676**	**Total Revenue**	**7,833,279**	**7,260,103**	**6,876,722**
			Expenditures			
67,272	64,374	99,066	Contractual Services	115,000	458,742	461,640
-	-	303	Other Operating Expenditures	-	-	-
368,173	368,173	5,787,013	Capital	6,626,567	8,284,079	8,284,079
-	-	81,063	Debt Service Costs	2,350	2,350	2,350
1,795,491	1,795,491	117,976	Interfund Transfers	3,368,015	3,374,015	3,374,015
2,230,936	**2,228,038**	**6,085,421**	**Total Expenditures**	**10,111,932**	**12,119,186**	**12,122,084**
			Debt Service Funds			
			Revenue			
			Property Taxes			
326,250	363,999	326,250	Sales & Use Taxes	1,100,000	1,100,000	1,062,251
73	7,247	8,714	Investment Income	25,000	25,000	17,826
1,747,357	1,747,357	1,501,633	Interfund Transfers	7,808,989	7,808,989	7,808,989
2,073,680	**2,118,603**	**1,836,597**	**Total Revenue**	**8,933,989**	**8,933,989**	**8,889,066**
			Expenditures			
-	-	-	Contractual Services	4,300	4,300	4,300
1,832,857	1,832,857	1,602,333	Debt Service Costs	8,769,987	8,769,987	8,769,987
1,832,857	**1,832,857**	**1,602,333**	**Total Expenditures**	**8,774,287**	**8,774,287**	**8,774,287**

Monthly Council Treasurer's Report
May 1, 2020 - July 31, 2020

Actual	Budget	Last Year		Original Budget	Revised Budget	Forecast
			Inventory Fund			
			Revenue			
-	-	-	Miscellaneous Revenue	-	-	-
148,708	214,203	161,025	Charges to Other Funds	960,000	960,000	894,505
466,767	657,691	524,627	Sale of Inventory	3,060,000	3,060,000	2,869,076
33,406	33,406	23,313	Reserves	33,406	33,406	33,406
56	-	-	Investment Income	-	-	56
648,937	**905,300**	**708,965**	**Total Revenue**	**4,053,406**	**4,053,406**	**3,797,043**
			Expenditures			
86,810	130,951	135,736	Personal Services	517,805	517,805	473,664
465,645	658,879	524,558	Commodities	3,116,500	3,116,500	2,923,266
11,712	14,501	12,375	Contractual Services	64,557	64,557	61,768
24,853	24,853	14,760	Replacement Reserves	24,853	24,853	24,853
295	505	426	Other Operating Expenditures	2,546	2,546	2,336
60,897	60,897	59,697	Allocations	243,588	243,588	243,588
4,940	-	989	Capital	-	-	-
655,152	**890,586**	**748,541**	**Total Expenditures**	**3,969,849**	**3,969,849**	**3,729,475**
			Motor Vehicle Replacement Fund			
			Revenue			
-	-	7,004	Miscellaneous Revenue	-	-	-
273,208	411,556	259,204	Charges to Other Funds	1,376,428	1,376,428	1,238,080
40,629	753,513	1,263,226	Reserves	753,513	753,513	40,629
3,854	-	19,906	Investment Income	2,350	2,350	6,204
-	-	-	Interfund Transfers	97,650	109,044	109,044
317,691	**1,165,069**	**1,549,340**	**Total Revenue**	**2,229,941**	**2,241,335**	**1,393,957**
			Expenditures			
182,052	185,299	155,301	Personal Services	635,405	635,405	632,158
64,609	103,222	88,914	Commodities	422,125	422,125	383,512
53,558	44,184	57,853	Contractual Services	208,415	208,415	217,789
16,342	16,342	9,147	Replacement Reserves	16,342	16,342	16,342
7,335	8,428	6,963	Other Operating Expenditures	35,786	35,786	34,693
-	-	69,345	Allocations	-	-	-
87,401	87,401	862,658	Capital	1,849,600	1,976,656	1,976,656
-	-	-	Interfund Transfers	-	-	-
411,297	**444,876**	**1,250,181**	**Total Expenditures**	**3,167,673**	**3,294,729**	**3,261,150**

Monthly Council Treasurer's Report
May 1, 2020 - July 31, 2020

Actual	Budget	Last Year		Original Budget	Revised Budget	Forecast
			Health Insurance Fund			
			Revenue			
-	-	-	Miscellaneous Revenue	-	-	-
1,195,894	1,106,774	1,085,201	Insurance Premiums	4,469,495	4,469,495	4,558,615
2,220	14,914	11,681	Investment Income	45,000	45,000	32,306
1,198,114	**1,121,688**	**1,096,882**	**Total Revenue**	**4,514,495**	**4,514,495**	**4,590,921**
			Expenditures			
590	2,253	1,727	Personal Services	37,310	37,310	35,647
-	-	(218)	Commodities	-	-	-
256,899	297,656	253,532	Contractual Services	1,033,175	1,033,175	992,418
571,860	810,849	756,287	Other Operating Expenditures	3,388,780	3,388,780	3,149,791
20,361	20,361	19,962	Allocations	81,444	81,444	81,444
-	-	-	Interfund Transfers	-	-	-
849,710	**1,131,119**	**1,031,290**	**Total Expenditures**	**4,540,709**	**4,540,709**	**4,259,300**
			WC & Liability Fund			
			Revenue			
15,867	-	-	Miscellaneous Revenue	-	-	15,867
894,041	900,000	900,116	Insurance Premiums	900,000	900,000	894,041
3,538	19,617	16,510	Investment Income	76,000	76,000	59,921
913,446	**919,617**	**916,626**	**Total Revenue**	**976,000**	**976,000**	**969,829**
			Expenditures			
224,089	238,796	221,797	Contractual Services	573,900	573,900	559,193
200,152	185,417	107,602	Other Operating Expenditures	261,000	381,934	396,669
6,606	6,606	6,477	Allocations	26,424	26,424	26,424
-	-	-	Interfund Transfers	450,000	450,000	450,000
430,847	**430,819**	**335,876**	**Total Expenditures**	**1,311,324**	**1,432,258**	**1,432,286**

Monthly Council Treasurer's Report
May 1, 2020 - July 31, 2020

Actual	Budget	Last Year		Original Budget	Revised Budget	Forecast
			Communications Fund			
			Revenue			
133,643	123,599	114,143	User Charges	530,041	530,041	540,085
12,058	12,058	12,504	Reserves	12,058	12,058	12,058
167	-	-	Investment Income	3,500	3,500	3,667
145,868	**135,657**	**126,647**	**Total Revenue**	**545,599**	**545,599**	**555,810**
			Expenditures			
25,861	16,176	24,122	Personal Services	59,080	59,080	68,765
45	2,094	492	Commodities	7,720	7,720	5,671
21,031	35,589	10,645	Contractual Services	78,708	101,671	87,113
6,543	6,543	6,989	Replacement Reserves	6,543	6,543	6,543
1,849	5,430	10,189	Other Operating Expenditures	13,798	13,798	10,217
10,929	10,929	10,713	Allocations	43,716	43,716	43,716
5,783	5,783	53,508	Capital	217,000	217,000	217,000
-	-	61,664	Interfund Transfers	61,664	61,664	61,664
72,041	**82,544**	**178,322**	**Total Expenditures**	**488,229**	**511,192**	**500,689**

Monthly Council Treasurer's Report
May 1, 2020 - July 31, 2020

Actual	Budget	Last Year		Original Budget	Revised Budget	Forecast
			All Funds			
			Revenue			
8,008,994	7,945,810	7,706,411	Property Tax	15,348,550	15,348,550	15,384,848
4,087,050	4,682,407	4,557,430	Sales & Use Tax	20,281,237	20,281,237	19,685,880
-	26,601	18,917	Admissions Tax	50,000	50,000	23,399
727,697	780,637	744,312	Franchise Fees	3,663,806	3,663,806	3,610,866
75,489	617,203	678,488	Hotel Tax	2,101,863	2,101,863	1,560,149
167,500	209,031	211,618	Telecommunication Tax	728,000	728,000	686,469
432,348	473,456	500,557	Alcohol Tax	1,808,169	1,808,169	1,787,061
83,493	122,155	121,446	Local Fuel Tax	475,000	475,000	436,338
363,648	387,563	360,021	Licenses & Permits	651,750	651,750	627,835
61,442	124,241	116,619	Fines & Court Fees	497,670	497,670	434,871
1,154,324	1,452,818	1,420,781	State Tax Allotments	5,119,679	5,119,679	4,821,185
753,354	300,594	252,221	Intergovernmental Revenue	1,444,986	1,444,986	1,897,746
20,859,170	20,765,428	20,282,241	User Charges	83,782,017	83,782,017	82,446,690
307,971	263,951	321,228	Reimbursement for Services	1,133,301	1,133,301	1,143,671
357,660	174,548	128,109	Miscellaneous Revenue	466,010	511,717	715,460
421,916	625,759	420,229	Charges to Other Funds	2,336,428	2,336,428	2,132,585
483,061	669,027	540,667	Sale Of Property	3,174,750	3,324,750	3,137,734
1,335,170	2,142,552	2,444,080	Reserves	2,122,552	2,142,552	1,335,170
2,089,935	2,006,774	1,985,317	Insurance Premiums	5,369,495	5,369,495	5,452,656
71,627	236,381	335,965	Investment Income	916,720	916,720	766,965
-	-	15,477,592	Financing Proceeds	34,621,270	34,621,270	34,621,270
2,983,552	2,983,552	1,795,888	Interfund Transfers	12,992,152	12,383,490	12,383,490
44,825,401	**46,990,488**	**60,420,137**	**Total Revenue**	**199,085,405**	**198,692,450**	**195,092,338**
			Expenditures			
13,358,415	13,778,830	11,569,155	Personal Services	44,129,198	43,500,382	43,081,888
1,164,144	1,415,714	1,068,679	Commodities	6,713,960	6,768,238	6,557,445
15,769,342	16,942,182	15,465,735	Contractual Services	63,402,797	63,795,253	62,582,803
1,075,924	1,075,924	2,184,834	Replacement Reserves	1,883,306	1,077,470	1,075,924
2,107,613	2,734,709	2,262,243	Other Operating Expenditures	10,702,393	10,831,881	10,204,785
-	-	-	Allocations	-	-	-
1,973,943	1,969,003	8,524,642	Capital	49,238,454	58,081,568	58,081,568
3,475,747	3,475,747	2,864,510	Debt Service Costs	14,369,226	14,369,226	14,369,226
2,983,552	2,983,552	1,795,888	Interfund Transfers	12,992,152	12,378,096	12,378,096
41,908,680	**44,375,661**	**45,735,686**	**Total Expenditures**	**203,431,486**	**210,802,114**	**208,331,735**

Investment Summary

July 31, 2020

City of St. Charles
Investment Portfolio Earnings Comparison

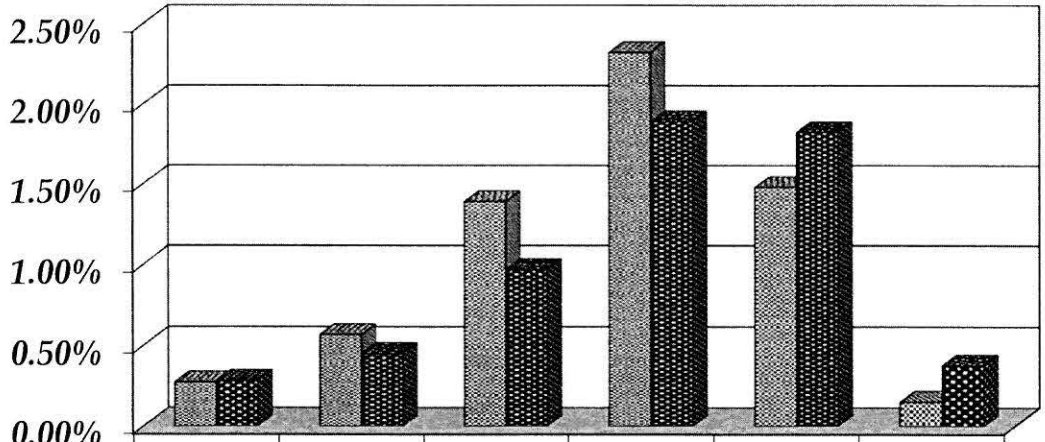

	15/16	16/17	17/18	18/19	19/20	20/21
6Month T-Bill	0.2758%	0.5683%	1.3900%	2.3225%	1.4808%	0.1533%
City's Return	0.2859%	0.4522%	0.9695%	1.8920%	1.8248%	0.3794%

The chart above displays the return on investments for the City of St. Charles portfolio by fiscal year. The Current fiscal year return is computed from May 1 to the current month end. We are comparing the City's return to the average return on the 6 month T-Bill for the same period of time. The City invests in some longer term securities in order to maximize returns. Historically, the City has proven to prevail with this type of philosophy. During sharp rises in interest rates, the City's portfolio may not seem to perform as well, but over time, when combined with the higher returns, the City still comes out ahead. This graph does not include any pension funds.

City of St. Charles
Investment Portfolio by Type - July 31, 2020

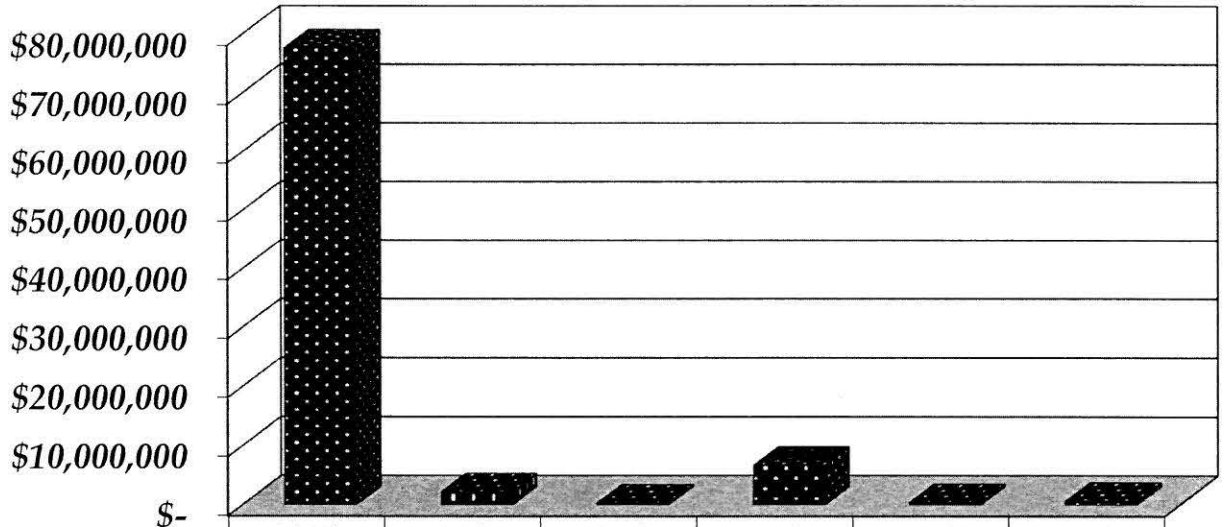

	88.1% Money Mkts	2.6% Revenue Bonds MM	0.4% T-Pool & Prime Fund	7.7% Mutual Fund (IMET)	0.5% CD's	0.8% Agencies & Bonds
Amount Invested	$77,782,069.	$2,264,408	$340,642	$6,789,875	$450,000	$702,911

The chart above displays the City of St. Charles investment portfolio by type of investment. As shown the portfolio is distributed among several investment types. US Treasuries include Treasury Bills, Treasury Notes, Zero Coupon Bonds and Treasury Bonds. The City invests in US Agencies which are government agencies such as Federal Home Loan Bank and Farm Credit Bank. These yield a higher return than treasuries and afford government protection. Money is invested in the Treasurer's Pool, IMET, Commercial Paper and Certificates of Deposit. The City tries to maintain a diversified portfolio to maximize return yet, most importantly, to preserve principal. This chart is only the City's main portfolio and bond investments. Revenue Bonds money markets are held by Amalgamated Bank in Chicago for investment for that bond issue. This chart does not include pension funds.

City of St. Charles
Investment Portfolio Composition - July 31, 2020



	0 - 180 Days	6 mo. to 1 Yr.	1 to 5 Years	Greater than 5
Amount Invested	$80,912,120	$0	$7,417,786	$0

The chart above displays the aging of the City of St. Charles investment portfolio. A portion of the City's money is invested in U.S. Agencies, the Treasurer's Pool, commercial paper, collateralized certificates of deposit, as well as IMET (the intergovernmental mutual fund). The City's portfolio is also inflated by bond proceeds which must remain short term to cover construction payouts. The City does invest in some long term securities for capital gains purposes. However, according to policy that amount does not exceed 9% of cost. Timing maturities is very important for the City. We need to allow for cash flow yet maximize return by investing in longer maturities which typically earn a higher yield. Investment maturities are "laddered" as much as possible, to allow for any unforeseen expenditure. The City does not invest funds for the police and fire pension funds, therefore they are not part of this chart.

Treasurer's Report

August 31, 2020

MONTHLY COUNCIL TREASURER'S REPORT
For The Period Ending August 31, 2020

Overview

The attached report is a summary of City financial activity from the beginning of the fiscal year through the above date. It is meant to provide adequate information in a form easily readable for members of the City Council to understand the financial status of the City. Definitions of the various report components are shown at the end of the report.

Budget Philosophy

The City budgeting philosophy is that the budget is not a static plan, but a working plan that must be routinely monitored and adjusted as new opportunities develop, prior projections do not materialize, or priorities change. Revisions are always made in the light of maintaining adequate cash surpluses, in accordance with City policies, and not making revisions that will severely hamper future years' operations.

Report Format

The report shows each fund summarized by major categories of revenues and expenditures. Year-to-date and annual projections show where we are today and where we expect to be at the end of the fiscal year. Each column provides meaningful information when compared with other columns. For instance, differences between the revised budget column and forecast column should be noted. The forecast is a calculated projection and the revised budget is a formal budget adjustment. Any material differences between the two should be investigated.

Comments

Property Taxes, Corporate Fund - Generally, we collect approximately 99% of the levy request.

Sales Tax, Corporate Fund - Sales Tax from retailers are received 90 days after the date of sale. Sales tax receipts year to date were lower than anticipated, making receipts $824,285 lower than proposed budget.

Franchise Fees, Corporate Fund - Actual receipts are $97,052 lower than the proposed budget.

Income Tax, Corporate Fund - Actual receipts are $92,962 lower than the projected year to date budget. These receipts are subject to changes in the economy and can fluctuate from projections.

Hotel Tax, Corporate Fund - Actual receipts are $728,588 lower than the proposed budget due to the stay at home order impacting the travel industry.

Intergovernmental Revenue, Corporate Fund - This line includes all Federal and State grants as well as replacement tax.

User Charges, All Funds - Revenue from user charges for the year are $707,805 lower than the projected year to date budget. These revenues can fluctuate with weather, particularly during the summer months.

Personal Services, All Funds - Personal Services are lower than the year to date budget projection for the year. This is due to the timing of new hires, vacancies and employer pension contributions.

Operating Expenses, All Funds - Operating expenses overall are lower than the budget projection for the year. This is due primarily to timing differences.

Capital Expenditures, All Funds - Capital variances are monitored by the department on a quarterly basis. Due to the nature of large expenditures, a specific date of purchase is sometimes difficult to predict.

Definitions

Reporting Periods - The report shows information for two broad reporting periods, year-to-date (YTD) and annual. Year-to-date is an indication of the status from the beginning of the fiscal year through the period being reported. Under this YTD category, three sub-categories are shown. Annual projections show the entire fiscal year and are also broken down into three categories.

Actual - The amount of money actually received or expended from the beginning of the fiscal year (May 1) through the period being

Budget - The revised budget from the beginning of the fiscal year through the period shown.

Last Year - The amount of money actually received or expended last fiscal year for the same months shown under "actual".

Original Budget - The amount originally budgeted and approved by the City Council for the fiscal year in April.

Revised Budget - This is the budget resulting from changes to the original budget. It reflects the most recent formal review and reflects the revisions approved periodically by the City Council.

Forecast - The forecast shows a projection determined by adding the amount actually received or expended to date, plus the months remaining of the revised budget after the period being reported, i.e. annual revised budget - YTD budget + actual.

Permanent Variance - A variance between the budget and forecast which will be permanent and not corrected at a later date.

Timing Variance - A variance between the budget and forecast which will be corrected at a later time during the fiscal year.

Jo Krieger, Treasurer

Balance Sheet

As of August 31, 2020

City of St. Charles, Illinois
All Fund Types and Account Groups
Combined Balance Sheet
August 31, 2020

		Governmental Funds				Proprietary Funds		Fiduciary Funds	Account Groups
	Total Memorandum Only	General Corporate	Special Revenue	Capital Projects	Debt Service	Enterprise	Internal Service	Trust	General Fixed Assets & Debt
Assets									
Cash & Investments	$ 166,973,435	$ 20,958,129	$ 3,968,171	$ 6,104,185	$ 232	$ 35,808,231	$ 13,763,558	$ 86,370,929	$ -
Restricted Cash	7,349,569	-	-	1,192,518	2,264,420	3,892,631	-	-	-
Receivables									
Property Taxes	15,380,087	13,197,458	2,124,691	22,938	-	35,000	-	-	-
Customers - Net	10,675,890	479,162	-	-	-	10,138,678	58,050	-	-
Interest	136,243	5,148	-	-	-	1,667	9	129,419	-
Prepaid Expenses	65,534	36,709	-	-	-	5,223	-	23,602	-
Due from Other Governments	5,019,537	4,912,862	97,797	8,878	-	-	-	-	-
Due from Other Funds	1,377,779	660,092	-	-	717,687	-	-	-	-
Due from Other Companies	1,142	-	-	-	-	-	1,142	-	-
Inventory	4,079,305	-	-	-	-	-	4,079,305	-	-
Deferred Charges	22,485,766	-	-	-	-	1,849,717	38,570	-	20,597,479
Advances to Other Funds	5,881,521	4,653,305	-	-	-	678,296	549,920	-	-
Other Assets	287,500	287,500	-	-	-	-	-	-	-
Capital Assets									
Land	66,761,667	-	-	-	-	2,162,294	-	-	64,599,373
Intangibles	5,091,200	-	-	-	-	647,753	-	-	4,443,447
Buildings	157,512,920	-	-	-	-	81,823,994	-	-	75,688,926
Improvements	366,664,214	-	-	-	-	208,255,432	1,264,414	-	157,144,368
Equipment	12,742,444	-	-	-	-	6,879,262	606,726	-	5,256,456
Vehicles	15,626,758	-	-	-	-	4,381,092	11,245,666	-	-
Construction in Progress	7,393,364	-	-	-	-	3,724,021	241,790	-	3,427,553
Accumulated Depreciation	(268,881,300)	-	-	-	-	(142,057,491)	(7,037,083)	-	(119,786,726)
Total Assets	$ 602,624,575	$ 45,190,365	$ 6,190,659	$ 7,328,519	$ 2,982,339	$ 218,225,800	$ 24,812,067	$ 86,523,950	$ 211,370,876

City of St. Charles, Illinois
All Fund Types and Account Groups
Combined Balance Sheet
August 31, 2020

	Total Memorandum Only	Governmental Funds				Proprietary Funds		Fiduciary Funds	Account Groups
		General Corporate	Special Revenue	Capital Projects	Debt Service	Enterprise	Internal Service	Trust	General Fixed Assets & Debt
Liabilities & Equity									
Liabilities-									
Accounts Payable	$ 5,854,717	$ 532,532	$ -	$ 684,069	$ -	$ 4,529,516	$ 108,100	$ 500	$ -
Contracts Payable	27,800	-	-	5,450	-	22,350	-	-	-
Claims Payable	921,085	-	-	-	-	86,523	834,562	-	-
Accrued Salaries	950,147	749,660	-	-	-	178,082	22,405	-	-
Accrued Interest	2,141,321	-	-	-	-	612,255	-	-	1,529,066
Escrows & Deposits	1,817,781	1,305,313	-	-	-	512,468	-	-	-
Due to Other Funds	1,377,779	717,687	-	111,806	547,649	-	637	-	-
Deferred Revenue	23,714,012	13,903,738	2,124,691	22,938	-	1,987,172	14,147	-	5,661,326
Due to Other Governments	454,515	-	-	-	-	-	-	-	454,515
Advances from Other Funds	5,881,521	-	2,926,653	1,621,572	-	655,000	678,296	-	-
Accrued Compensated Absences	4,070,846	-	-	-	-	432,999	56,721	-	3,581,126
Net OPEB Obligation	4,580,001	-	-	-	-	475,421	158,242	-	3,946,338
Net Pension Liability	75,653,849	-	-	-	-	2,728,169	-	-	72,925,680
Asset Retirement Obligations	512,136	-	-	-	-	512,136	-	-	-
General Obligation Bonds	108,177,827	-	-	-	-	21,442,547	-	-	86,735,280
Revenue Bonds	4,275,000	-	-	-	-	-	-	-	4,275,000
Installment Contracts	52,352	-	-	-	-	-	-	-	52,352
IEPA Loans	37,317,306	-	-	-	-	37,317,306	-	-	-
Total Liabilities	277,779,995	17,208,930	5,051,344	2,445,835	547,649	71,491,944	1,873,110	500	179,160,683
Equity-									
Fund Balance	68,648,317	27,981,435	1,139,315	4,882,684	2,434,690	-	-	-	32,210,193
Retained Earnings	256,196,263	-	-	-	-	146,733,856	22,938,957	86,523,450	-
Total Equity	324,844,580	27,981,435	1,139,315	4,882,684	2,434,690	146,733,856	22,938,957	86,523,450	32,210,193
Total Liabilities & Equity	$ 602,624,575	$ 45,190,365	$ 6,190,659	$ 7,328,519	$ 2,982,339	$ 218,225,800	$ 24,812,067	$ 86,523,950	$ 211,370,876

Summary of Revenue and Expenditures

for the Period Ending August 31, 2020

Monthly Council Treasurer's Report
May 1, 2020 - August 31, 2020

Actual	Budget	Last Year		Original Budget	Revised Budget	Forecast
			Corporate Fund			
			Revenue			
7,192,224	7,222,602	7,039,676	Property Taxes	13,231,170	13,231,170	13,211,310
5,185,309	6,009,594	5,888,303	Sales & Use Taxes	19,181,237	19,181,237	18,356,952
-	31,206	22,191	Admission Taxes	50,000	50,000	18,794
1,131,620	1,228,672	1,139,076	Franchise Fees	3,663,806	3,663,806	3,566,754
121,343	849,931	934,324	Hotel Tax	2,101,863	2,101,863	1,373,275
220,585	264,942	268,221	Telecommunication Tax	728,000	728,000	683,643
609,371	640,328	662,684	Alcohol Tax	1,808,169	1,808,169	1,777,212
122,854	165,530	164,569	Local Fuel Tax	475,000	475,000	432,324
367,195	427,855	401,442	Licenses & Permits	651,750	651,750	591,090
94,216	186,325	161,842	Fines & Court Fees	497,670	497,670	422,521
1,312,428	1,405,390	1,399,886	State Tax Allotments	3,587,919	3,587,919	3,494,957
302,441	240,391	296,949	Intergovernmental Revenue	552,054	552,054	614,104
129,852	170,199	178,178	Reimbursement for Services	597,251	597,251	556,905
67,040	40,739	41,067	Miscellaneous Revenue	116,450	172,888	198,553
-	199	765	Sale of Property	2,000	152,000	151,801
23,149	78,042	71,920	Investment Income	195,150	195,150	140,257
59,120	59,120	-	Interfund Transfers	660,000	719,120	719,120
16,938,747	**19,021,065**	**18,671,093**	**Total Revenue**	**48,099,489**	**48,365,047**	**46,309,572**
			Expenditures			
13,003,056	13,457,708	12,284,543	Personal Services	34,409,366	34,088,823	33,634,171
302,781	350,510	354,066	Commodities	1,607,220	1,604,744	1,557,012
3,216,775	3,846,942	3,279,100	Contractual Services	10,034,374	10,059,543	9,429,379
311,617	311,617	1,517,583	Replacement Reserves	1,118,999	313,163	311,617
142,668	154,882	142,565	Other Operating Expenditures	231,495	235,940	223,726
(1,694,196)	(1,694,196)	(1,753,404)	Allocations	(5,082,588)	(5,082,588)	(5,082,588)
22,482	22,482	58,829	Capital	156,700	174,231	174,231
1,529	1,529	1,529	Debt Service Costs	4,586	4,586	4,586
781,638	781,638	1,163,783	Interfund Transfers	6,782,920	6,120,013	6,120,013
16,088,350	**17,233,112**	**17,048,594**	**Total Expenditures**	**49,263,072**	**47,518,455**	**46,372,147**

Monthly Council Treasurer's Report
May 1, 2020 - August 31, 2020

Actual	Budget	Last Year		Original Budget	Revised Budget	Forecast
			Electric Fund			
			Revenue			
18,500	29,847	19,147	Property Taxes	35,000	35,000	34,261
21,887,408	21,986,814	21,315,012	User Charges	63,363,257	63,363,257	62,209,815
258,593	176,601	253,784	Reimbursement for Services	480,500	480,500	562,492
101,334	88,143	29,282	Miscellaneous Revenue	99,700	129,700	142,891
-	-	13,331	Sale of Property	16,000	16,000	16,000
435,235	435,235	392,376	Reserves	435,235	435,235	435,235
30,851	116,668	158,259	Investment Income	350,020	350,020	264,203
-	-	1,352,471	Financing Proceeds	3,660,730	3,660,730	3,660,730
117,974	117,974	188,691	Interfund Transfers	301,664	301,664	301,664
22,849,895	**22,951,282**	**23,722,353**	**Total Revenue**	**68,742,106**	**68,772,106**	**67,627,291**
			Expenditures			
1,341,476	1,462,409	1,385,433	Personal Services	4,178,185	4,179,153	4,058,221
50,661	63,957	40,892	Commodities	270,946	273,546	260,250
15,998,824	17,058,154	15,724,262	Contractual Services	46,069,056	46,121,008	45,282,554
355,495	355,495	312,636	Replacement Reserves	355,495	355,495	355,495
1,605,958	2,211,408	1,682,500	Other Operating Expenditures	6,629,847	6,629,847	6,024,397
611,604	611,604	599,604	Allocations	1,834,812	1,834,812	1,834,812
764,789	764,789	1,036,149	Capital	7,068,730	9,700,956	9,700,956
210,966	210,966	186,025	Debt Service Costs	991,183	991,183	991,183
26,019	26,019	30,515	Interfund Transfers	422,250	422,250	422,250
20,965,792	**22,764,801**	**20,998,016**	**Total Expenditures**	**67,820,504**	**70,508,250**	**68,930,118**
			Water Fund			
			Revenue			
2,494,320	2,780,117	2,321,928	User Charges	7,600,519	7,600,519	7,314,722
856	16,050	7,221	Reimbursement for Services	24,050	24,050	8,856
129,510	45,883	56,339	Miscellaneous Revenue	129,100	129,100	212,727
19,017	12,792	18,600	Sale of Property	37,250	37,250	43,475
214,420	214,420	119,890	Reserves	214,420	214,420	214,420
4,832	20,155	21,525	Investment Income	83,000	83,000	67,677
-	-	2,306,039	Financing Proceeds	8,692,536	8,692,536	8,692,536
2,862,955	**3,089,417**	**4,851,542**	**Total Revenue**	**16,780,875**	**16,780,875**	**16,554,413**

Monthly Council Treasurer's Report
May 1, 2020 - August 31, 2020

Actual	Budget	Last Year		Original Budget	Revised Budget	Forecast
			Water Fund Continued			
			Expenditures			
581,683	616,202	549,227	Personal Services	1,738,328	1,720,110	1,685,591
313,751	358,775	137,637	Commodities	750,978	817,163	772,140
332,707	400,040	295,355	Contractual Services	2,027,529	2,072,696	2,005,363
175,393	175,393	80,863	Replacement Reserves	175,393	175,393	175,393
18,061	21,209	18,362	Other Operating Expenditures	63,575	63,575	60,427
452,788	452,788	443,908	Allocations	1,358,364	1,358,364	1,358,364
679,189	679,189	352,408	Capital	10,245,736	12,474,823	12,474,823
419,900	419,900	482,033	Debt Service Costs	1,361,958	1,361,958	1,361,958
8,780	8,780	10,297	Interfund Transfers	188,358	188,358	188,358
2,982,252	**3,132,276**	**2,370,090**	**Total Expenditures**	**17,910,219**	**20,232,440**	**20,082,417**
			Wastewater Fund			
			Revenue			
-	-	-	Intergovernmental Revenue	31,000	31,000	31,000
3,645,722	3,976,630	3,560,467	User Charges	11,752,200	11,752,200	11,421,292
4,019	14,157	8,433	Reimbursement for Services	31,500	31,500	21,362
129,363	33,345	44,298	Miscellaneous Revenue	113,200	113,200	209,218
287,805	287,805	344,980	Reserves	287,805	287,805	287,805
7,516	25,553	40,048	Investment Income	76,500	76,500	58,463
-	-	1,974,149	Financing Proceeds	19,891,621	19,891,621	19,891,621
-	-	538,440	Interfund Transfers	-	-	-
4,074,425	**4,337,490**	**6,510,815**	**Total Revenue**	**32,183,826**	**32,183,826**	**31,920,761**
			Expenditures			
806,790	824,657	709,656	Personal Services	2,553,719	2,266,719	2,248,851
143,411	172,087	125,633	Commodities	532,103	535,953	507,278
714,671	767,813	586,444	Contractual Services	2,528,323	2,591,630	2,538,490
185,681	185,681	242,856	Replacement Reserves	185,681	185,681	185,681
52,340	63,869	85,083	Other Operating Expenditures	74,162	78,271	66,742
461,344	461,344	452,292	Allocations	1,384,032	1,384,032	1,384,032
762,944	762,944	902,204	Capital	21,399,121	23,575,978	23,575,978
1,492,187	1,492,187	993,220	Debt Service Costs	3,239,162	3,239,162	3,239,162
16,704	16,704	558,030	Interfund Transfers	311,895	311,895	311,895
4,636,072	**4,747,286**	**4,655,418**	**Total Expenditures**	**32,208,198**	**34,169,321**	**34,058,109**

Monthly Council Treasurer's Report
May 1, 2020 - August 31, 2020

Actual	Budget	Last Year		Original Budget	Revised Budget	Forecast
			Refuse Fund			
			Revenue			
175,158	179,063	175,658	User Charges	536,000	536,000	532,095
44	-	78	Miscellaneous Revenue	7,560	7,560	7,604
5,179	3,692	2,471	Sale of Property	9,500	9,500	10,987
81	737	1,116	Investment Income	2,000	2,000	1,344
80,000	80,000	80,000	Interfund Transfers	160,000	80,000	80,000
260,462	**263,492**	**259,323**	**Total Revenue**	**715,060**	**635,060**	**632,030**
			Expenditures			
-	2,678	1,800	Commodities	6,368	6,368	3,690
91,479	91,420	87,368	Contractual Services	665,460	532,340	532,399
-	468	-	Other Operating Expenditures	1,404	1,404	936
36,736	36,736	36,008	Allocations	110,208	110,208	110,208
53,120	53,120	-	Interfund Transfers	-	53,120	53,120
181,335	**184,422**	**125,176**	**Total Expenditures**	**783,440**	**703,440**	**700,353**
			TIF Funds			
			Revenue			
1,126,133	1,251,489	828,080	Property Taxes	2,057,380	2,057,380	1,932,024
212	1,222	1,861	Investment Income	7,400	7,400	6,390
1,126,345	**1,252,711**	**829,941**	**Total Revenue**	**2,064,780**	**2,064,780**	**1,938,414**
			Expenditures			
314,475	314,475	400,000	Interfund Transfers	1,407,050	1,407,050	1,407,050
314,475	**314,475**	**400,000**	**Total Expenditures**	**1,407,050**	**1,407,050**	**1,407,050**
			Motor Fuel Tax Fund			
			Revenue			
377,580	317,781	277,069	State Tax Allotments	1,376,760	1,376,760	1,436,559
724,372	-	-	Intergovernmental Revenue	-	-	724,372
3,202	17,191	14,376	Investment Income	35,800	35,800	21,811
1,105,154	**334,972**	**291,445**	**Total Revenue**	**1,412,560**	**1,412,560**	**2,182,742**

Monthly Council Treasurer's Report
May 1, 2020 - August 31, 2020

Actual	Budget	Last Year		Original Budget	Revised Budget	Forecast
			Motor Fuel Tax Fund Continued			
			Expenditures			
721,721	721,721	538,426	Capital	1,675,000	1,676,121	1,676,121
721,721	**721,721**	**538,426**	**Total Expenditures**	**1,675,000**	**1,676,121**	**1,676,121**
			Capital Project Funds			
			Revenue			
11,469	12,500	12,160	Property Taxes	25,000	25,000	23,969
8,878	51,183	53,907	State Tax Allotments	155,000	155,000	112,695
-	261,932	92,810	Intergovernmental Revenue	861,932	861,932	600,000
-	-	-	Sale of Property	50,000	50,000	50,000
311,617	406,115	287,791	Reserves	386,115	406,115	311,617
7,493	5,498	98,685	Investment Income	15,000	15,000	16,995
-	-	9,844,933	Financing Proceeds	2,376,383	2,376,383	2,376,383
1,053,824	1,053,824	33,500	Interfund Transfers	3,963,849	3,370,673	3,370,673
1,393,281	**1,791,052**	**10,423,786**	**Total Revenue**	**7,833,279**	**7,260,103**	**6,862,332**
			Expenditures			
68,026	90,374	99,066	Contractual Services	115,000	458,742	436,394
-	-	303	Other Operating Expenditures	-	-	-
1,300,945	1,300,945	7,944,876	Capital	6,626,567	8,284,079	8,284,079
-	-	81,063	Debt Service Costs	2,350	2,350	2,350
1,801,491	1,801,491	117,976	Interfund Transfers	3,368,015	3,374,015	3,374,015
3,170,462	**3,192,810**	**8,243,284**	**Total Expenditures**	**10,111,932**	**12,119,186**	**12,096,838**
			Debt Service Funds			
			Revenue			
446,818	485,332	435,000	Sales & Use Taxes	1,100,000	1,100,000	1,061,486
85	10,300	12,385	Investment Income	25,000	25,000	14,785
1,747,357	1,747,357	1,501,633	Interfund Transfers	7,808,989	7,808,989	7,808,989
2,194,260	**2,242,989**	**1,949,018**	**Total Revenue**	**8,933,989**	**8,933,989**	**8,885,260**
			Expenditures			
-	-	-	Contractual Services	4,300	4,300	4,300
1,832,857	1,832,857	1,602,333	Debt Service Costs	8,769,987	8,769,987	8,769,987
1,832,857	**1,832,857**	**1,602,333**	**Total Expenditures**	**8,774,287**	**8,774,287**	**8,774,287**

Monthly Council Treasurer's Report
May 1, 2020 - August 31, 2020

Actual	Budget	Last Year		Original Budget	Revised Budget	Forecast
			Inventory Fund			
			Revenue			
-	-	-	Miscellaneous Revenue	-	-	-
201,961	308,341	231,073	Charges to Other Funds	960,000	960,000	853,620
637,764	967,044	771,391	Sale of Inventory	3,060,000	3,060,000	2,730,720
-	-	677	Sale of Property	-	-	-
33,406	33,406	23,313	Reserves	33,406	33,406	33,406
83	-	62	Investment Income	-	-	83
873,214	**1,308,791**	**1,026,516**	**Total Revenue**	**4,053,406**	**4,053,406**	**3,617,829**
			Expenditures			
111,100	171,596	193,786	Personal Services	517,805	517,805	457,309
636,533	1,008,056	788,361	Commodities	3,116,500	3,116,500	2,744,977
15,909	19,083	17,519	Contractual Services	64,557	64,557	61,383
24,853	24,853	14,760	Replacement Reserves	24,853	24,853	24,853
474	875	729	Other Operating Expenditures	2,546	2,546	2,145
81,196	81,196	79,596	Allocations	243,588	243,588	243,588
4,940	-	989	Capital	-	-	-
875,005	**1,305,659**	**1,095,740**	**Total Expenditures**	**3,969,849**	**3,969,849**	**3,534,255**
			Motor Vehicle Replacement Fund			
			Revenue			
-	-	7,004	Miscellaneous Revenue	-	-	-
351,211	552,119	347,733	Charges to Other Funds	1,376,428	1,376,428	1,175,520
175,000	-	69,520	Sale of Property	-	-	175,000
40,629	753,513	1,263,226	Reserves	753,513	753,513	40,629
4,950	-	29,705	Investment Income	2,350	2,350	7,300
5,615	5,615	-	Interfund Transfers	97,650	107,919	107,919
577,405	**1,311,247**	**1,717,188**	**Total Revenue**	**2,229,941**	**2,240,210**	**1,506,368**
			Expenditures			
227,314	232,618	215,196	Personal Services	635,405	635,405	630,101
88,203	154,739	132,711	Commodities	422,125	422,125	355,589
67,809	74,872	100,425	Contractual Services	208,415	208,415	201,352
16,342	16,342	9,147	Replacement Reserves	16,342	16,342	16,342
9,670	11,884	9,813	Other Operating Expenditures	35,786	35,786	33,572
-	-	92,460	Allocations	-	-	-
87,401	87,401	949,603	Capital	1,849,600	1,976,656	1,976,656
-	-	-	Interfund Transfers	-	-	-
496,739	**577,856**	**1,509,355**	**Total Expenditures**	**3,167,673**	**3,294,729**	**3,213,612**

Monthly Council Treasurer's Report
May 1, 2020 - August 31, 2020

Actual	Budget	Last Year		Original Budget	Revised Budget	Forecast
			Health Insurance Fund			
			Revenue			
16	-	-	Miscellaneous Revenue	-	-	16
1,557,879	1,516,514	1,495,411	Insurance Premiums	4,469,495	4,469,495	4,510,860
2,833	19,463	15,244	Investment Income	45,000	45,000	28,370
1,560,728	**1,535,977**	**1,510,655**	**Total Revenue**	**4,514,495**	**4,514,495**	**4,539,246**
			Expenditures			
670	2,695	2,331	Personal Services	37,310	37,310	35,285
-	-	(218)	Commodities	-	-	-
392,285	378,109	323,400	Contractual Services	1,033,175	1,033,175	1,047,351
927,195	1,120,604	1,047,187	Other Operating Expenditures	3,388,780	3,388,780	3,195,371
27,148	27,148	26,616	Allocations	81,444	81,444	81,444
-	-	-	Interfund Transfers	-	-	-
1,347,298	**1,528,556**	**1,399,316**	**Total Expenditures**	**4,540,709**	**4,540,709**	**4,359,451**
			WC & Liability Fund			
			Revenue			
19,060	-	16,292	Miscellaneous Revenue	-	-	19,060
894,041	900,000	900,116	Insurance Premiums	900,000	900,000	894,041
4,519	29,636	25,805	Investment Income	76,000	76,000	50,883
917,620	**929,636**	**942,213**	**Total Revenue**	**976,000**	**976,000**	**963,984**
			Expenditures			
234,678	302,252	267,775	Contractual Services	573,900	573,900	506,326
204,376	194,417	120,735	Other Operating Expenditures	261,000	381,934	391,893
8,808	8,808	8,636	Allocations	26,424	26,424	26,424
-	-	-	Interfund Transfers	450,000	450,000	450,000
447,862	**505,477**	**397,146**	**Total Expenditures**	**1,311,324**	**1,432,258**	**1,374,643**

Monthly Council Treasurer's Report
May 1, 2020 - August 31, 2020

Actual	Budget	Last Year		Original Budget	Revised Budget	Forecast
			Communications Fund			
			Revenue			
135,810	123,599	114,143	User Charges	530,041	530,041	542,252
12,058	12,058	12,504	Reserves	12,058	12,058	12,058
219	1,618	1,642	Investment Income	3,500	3,500	2,101
148,087	**137,275**	**128,289**	**Total Revenue**	**545,599**	**545,599**	**556,411**
			Expenditures			
28,219	20,551	31,230	Personal Services	59,080	59,080	66,748
45	2,209	498	Commodities	7,720	7,720	5,556
27,128	44,720	15,108	Contractual Services	78,708	101,671	84,079
6,543	6,543	6,989	Replacement Reserves	6,543	6,543	6,543
2,212	6,293	11,598	Other Operating Expenditures	13,798	13,798	9,717
14,572	14,572	14,284	Allocations	43,716	43,716	43,716
5,783	5,783	123,007	Capital	217,000	217,000	217,000
61,664	61,664	61,664	Interfund Transfers	61,664	61,664	61,664
146,166	**162,335**	**264,378**	**Total Expenditures**	**488,229**	**511,192**	**495,023**

Monthly Council Treasurer's Report
May 1, 2020 - August 31, 2020

Actual	Budget	Last Year		Original Budget	Revised Budget	Forecast
			All Funds			
			Revenue			
8,348,326	8,516,438	7,899,063	Property Tax	15,348,550	15,348,550	15,201,564
5,632,127	6,494,926	6,323,303	Sales & Use Tax	20,281,237	20,281,237	19,418,438
-	31,206	22,191	Admissions Tax	50,000	50,000	18,794
1,131,620	1,228,672	1,139,076	Franchise Fees	3,663,806	3,663,806	3,566,754
121,343	849,931	934,324	Hotel Tax	2,101,863	2,101,863	1,373,275
220,585	264,942	268,221	Telecommunication Tax	728,000	728,000	683,643
609,371	640,328	662,684	Alcohol Tax	1,808,169	1,808,169	1,777,212
122,854	165,530	164,569	Local Fuel Tax	475,000	475,000	432,324
367,195	427,855	401,442	Licenses & Permits	651,750	651,750	591,090
94,216	186,325	161,842	Fines & Court Fees	497,670	497,670	422,521
1,698,886	1,774,354	1,730,862	State Tax Allotments	5,119,679	5,119,679	5,044,211
1,026,813	502,323	389,759	Intergovernmental Revenue	1,444,986	1,444,986	1,969,476
28,338,418	29,046,223	27,487,208	User Charges	83,782,017	83,782,017	82,020,176
393,320	377,007	447,616	Reimbursement for Services	1,133,301	1,133,301	1,149,615
446,367	208,110	194,360	Miscellaneous Revenue	466,010	552,448	790,069
553,172	860,460	578,806	Charges to Other Funds	2,336,428	2,336,428	2,029,140
836,960	983,727	876,755	Sale Of Property	3,174,750	3,324,750	3,177,983
1,335,170	2,142,552	2,444,080	Reserves	2,122,552	2,142,552	1,335,170
2,451,920	2,416,514	2,395,527	Insurance Premiums	5,369,495	5,369,495	5,404,901
90,025	326,083	492,633	Investment Income	916,720	916,720	680,662
-	-	15,477,592	Financing Proceeds	34,621,270	34,621,270	34,621,270
3,063,890	3,063,890	2,342,264	Interfund Transfers	12,992,152	12,388,365	12,388,365
56,882,578	**60,507,396**	**72,834,177**	**Total Revenue**	**199,085,405**	**198,738,056**	**194,096,653**
			Expenditures			
16,100,308	16,788,436	15,371,402	Personal Services	44,129,198	43,504,405	42,816,277
1,535,385	2,113,011	1,581,380	Commodities	6,713,960	6,784,119	6,206,492
21,160,291	23,073,779	20,795,822	Contractual Services	63,402,797	63,821,977	62,129,370
1,075,924	1,075,924	2,184,834	Replacement Reserves	1,883,306	1,077,470	1,075,924
2,962,954	3,785,909	3,118,875	Other Operating Expenditures	10,702,393	10,831,881	10,008,926
-	-	-	Allocations	-	-	-
4,350,194	4,345,254	11,906,491	Capital	49,238,454	58,079,844	58,079,844
3,957,439	3,957,439	3,346,203	Debt Service Costs	14,369,226	14,369,226	14,369,226
3,063,890	3,063,890	2,342,265	Interfund Transfers	12,992,152	12,388,365	12,388,365
54,206,385	**58,203,642**	**60,647,272**	**Total Expenditures**	**203,431,486**	**210,857,287**	**207,074,424**

Investment Summary

August 31, 2020

City of St. Charles
Investment Portfolio Earnings Comparison



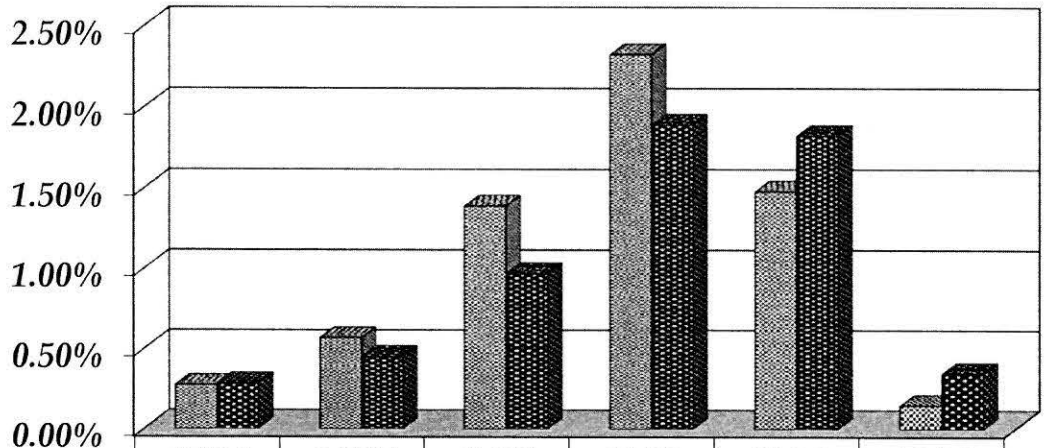

	15/16	16/17	17/18	18/19	19/20	20/21
6Month T-Bill	0.2758%	0.5683%	1.3900%	2.3225%	1.4808%	0.1475%
City's Return	0.2859%	0.4522%	0.9695%	1.8920%	1.8248%	0.3483%

The chart above displays the return on investments for the City of St. Charles portfolio by fiscal year. The Current fiscal year return is computed from May 1 to the current month end. We are comparing the City's return to the average return on the 6 month T-Bill for the same period of time. The City invests in some longer term securities in order to maximize returns. Historically, the City has proven to prevail with this type of philosophy. During sharp rises in interest rates, the City's portfolio may not seem to perform as well, but over time, when combined with the higher returns, the City still comes out ahead. This graph does not include any pension funds.

City of St. Charles
Investment Portfolio by Type - August 31, 2020

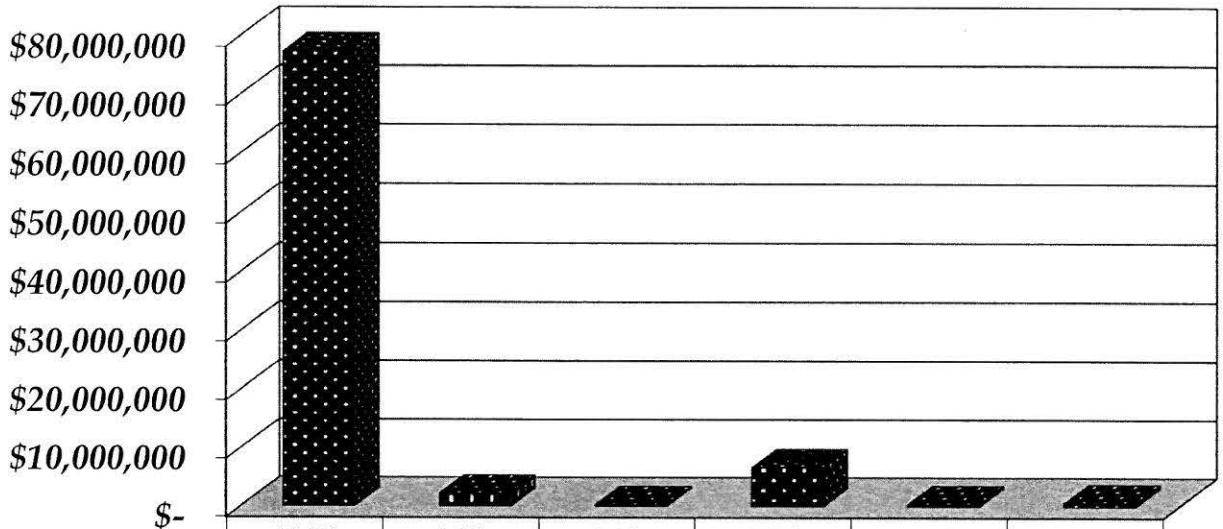

	88.0% Money Mkts	2.6% Revenue Bonds MM	0.4% T-Pool & Prime Fund	7.7% Mutual Fund (IMET)	0.5% CD's	0.8% Agencies & Bonds
Amount Invested	$77,404,237.	$2,264,420	$340,689	$6,789,875	$450,000	$702,855

The chart above displays the City of St. Charles investment portfolio by type of investment. As shown the portfolio is distributed among several investment types. US Treasuries include Treasury Bills, Treasury Notes, Zero Coupon Bonds and Treasury Bonds. The City invests in US Agencies which are government agencies such as Federal Home Loan Bank and Farm Credit Bank. These yield a higher return than treasuries and afford government protection. Money is invested in the Treasurer's Pool, IMET, Commercial Paper and Certificates of Deposit. The City tries to maintain a diversified portfolio to maximize return yet, most importantly, to preserve principal. This chart is only the City's main portfolio and bond investments. Revenue Bonds money markets are held by Amalgamated Bank in Chicago for investment for that bond issue. This chart does not include pension funds.

City of St. Charles
Investment Portfolio Composition - August 31, 2020

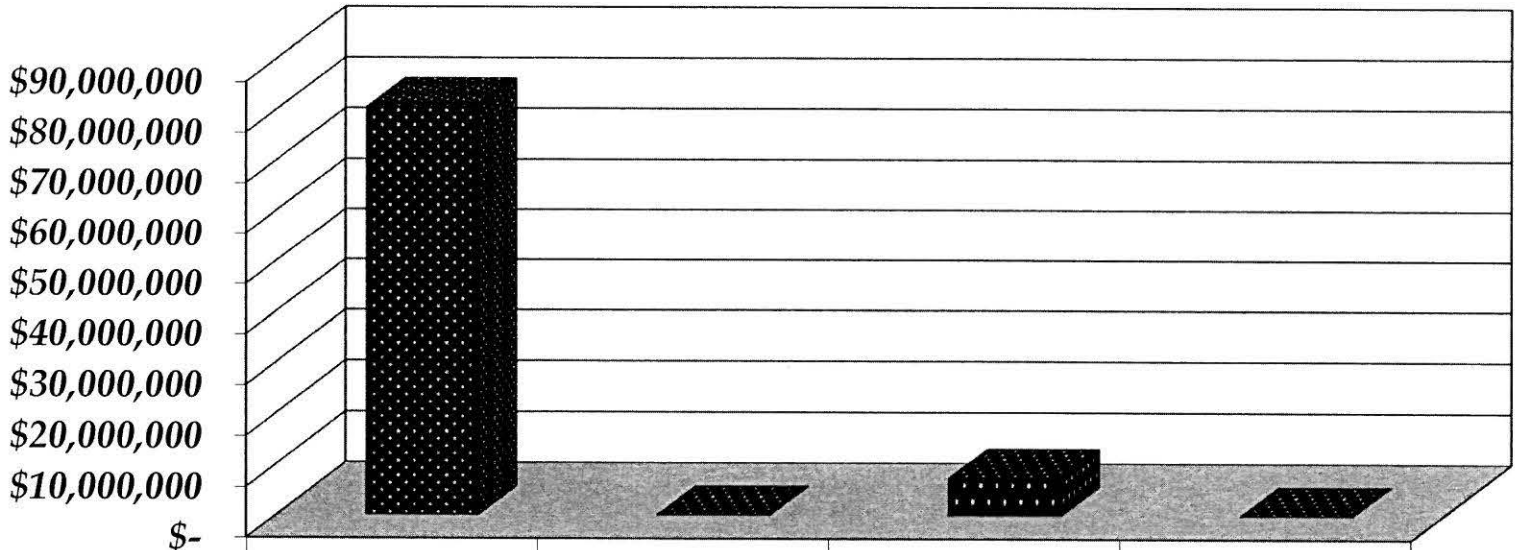

	0 - 180 Days	6 mo. to 1 Yr.	1 to 5 Years	Greater than 5
Amount Invested	$80,534,345	$0	$7,417,730	$0

The chart above displays the aging of the City of St. Charles investment portfolio. A portion of the City's money is invested in U.S. Agencies, the Treasurer's Pool, commercial paper, collateralized certificates of deposit, as well as IMET (the intergovernmental mutual fund). The City's portfolio is also inflated by bond proceeds which must remain short term to cover construction payouts. The City does invest in some long term securities for capital gains purposes. However, according to policy that amount does not exceed 9% of cost. Timing maturities is very important for the City. We need to allow for cash flow yet maximize return by investing in longer maturities which typically earn a higher yield. Investment maturities are "laddered" as much as possible, to allow for any unforeseen expenditure. The City does not invest funds for the police and fire pension funds, therefore they are not part of this chart.

Treasurer's Report

September 30, 2020

MONTHLY COUNCIL TREASURER'S REPORT
For The Period Ending September 30, 2020

Overview

The attached report is a summary of City financial activity from the beginning of the fiscal year through the above date. It is meant to provide adequate information in a form easily readable for members of the City Council to understand the financial status of the City. Definitions of the various report components are shown at the end of the report.

Budget Philosophy

The City budgeting philosophy is that the budget is not a static plan, but a working plan that must be routinely monitored and adjusted as new opportunities develop, prior projections do not materialize, or priorities change. Revisions are always made in the light of maintaining adequate cash surpluses, in accordance with City policies, and not making revisions that will severely hamper future years' operations.

Report Format

The report shows each fund summarized by major categories of revenues and expenditures. Year-to-date and annual projections show where we are today and where we expect to be at the end of the fiscal year. Each column provides meaningful information when compared with other columns. For instance, differences between the revised budget column and forecast column should be noted. The forecast is a calculated projection and the revised budget is a formal budget adjustment. Any material differences between the two should be investigated.

Comments

Property Taxes, Corporate Fund - Generally, we collect approximately 99% of the levy request.

Sales Tax, Corporate Fund - Sales Tax from retailers are received 90 days after the date of sale. Sales tax receipts year to date were lower than anticipated, making receipts $834,167 lower than proposed budget.

Franchise Fees, Corporate Fund - Actual receipts are $69,769 lower than the proposed budget.

Income Tax, Corporate Fund - Actual receipts are $36,617 lower than the projected year to date budget. These receipts are subject to changes in the economy and can fluctuate from projections.

Hotel Tax, Corporate Fund - Actual receipts are $882,929 lower than the proposed budget due to the stay at home order impacting the travel industry.

Intergovernmental Revenue, Corporate Fund - This line includes all Federal and State grants as well as replacement tax.

User Charges, All Funds - Revenue from user charges for the year are $1,762,900 lower than the projected year to date budget. These revenues can fluctuate with weather, particularly during the summer months.

Personal Services, All Funds - Personal Services are lower than the year to date budget projection for the year. This is due to the timing of new hires, vacancies and employer pension contributions.

Operating Expenses, All Funds - Operating expenses overall are lower than the budget projection for the year. This is due primarily to timing differences.

Capital Expenditures, All Funds - Capital variances are monitored by the department on a quarterly basis. Due to the nature of large expenditures, a specific date of purchase is sometimes difficult to predict.

Definitions

Reporting Periods - The report shows information for two broad reporting periods, year-to-date (YTD) and annual. Year-to-date is an indication of the status from the beginning of the fiscal year through the period being reported. Under this YTD category, three sub-categories are shown. Annual projections show the entire fiscal year and are also broken down into three categories.

Actual - The amount of money actually received or expended from the beginning of the fiscal year (May 1) through the period being

Budget - The revised budget from the beginning of the fiscal year through the period shown.

Last Year - The amount of money actually received or expended last fiscal year for the same months shown under "actual".

Original Budget - The amount originally budgeted and approved by the City Council for the fiscal year in April.

Revised Budget - This is the budget resulting from changes to the original budget. It reflects the most recent formal review and reflects the revisions approved periodically by the City Council.

Forecast - The forecast shows a projection determined by adding the amount actually received or expended to date, plus the months remaining of the revised budget after the period being reported, i.e. annual revised budget - YTD budget + actual.

Permanent Variance - A variance between the budget and forecast which will be permanent and not corrected at a later date.

Timing Variance - A variance between the budget and forecast which will be corrected at a later time during the fiscal year.

Jo Krieger, Treasurer

Balance Sheet

As of September 30, 2020

City of St. Charles, Illinois
All Fund Types and Account Groups
Combined Balance Sheet
September 30, 2020

		Governmental Funds				Proprietary Funds		Fiduciary Funds	Account Groups
	Total Memorandum Only	General Corporate	Special Revenue	Capital Projects	Debt Service	Enterprise	Internal Service	Trust	General Fixed Assets & Debt
Assets									
Cash & Investments	$ 173,957,666	$ 24,774,233	$ 5,029,757	$ 5,618,923	$ 232	$ 37,808,920	$ 13,882,902	$ 86,842,699	$ -
Restricted Cash	19,171,338	-	-	4,165,626	2,264,432	12,741,280	-	-	-
Receivables									
Property Taxes	15,380,087	13,197,458	2,124,691	22,938	-	35,000	-	-	-
Customers - Net	9,447,852	237,096	-	-	-	9,156,196	54,560	-	-
Interest	133,822	4,394	-	-	-	-	9	129,419	-
Prepaid Expenses	108,109	79,284	-	-	-	5,223	-	23,602	-
Due from Other Governments	5,019,537	4,912,862	97,797	8,878	-	-	-	-	-
Due from Other Funds	1,584,007	701,660	-	-	880,961	-	1,386	-	-
Due from Other Companies	1,579	-	-	-	-	-	1,579	-	-
Inventory	3,917,836	-	-	-	-	-	3,917,836	-	-
Deferred Charges	22,504,884	-	-	-	-	1,889,106	38,570	-	20,577,208
Advances to Other Funds	5,881,521	4,653,305	-	-	-	678,296	549,920	-	-
Other Assets	268,489	268,489	-	-	-	-	-	-	-
Capital Assets									
Land	66,761,667	-	-	-	-	2,162,294	-	-	64,599,373
Intangibles	5,091,200	-	-	-	-	647,753	-	-	4,443,447
Buildings	157,512,920	-	-	-	-	81,823,994	-	-	75,688,926
Improvements	366,664,214	-	-	-	-	208,255,432	1,264,414	-	157,144,368
Equipment	12,742,444	-	-	-	-	6,879,262	606,726	-	5,256,456
Vehicles	15,626,758	-	-	-	-	4,381,092	11,245,666	-	-
Construction in Progress	7,393,364	-	-	-	-	3,724,021	241,790	-	3,427,553
Accumulated Depreciation	(268,881,300)	-	-	-	-	(142,057,491)	(7,037,083)	-	(119,786,726)
Total Assets	$ 620,287,994	$ 48,828,781	$ 7,252,245	$ 9,816,365	$ 3,145,625	$ 228,130,378	$ 24,768,275	$ 86,995,720	$ 211,350,605

City of St. Charles, Illinois
All Fund Types and Account Groups
Combined Balance Sheet
September 30, 2020

		Governmental Funds				Proprietary Funds		Fiduciary Funds	Account Groups
	Total Memorandum Only	General Corporate	Special Revenue	Capital Projects	Debt Service	Enterprise	Internal Service	Trust	General Fixed Assets & Debt
Liabilities & Equity									
Liabilities-									
Accounts Payable	$ 5,728,297	$ 524,708	$ 839,506	$ 109,418	$ -	$ 4,119,799	$ 134,866	$ -	$ -
Contracts Payable	27,800	-	-	5,450	-	22,350	-	-	-
Claims Payable	921,085	-	-	-	-	86,523	834,562	-	-
Accrued Salaries	950,147	749,660	-	-	-	178,082	22,405	-	-
Accrued Interest	2,141,321	-	-	-	-	612,255	-	-	1,529,066
Escrows & Deposits	1,822,529	1,318,444	-	-	-	504,085	-	-	-
Due to Other Funds	1,584,006	882,347	-	111,806	588,467	-	1,386	-	-
Deferred Revenue	23,068,832	13,894,607	2,124,691	22,938	-	1,987,172	14,147	-	5,025,277
Due to Other Governments	454,515	-	-	-	-	-	-	-	454,515
Advances from Other Funds	5,881,521	-	2,926,653	1,621,572	-	655,000	678,296	-	-
Accrued Compensated Absences	4,070,846	-	-	-	-	432,999	56,721	-	3,581,126
Net OPEB Obligation	4,580,001	-	-	-	-	475,421	158,242	-	3,946,338
Net Pension Liability	75,653,849	-	-	-	-	2,728,169	-	-	72,925,680
Asset Retirement Obligations	512,136	-	-	-	-	512,136	-	-	-
General Obligation Bonds	111,471,249	-	-	-	-	21,560,053	-	-	89,911,196
Revenue Bonds	4,275,000	-	-	-	-	-	-	-	4,275,000
Installment Contracts	52,352	-	-	-	-	-	-	-	52,352
IEPA Loans	37,317,306	-	-	-	-	37,317,306	-	-	-
Total Liabilities	280,512,792	17,369,766	5,890,850	1,871,184	588,467	71,191,350	1,900,625	-	181,700,550
Equity-									
Fund Balance	72,972,804	31,459,015	1,361,395	7,945,181	2,557,158	-	-	-	29,650,055
Retained Earnings	266,802,398	-	-	-	-	156,939,028	22,867,650	86,995,720	-
Total Equity	339,775,202	31,459,015	1,361,395	7,945,181	2,557,158	156,939,028	22,867,650	86,995,720	29,650,055
Total Liabilities & Equity	$ 620,287,994	$ 48,828,781	$ 7,252,245	$ 9,816,365	$ 3,145,625	$ 228,130,378	$ 24,768,275	$ 86,995,720	$ 211,350,605

Summary of Revenue and Expenditures

for the Period Ending September 30, 2020

Monthly Council Treasurer's Report
May 1, 2020 - September 30, 2020

Actual	Budget	Last Year		Original Budget	Revised Budget	Forecast
			Corporate Fund			
			Revenue			
12,889,177	12,890,735	10,294,253	Property Taxes	13,231,170	13,231,170	13,229,612
6,844,150	7,678,317	7,523,444	Sales & Use Taxes	19,181,237	19,181,237	18,347,070
2,223	36,311	25,822	Admission Taxes	50,000	50,000	15,912
1,431,968	1,501,737	1,400,920	Franchise Fees	3,663,806	3,663,806	3,594,037
197,753	1,080,682	1,187,987	Hotel Tax	2,101,863	2,101,863	1,218,934
276,166	320,790	324,760	Telecommunication Tax	728,000	728,000	683,376
741,216	802,217	841,389	Alcohol Tax	1,808,169	1,808,169	1,747,168
162,063	203,911	202,728	Local Fuel Tax	475,000	475,000	433,152
403,274	461,976	441,835	Licenses & Permits	651,750	651,750	593,048
122,551	217,827	205,126	Fines & Court Fees	497,670	497,670	402,394
1,565,743	1,602,360	1,596,084	State Tax Allotments	3,587,919	3,587,919	3,551,302
306,435	242,589	298,187	Intergovernmental Revenue	552,054	552,054	615,900
191,300	254,615	242,925	Reimbursement for Services	597,251	640,971	577,656
67,646	95,234	51,851	Miscellaneous Revenue	116,450	182,562	154,974
-	215	828	Sale of Property	2,000	152,000	151,785
30,437	93,612	92,128	Investment Income	195,150	195,150	131,975
59,120	59,120	-	Interfund Transfers	660,000	719,120	719,120
25,291,222	**27,542,248**	**24,730,267**	**Total Revenue**	**48,099,489**	**48,418,441**	**46,167,415**
			Expenditures			
17,410,974	18,045,618	15,568,658	Personal Services	34,409,366	34,085,742	33,451,098
366,733	473,098	448,871	Commodities	1,607,220	1,605,094	1,498,729
3,981,707	4,639,528	3,905,769	Contractual Services	10,034,374	10,120,994	9,463,173
311,617	313,163	1,517,583	Replacement Reserves	1,118,999	313,163	311,617
150,086	166,595	151,185	Other Operating Expenditures	231,495	235,940	219,431
(2,117,745)	(2,117,745)	(2,191,755)	Allocations	(5,082,588)	(5,082,588)	(5,082,588)
45,578	45,578	67,288	Capital	156,700	182,780	182,780
1,911	1,911	1,911	Debt Service Costs	4,586	4,586	4,586
812,384	812,384	1,532,408	Interfund Transfers	6,782,920	6,121,138	6,121,138
20,963,245	**22,380,130**	**21,001,918**	**Total Expenditures**	**49,263,072**	**47,586,849**	**46,169,964**

Monthly Council Treasurer's Report
May 1, 2020 - September 30, 2020

Actual	Budget	Last Year		Original Budget	Revised Budget	Forecast
			Electric Fund			
			Revenue			
35,000	35,000	24,275	Property Taxes	35,000	35,000	35,000
26,973,206	28,142,059	26,154,965	User Charges	63,363,257	63,363,257	62,194,404
262,660	212,851	307,193	Reimbursement for Services	480,500	480,500	530,309
103,869	89,734	41,927	Miscellaneous Revenue	99,700	129,700	143,835
-	1,050	13,331	Sale of Property	16,000	16,000	14,950
435,235	435,235	392,376	Reserves	435,235	435,235	435,235
38,170	145,835	198,747	Investment Income	350,020	350,020	242,355
3,713,617	3,713,617	1,352,471	Financing Proceeds	3,660,730	3,713,617	3,713,617
137,326	137,326	217,205	Interfund Transfers	301,664	301,664	301,664
31,699,083	**32,912,707**	**28,702,490**	**Total Revenue**	**68,742,106**	**68,824,993**	**67,611,369**
			Expenditures			
1,652,001	1,788,210	1,676,423	Personal Services	4,178,185	4,178,653	4,042,444
68,956	81,372	66,601	Commodities	270,946	289,046	276,630
19,331,376	20,847,281	19,468,291	Contractual Services	46,069,056	46,162,707	44,646,802
355,495	355,495	312,636	Replacement Reserves	355,495	355,495	355,495
2,115,571	2,837,023	2,150,800	Other Operating Expenditures	6,629,847	6,629,847	5,908,395
764,505	764,505	749,505	Allocations	1,834,812	1,834,812	1,834,812
1,064,985	1,064,985	1,458,475	Capital	7,068,730	9,685,456	9,685,456
258,992	258,992	186,025	Debt Service Costs	991,183	1,039,209	1,039,209
26,019	26,019	30,515	Interfund Transfers	422,250	422,250	422,250
25,637,900	**28,023,882**	**26,099,271**	**Total Expenditures**	**67,820,504**	**70,597,475**	**68,211,493**
			Water Fund			
			Revenue			
3,371,738	3,604,265	3,008,882	User Charges	7,600,519	7,600,519	7,367,992
931	20,050	9,334	Reimbursement for Services	24,050	24,050	4,931
141,345	53,072	65,345	Miscellaneous Revenue	129,100	129,100	217,373
26,751	14,718	21,400	Sale of Property	37,250	37,250	49,283
214,420	214,420	119,890	Reserves	214,420	214,420	214,420
9,800	34,782	38,032	Investment Income	83,000	83,000	58,018
3,451,504	3,451,504	2,306,039	Financing Proceeds	8,692,536	8,742,614	8,742,614
7,216,489	**7,392,811**	**5,568,922**	**Total Revenue**	**16,780,875**	**16,830,953**	**16,654,631**

Monthly Council Treasurer's Report
May 1, 2020 - September 30, 2020

Actual	Budget	Last Year		Original Budget	Revised Budget	Forecast
			Water Fund Continued			
			Expenditures			
713,629	746,408	649,957	Personal Services	1,738,328	1,720,110	1,687,331
362,698	436,209	190,056	Commodities	750,978	892,163	818,652
500,870	574,813	369,773	Contractual Services	2,027,529	2,107,067	2,033,124
175,393	175,393	80,863	Replacement Reserves	175,393	175,393	175,393
24,229	29,416	24,690	Other Operating Expenditures	63,575	63,575	58,388
565,985	565,985	554,885	Allocations	1,358,364	1,358,364	1,358,364
935,425	935,425	392,551	Capital	10,245,736	12,474,823	12,474,823
576,060	576,060	597,883	Debt Service Costs	1,361,958	1,402,268	1,402,268
8,780	8,780	10,297	Interfund Transfers	188,358	188,358	188,358
3,863,069	**4,048,489**	**2,870,955**	**Total Expenditures**	**17,910,219**	**20,382,121**	**20,196,701**
			Wastewater Fund			
			Revenue			
-	-	-	Intergovernmental Revenue	31,000	31,000	31,000
4,639,207	5,008,029	4,483,362	User Charges	11,752,200	11,752,200	11,383,378
4,096	17,137	10,907	Reimbursement for Services	31,500	31,500	18,459
158,410	41,065	53,309	Miscellaneous Revenue	113,200	113,200	230,545
-	-	40,550	Sale of Property	-	-	-
287,805	287,805	344,980	Reserves	287,805	287,805	287,805
9,681	32,140	51,403	Investment Income	76,500	76,500	54,041
2,460,177	2,460,177	1,974,149	Financing Proceeds	19,891,621	20,648,177	19,891,621
-	-	538,440	Interfund Transfers	-	-	-
7,559,376	**7,846,353**	**7,497,100**	**Total Revenue**	**32,183,826**	**32,940,382**	**31,896,849**
			Expenditures			
970,084	998,558	847,285	Personal Services	2,553,719	2,266,719	2,238,245
177,098	209,474	153,729	Commodities	532,103	535,953	503,577
894,159	1,006,083	755,219	Contractual Services	2,528,323	2,618,430	2,506,506
185,681	185,681	242,856	Replacement Reserves	185,681	185,681	185,681
54,055	65,900	86,938	Other Operating Expenditures	74,162	78,271	66,426
576,680	576,680	565,365	Allocations	1,384,032	1,384,032	1,384,032
1,205,874	1,205,874	978,809	Capital	21,399,121	23,575,978	23,575,978
1,519,986	1,519,986	993,220	Debt Service Costs	3,239,162	3,266,961	3,266,961
16,704	16,704	558,030	Interfund Transfers	311,895	311,895	311,895
5,600,321	**5,784,940**	**5,181,451**	**Total Expenditures**	**32,208,198**	**34,223,920**	**34,039,301**

Monthly Council Treasurer's Report
May 1, 2020 - September 30, 2020

Actual	Budget	Last Year		Original Budget	Revised Budget	Forecast
			Refuse Fund			
			Revenue			
218,904	223,813	219,557	User Charges	536,000	536,000	531,091
44	-	78	Miscellaneous Revenue	7,560	7,560	7,604
5,269	4,799	3,223	Sale of Property	9,500	9,500	9,970
104	1,032	1,564	Investment Income	2,000	2,000	1,072
80,000	80,000	80,000	Interfund Transfers	160,000	80,000	80,000
304,321	**309,644**	**304,422**	**Total Revenue**	**715,060**	**635,060**	**629,737**
			Expenditures			
-	2,678	1,800	Commodities	6,368	6,368	3,690
91,479	113,311	93,070	Contractual Services	665,460	532,340	510,508
-	585	-	Other Operating Expenditures	1,404	1,404	819
45,920	45,920	45,010	Allocations	110,208	110,208	110,208
53,120	53,120	-	Interfund Transfers	-	53,120	53,120
190,519	**215,614**	**139,880**	**Total Expenditures**	**783,440**	**703,440**	**678,345**
			TIF Funds			
			Revenue			
2,074,175	1,991,173	1,041,810	Property Taxes	2,057,380	2,057,380	2,140,382
313	2,217	2,979	Investment Income	7,400	7,400	5,496
2,074,488	**1,993,390**	**1,044,789**	**Total Revenue**	**2,064,780**	**2,064,780**	**2,145,878**
			Expenditures			
314,475	314,475	400,000	Interfund Transfers	1,407,050	1,407,050	1,407,050
314,475	**314,475**	**400,000**	**Total Expenditures**	**1,407,050**	**1,407,050**	**1,407,050**
			Motor Fuel Tax Fund			
			Revenue			
491,344	443,544	386,720	State Tax Allotments	1,376,760	1,376,760	1,424,560
724,372	-	-	Intergovernmental Revenue	-	-	724,372
3,849	20,464	17,113	Investment Income	35,800	35,800	19,185
1,219,565	**464,008**	**403,833**	**Total Revenue**	**1,412,560**	**1,412,560**	**2,168,117**

Monthly Council Treasurer's Report
May 1, 2020 - September 30, 2020

Actual	Budget	Last Year		Original Budget	Revised Budget	Forecast
			Motor Fuel Tax Fund Continued			
			Expenditures			
1,554,670	1,554,670	538,426	Capital	1,675,000	1,676,121	1,676,121
1,554,670	**1,554,670**	**538,426**	**Total Expenditures**	**1,675,000**	**1,676,121**	**1,676,121**
			Capital Project Funds			
			Revenue			
22,938	13,197	12,838	Property Taxes	25,000	25,000	34,741
22,976	62,933	66,282	State Tax Allotments	155,000	155,000	115,043
-	361,932	92,810	Intergovernmental Revenue	861,932	861,932	500,000
-	-	12,192	Reimbursement for Services	-	-	-
-	-	-	Sale of Property	50,000	50,000	50,000
311,617	406,115	287,791	Reserves	386,115	406,115	311,617
9,765	7,650	120,388	Investment Income	15,000	15,000	17,115
3,188,253	3,188,253	9,844,933	Financing Proceeds	2,376,383	3,188,253	3,188,253
1,053,824	1,053,824	373,611	Interfund Transfers	3,963,849	3,370,673	3,370,673
4,609,373	**5,093,904**	**10,810,845**	**Total Revenue**	**7,833,279**	**8,071,973**	**7,587,442**
			Expenditures			
107,759	119,669	111,266	Contractual Services	115,000	479,543	467,543
-	-	407	Other Operating Expenditures	-	-	-
1,388,586	1,388,586	11,040,612	Capital	6,626,567	8,284,079	8,284,079
26,220	26,220	81,063	Debt Service Costs	2,350	28,570	28,570
1,801,491	1,801,491	117,976	Interfund Transfers	3,368,015	3,374,015	3,374,015
3,324,056	**3,335,966**	**11,351,324**	**Total Expenditures**	**10,111,932**	**12,166,207**	**12,154,207**
			Debt Service Funds			
			Revenue			
569,273	606,665	543,750	Sales & Use Taxes	1,100,000	1,100,000	1,062,608
96	13,047	15,688	Investment Income	25,000	25,000	12,049
432,187	432,187	-	Financing Proceeds	-	432,187	432,187
1,747,357	1,747,357	1,501,633	Interfund Transfers	7,808,989	7,808,989	7,808,989
2,748,913	**2,799,256**	**2,061,071**	**Total Revenue**	**8,933,989**	**9,366,176**	**9,315,833**
			Expenditures			
4,165	-	-	Contractual Services	4,300	4,300	8,465
2,260,879	2,260,879	1,602,333	Debt Service Costs	8,769,987	9,198,009	9,198,009
2,265,044	**2,260,879**	**1,602,333**	**Total Expenditures**	**8,774,287**	**9,202,309**	**9,206,474**

Monthly Council Treasurer's Report
May 1, 2020 - September 30, 2020

Actual	Budget	Last Year		Original Budget	Revised Budget	Forecast
			Inventory Fund			
			Revenue			
274,042	399,568	299,014	Charges to Other Funds	960,000	960,000	834,474
897,096	1,265,174	1,009,204	Sale of Inventory	3,060,000	3,060,000	2,691,922
-	-	677	Sale of Property	-	-	-
33,406	33,406	23,313	Reserves	33,406	33,406	33,406
89	-	140	Investment Income	-	-	89
1,204,633	**1,698,148**	**1,332,348**	**Total Revenue**	**4,053,406**	**4,053,406**	**3,559,891**
			Expenditures			
140,436	212,405	234,551	Personal Services	517,805	517,805	445,836
897,089	1,307,568	1,025,611	Commodities	3,116,500	3,116,500	2,706,021
18,510	21,933	20,401	Contractual Services	64,557	64,557	61,134
24,853	24,853	14,760	Replacement Reserves	24,853	24,853	24,853
575	1,432	1,183	Other Operating Expenditures	2,546	2,546	1,689
101,495	101,495	99,495	Allocations	243,588	243,588	243,588
4,940	-	989	Capital	-	-	-
1,187,898	**1,669,686**	**1,396,990**	**Total Expenditures**	**3,969,849**	**3,969,849**	**3,483,121**
			Motor Vehicle Replacement Fund			
			Revenue			
-	-	7,004	Miscellaneous Revenue	-	-	-
462,788	635,621	400,324	Charges to Other Funds	1,376,428	1,376,428	1,203,595
175,000	-	69,520	Sale of Property	-	-	175,000
40,629	753,513	1,263,226	Reserves	753,513	753,513	40,629
6,009	-	36,579	Investment Income	2,350	2,350	8,359
17,009	17,009	-	Interfund Transfers	97,650	109,044	109,044
701,435	**1,406,143**	**1,776,653**	**Total Revenue**	**2,229,941**	**2,241,335**	**1,536,627**
			Expenditures			
273,026	279,921	256,968	Personal Services	635,405	635,405	628,510
117,781	185,075	158,570	Commodities	422,125	422,125	354,831
102,489	85,721	114,923	Contractual Services	208,415	208,415	225,183
16,342	16,342	9,147	Replacement Reserves	16,342	16,342	16,342
12,207	13,692	11,317	Other Operating Expenditures	35,786	35,786	34,301
-	-	115,575	Allocations	-	-	-
122,030	122,030	960,797	Capital	1,849,600	1,976,656	1,976,656
643,875	**702,781**	**1,627,297**	**Total Expenditures**	**3,167,673**	**3,294,729**	**3,235,823**

Monthly Council Treasurer's Report
May 1, 2020 - September 30, 2020

Actual	Budget	Last Year		Original Budget	Revised Budget	Forecast
			Health Insurance Fund			
			Revenue			
16	-	-	Miscellaneous Revenue	-	-	16
1,937,863	1,868,081	1,841,883	Insurance Premiums	4,469,495	4,469,495	4,539,277
3,450	23,741	18,594	Investment Income	45,000	45,000	24,709
1,941,329	**1,891,822**	**1,860,477**	**Total Revenue**	**4,514,495**	**4,514,495**	**4,564,002**
			Expenditures			
2,270	5,841	4,708	Personal Services	37,310	37,310	33,739
-	-	(218)	Commodities	-	-	-
423,970	456,775	390,836	Contractual Services	1,033,175	1,033,175	1,000,370
1,286,363	1,379,045	1,288,246	Other Operating Expenditures	3,388,780	3,388,780	3,296,098
33,935	33,935	33,270	Allocations	81,444	81,444	81,444
-	-	-	Interfund Transfers	-	-	-
1,746,538	**1,875,596**	**1,716,842**	**Total Expenditures**	**4,540,709**	**4,540,709**	**4,411,651**
			WC & Liability Fund			
			Revenue			
19,070	-	25,994	Miscellaneous Revenue	-	-	19,070
894,041	900,000	900,116	Insurance Premiums	900,000	900,000	894,041
5,487	36,025	31,731	Investment Income	76,000	76,000	45,462
918,598	**936,025**	**957,841**	**Total Revenue**	**976,000**	**976,000**	**958,573**
			Expenditures			
248,084	320,073	287,178	Contractual Services	573,900	573,900	501,911
209,765	197,161	353,813	Other Operating Expenditures	261,000	381,934	394,538
11,010	11,010	10,795	Allocations	26,424	26,424	26,424
-	-	-	Interfund Transfers	450,000	450,000	450,000
468,859	**528,244**	**651,786**	**Total Expenditures**	**1,311,324**	**1,432,258**	**1,372,873**

Monthly Council Treasurer's Report
May 1, 2020 - September 30, 2020

Actual	Budget	Last Year		Original Budget	Revised Budget	Forecast
			Communications Fund			
			Revenue			
135,810	123,599	114,143	User Charges	530,041	530,041	542,252
12,058	12,058	12,504	Reserves	12,058	12,058	12,058
267	2,122	2,153	Investment Income	3,500	3,500	1,645
148,135	**137,779**	**128,800**	**Total Revenue**	**545,599**	**545,599**	**555,955**
			Expenditures			
30,745	25,701	36,831	Personal Services	59,080	59,080	64,124
45	2,761	693	Commodities	7,720	7,720	5,004
30,897	67,983	24,088	Contractual Services	78,708	101,671	64,585
6,543	6,543	6,989	Replacement Reserves	6,543	6,543	6,543
5,706	9,435	17,762	Other Operating Expenditures	13,798	13,798	10,069
18,215	18,215	17,855	Allocations	43,716	43,716	43,716
20,469	20,469	161,841	Capital	217,000	217,000	217,000
61,664	61,664	61,664	Interfund Transfers	61,664	61,664	61,664
174,284	**212,771**	**327,723**	**Total Expenditures**	**488,229**	**511,192**	**472,705**

Monthly Council Treasurer's Report
May 1, 2020 - September 30, 2020

Actual	Budget	Last Year		Original Budget	Revised Budget	Forecast
			All Funds			
			Revenue			
15,021,290	14,930,105	11,373,176	Property Tax	15,348,550	15,348,550	15,439,735
7,413,423	8,284,982	8,067,194	Sales & Use Tax	20,281,237	20,281,237	19,409,678
2,223	36,311	25,822	Admissions Tax	50,000	50,000	15,912
1,431,968	1,501,737	1,400,920	Franchise Fees	3,663,806	3,663,806	3,594,037
197,753	1,080,682	1,187,987	Hotel Tax	2,101,863	2,101,863	1,218,934
276,166	320,790	324,760	Telecommunication Tax	728,000	728,000	683,376
741,216	802,217	841,389	Alcohol Tax	1,808,169	1,808,169	1,747,168
162,063	203,911	202,728	Local Fuel Tax	475,000	475,000	433,152
403,274	461,976	441,835	Licenses & Permits	651,750	651,750	593,048
122,551	217,827	205,126	Fines & Court Fees	497,670	497,670	402,394
2,080,063	2,108,837	2,049,086	State Tax Allotments	5,119,679	5,119,679	5,090,905
1,030,807	604,521	390,997	Intergovernmental Revenue	1,444,986	1,444,986	1,871,272
35,338,865	37,101,765	33,980,909	User Charges	83,782,017	83,782,017	82,019,117
458,987	504,653	582,551	Reimbursement for Services	1,133,301	1,177,021	1,131,355
490,400	279,105	245,508	Miscellaneous Revenue	466,010	562,122	773,417
736,830	1,035,189	699,338	Charges to Other Funds	2,336,428	2,336,428	2,038,069
1,104,116	1,285,956	1,158,733	Sale Of Property	3,174,750	3,324,750	3,142,910
1,335,170	2,142,552	2,444,080	Reserves	2,122,552	2,142,552	1,335,170
2,831,904	2,768,081	2,741,999	Insurance Premiums	5,369,495	5,369,495	5,433,318
117,517	412,667	627,239	Investment Income	916,720	916,720	621,570
13,245,738	13,245,738	15,477,592	Financing Proceeds	34,621,270	36,724,848	35,968,292
3,094,636	3,094,636	2,710,889	Interfund Transfers	12,992,152	12,389,490	12,389,490
87,636,960	**92,424,238**	**87,179,858**	**Total Revenue**	**199,085,405**	**200,896,153**	**195,352,319**
			Expenditures			
21,193,165	22,102,662	19,275,381	Personal Services	44,129,198	43,500,824	42,591,327
1,990,400	2,698,235	2,045,713	Commodities	6,713,960	6,874,969	6,167,134
25,735,465	28,253,170	25,540,814	Contractual Services	63,402,797	64,007,099	61,489,304
1,075,924	1,077,470	2,184,834	Replacement Reserves	1,883,306	1,077,470	1,075,924
3,858,557	4,700,284	4,086,341	Other Operating Expenditures	10,702,393	10,831,881	9,990,154
-	-	-	Allocations	-	-	-
6,342,557	6,337,617	15,599,788	Capital	49,238,454	58,072,893	58,072,893
4,644,048	4,644,048	3,462,435	Debt Service Costs	14,369,226	14,939,603	14,939,603
3,094,636	3,094,636	2,710,890	Interfund Transfers	12,992,152	12,389,490	12,389,490
67,934,752	**72,908,122**	**74,906,196**	**Total Expenditures**	**203,431,486**	**211,694,229**	**206,715,829**

Investment Summary

September 30, 2020



City of St. Charles
Investment Portfolio Earnings Comparison

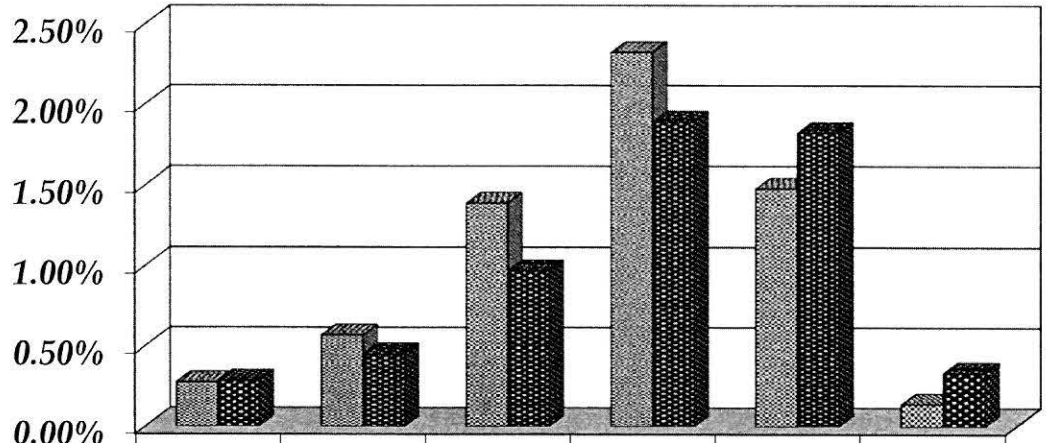

	15/16	16/17	17/18	18/19	19/20	20/21
6Month T-Bill	0.2758%	0.5683%	1.3900%	2.3225%	1.4808%	0.1400%
City's Return	0.2859%	0.4522%	0.9695%	1.8920%	1.8248%	0.3373%

The chart above displays the return on investments for the City of St. Charles portfolio by fiscal year. The Current fiscal year return is computed from May 1 to the current month end. We are comparing the City's return to the average return on the 6 month T-Bill for the same period of time. The City invests in some longer term securities in order to maximize returns. Historically, the City has proven to prevail with this type of philosophy. During sharp rises in interest rates, the City's portfolio may not seem to perform as well, but over time, when combined with the higher returns, the City still comes out ahead. This graph does not include any pension funds.

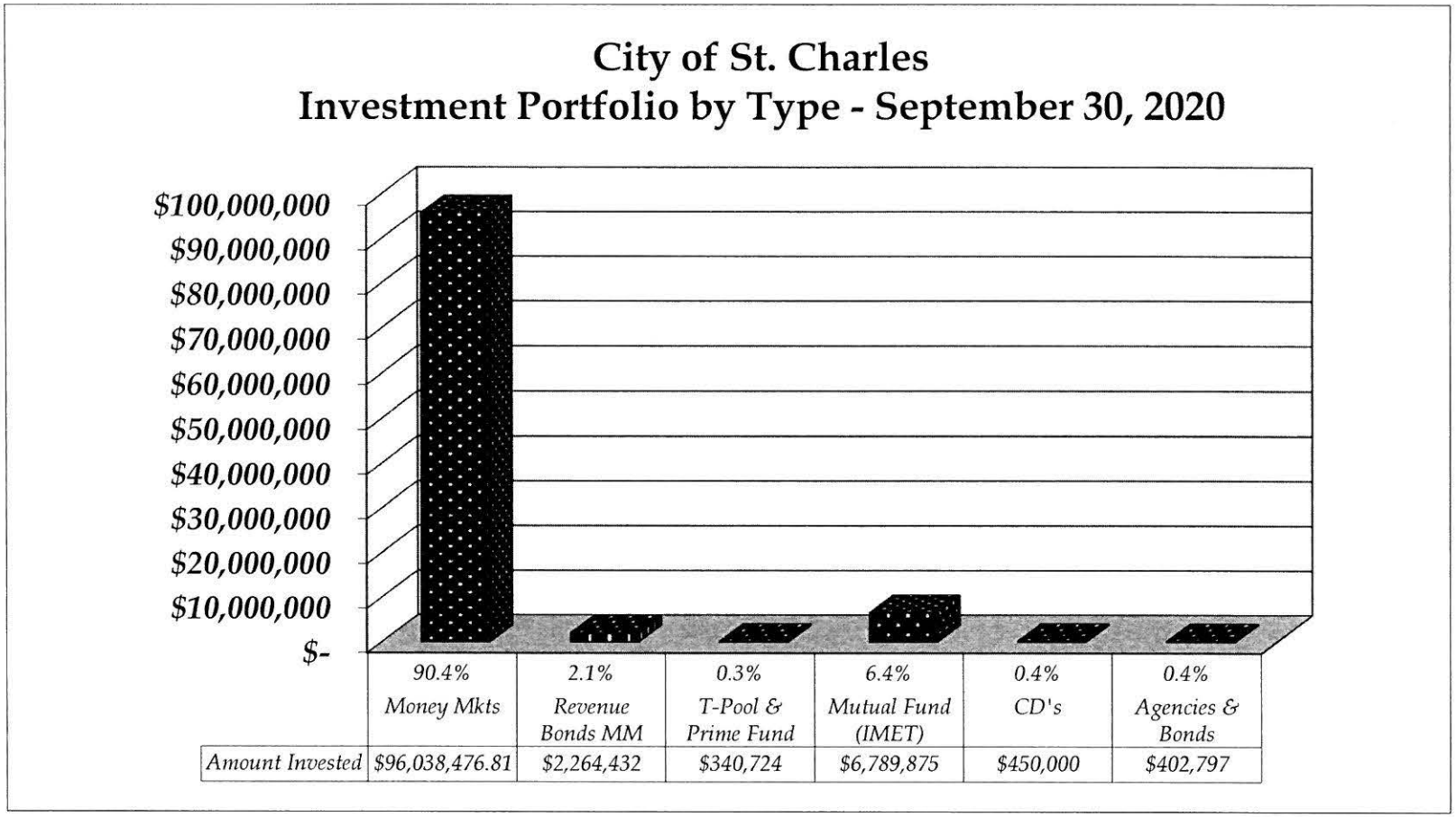

The chart above displays the City of St. Charles investment portfolio by type of investment. As shown the portfolio is distributed among several investment types. US Treasuries include Treasury Bills, Treasury Notes, Zero Coupon Bonds and Treasury Bonds. The City invests in US Agencies which are government agencies such as Federal Home Loan Bank and Farm Credit Bank. These yield a higher return than treasuries and afford government protection. Money is invested in the Treasurer's Pool, IMET, Commercial Paper and Certificates of Deposit. The City tries to maintain a diversified portfolio to maximize return yet, most importantly, to preserve principal. This chart is only the City's main portfolio and bond investments. Revenue Bonds money markets are held by Amalgamated Bank in Chicago for investment for that bond issue. This chart does not include pension funds.

City of St. Charles
Investment Portfolio Composition - September 30, 2020



	0 - 180 Days	6 mo. to 1 Yr.	1 to 5 Years	Greater than 5
Amount Invested	$98,868,632	$0	$7,417,673	$0

The chart above displays the aging of the City of St. Charles investment portfolio. A portion of the City's money is invested in U.S. Agencies, the Treasurer's Pool, commercial paper, collateralized certificates of deposit, as well as IMET (the intergovernmental mutual fund). The City's portfolio is also inflated by bond proceeds which must remain short term to cover construction payouts. The City does invest in some long term securities for capital gains purposes. However, according to policy that amount does not exceed 9% of cost. Timing maturities is very important for the City. We need to allow for cash flow yet maximize return by investing in longer maturities which typically earn a higher yield. Investment maturities are "laddered" as much as possible, to allow for any unforeseen expenditure. The City does not invest funds for the police and fire pension funds, therefore they are not part of this chart.

CITY OF ST. CHARLES ILLINOIS • 1834	**AGENDA ITEM EXECUTIVE SUMMARY**	Agenda Item Number: IA
	Title:	Recommendation to approve an Ordinance Confirming and Extending a Declared State of Emergency within the City of St. Charles Due to the COVID-19 Pandemic until the next regularly scheduled City Council Meeting (November 16, 2020)
	Presenter:	Mark Koenen, City Administrator

Meeting: City Council **Date**: November 2, 2020

Proposed Cost: $	Budgeted Amount: $	Not Budgeted: ☐

Executive Summary (*if not budgeted please explain*)**:**

As result of the recent COVID-19 pandemic and the anticipated future impacts of this world crisis, the City Council of St. Charles recognizes the potential disruption to City operations that will likely be caused by this public health emergency in the near future. The Illinois Municipal Code, 65 ILCS 5/11-1-6, provides for the declaration of a state of emergency and the grant of extraordinary authority to the Mayor by the corporate authorities; and the Illinois Emergency Management Agency Act, 20 ILCS 3305/11, further provides for emergency local disaster declaration by the principal executive officer or his or her interim emergency successor.

It is the policy of the City of St. Charles that the City will be prepared to address any emergencies and, therefore, pursuant to Section 5/11-1-6 of the Illinois Municipal Code, Section 20 ILCS 3305/11 of the Illinois Emergency Management Agency Act and Sections 2.34, entitled "Civil Emergency," and 2.36, entitled "Emergency Management Agency of the Code of the City," it is necessary and appropriate to establish standards for the determination of whether a state of emergency exists authorizing the Mayor to exercise extraordinary power and authority, by executive order, during the possible state of emergency, to ensure that the effects are mitigated and minimized and that residents and visitors in the City remain safe and secure.

On March 18, the City Council approved Ordinance 2020-M-11 Establishing Temporary Executive Powers Pursuant to 65 ILCS 5/11-1-6, 20 ILCS 3305/11 and Sections 2.34 and 2.36 of the City of St. Charles Code.

On April 6, 2020 the City Council approved Ordinance 2020-M-12 Confirming and Extending a Declared State of Emergency Within the City of St. Charles Due to the COVID-19 Pandemic.

City Council subsequently passed the following Ordinances confirming and extending the declared state of emergency within the City due to the COVID-19 pandemic.

Ordinance date	Ordinance number	Expiration date
April 27, 2020	2020-M-15	May 30, 2020
May 28, 2020	2020-M-22	June 15, 2020
June 15, 2020	2020-M-24	July 20,2020
July 20, 2020	2020-M-27	August, 3,2020
August, 3,2020	2020-M-28	August 17, 2020
August 17, 2020	2020-M-31	September 8, 2020
September 8, 2020	2020-M-35	September 21, 2020
September 21, 2020	2020-M-37	October 5, 2020
October 5, 2020	2020-M-38	October 19, 2020
October 19, 2020	2020-M-46	November 2, 2020

Attachments (*please list*)**:**

Ordinance
Executive Order No 8

Recommendation/Suggested Action (*briefly explain*)**:**

Recommendation to approve an Ordinance Confirming and Extending a Declared State of Emergency within the City of St. Charles Due to the COVID-19 Pandemic until the next regularly scheduled City Council Meeting (November 16, 2020)

City of St. Charles, Illinois
Ordinance No. 2020-M-

An Ordinance Confirming and Extending a Declared State of Emergency within the City of St. Charles Due to the COVID-19 Pandemic

WHEREAS, the City of St. Charles ("City") has a population of more than 25,000 persons and is, therefore, a home rule unit under subsection (a) of Section 6 of Article VII of the Illinois Constitution of 1970; and

WHEREAS, subject to said Section, a home rule unit may exercise any power and perform any function pertaining to its government and affairs for the protection of the public health, safety, morals, and welfare; and

WHEREAS, on March 9, 2020, the Governor of the State of Illinois issued a Gubernatorial Disaster Proclamation declaring a state of emergency throughout the State of Illinois as a result of the COVID-19 pandemic; and

WHEREAS, on March 18, 2020, the City passed Ordinance No. 2020-M-11, establishing temporary executive powers and the Mayor of the City declared a state of emergency within the City pursuant to 65 ILCS 5/11-1-6, 20 ILCS 3305/11 and Sections 2.34 and 2.36 of the City Code of the City; and

WHEREAS, on April 27, 2020, the City passed Ordinance No. 2020-M-15, confirming and extending to and until May 30, 2020 a declared state of emergency within the City due to the COVID-19 pandemic; and

WHEREAS, on May 28, 2020 the City passed Ordinance No. 2020-M-22, confirming and extending to and until June 15, 2020 a declared state of emergency within the City due to the COVID-19 Pandemic.

WHEREAS, on June 15, 2020 the City passed Ordinance No. 2020-M-24, confirming and extending to and until July 20, 2020 a declared state of emergency within the City due to the COVID-19 Pandemic.

WHEREAS, on July 20, 2020 the City passed Ordinance No. 2020-M-27, confirming and extending to and until, August 3, 2020 a declared state of emergency within the City due to the COVID-19 Pandemic.

WHEREAS, on August 3, 2020 the City passed Ordinance No. 2020-M-28, confirming and extending to and until, August 17, 2020 a declared state of emergency within the City due to the COVID-19 Pandemic.

WHEREAS, on August 17, 2020 the City passed Ordinance No. 2020-M-31, confirming and extending to and until, September 8, 2020 a declared state of emergency within the City due to the COVID-19 Pandemic.

WHEREAS, on September 8, 2020 the City passed Ordinance No. 2020-M-35, confirming and extending to and until, September 21, 2020 a declared state of emergency within the City due to the COVID-19 Pandemic.

WHEREAS, on September 21, 2020 the City passed Ordinance No. 2020-M-37, confirming and extending to and until, October 5, 2020 a declared state of emergency within the City due to the COVID-19 Pandemic.

WHEREAS, on October 5, 2020 the City passed Ordinance No. 2020-M-38, confirming and extending to and until, October 19, 2020 a declared state of emergency within the City due to the COVID-19 Pandemic.

WHEREAS, on October 19, 2020 the City passed Ordinance No. 2020-M-38, confirming and extending to and until, November 2, 2020 a declared state of emergency within the City due to the COVID-19 Pandemic.

WHEREAS, while the City is currently responding to this COVID-19 pandemic, it is deemed necessary and in the interest of the people of the City, in accordance with the City's responsibility to ensure public health and safety and pursuant to the authority vested in the City pursuant to the Illinois Constitution, including Article VII, Section 6 of the 1970 Illinois Constitution, the laws of the State of Illinois, including Section 11 of the Illinois Emergency Management Agency Act, 20 ILCS 3305/11, Sections 11-1-6, 11-20-5, 8-10-5 and 10-3-6, among others, of the Illinois Municipal Code and Sections 2.34 and 2.36 of the Code of the City, to consent to the declaration that an emergency exists within and a disaster exists in the City and renew and continue the emergency powers of the Mayor.

NOW, THEREFORE, BE IT ORDAINED BY THE CITY COUNCIL OF THE CITY OF ST. CHARLES, KANE AND DUPAGE COUNTIES, ILLINOIS, AS FOLLOWS:

1. RECITALS. The facts and statements contained in the preambles to this Ordinance are found to be true and correct and are hereby adopted as part of this Ordinance.

2. DECLARATION OF AN EMERGENCY AND DISASTER. It is hereby determined that it is advisable, necessary and in the best interest of the City that the findings, determination and declaration of the Mayor on March 18, 2020, as extended, that a state of emergency and a disaster exists in the City due to the coronavirus disease (COVID-19) outbreak continues to exist and that the actions taken by the Mayor resulting from and in furtherance of that declaration, including but not limited to COVID-19 Executive Order No. 8, for reopening of First Street to vehicle traffic, be and are hereby ratified and affirmed.

3. EXECUTIVE ORDER. The Mayor shall be and is hereby authorized and directed to continue to exercise by executive order the extraordinary emergency powers and authority as conferred and as may be reasonably necessary to respond to the emergency during the time that this state of emergency exists.

4. DURATION. This Ordinance shall remain in effect until the next regularly City Council meeting, provided that the Ordinance shall immediately cease to be effective upon a declaration by the Governor or the Mayor that the state of emergency related to the COVID-19 pandemic no longer exists.

5. AUTHORITY TO EXECUTE AND ENFORCE. The officials, officers, employees and agents of the City are authorized to take such actions and execute such documents as are necessary to carry out the purpose and intent of this Ordinance. The Mayor, police officers, and all other officers and employees of the City shall enforce the rules and regulations so adopted and orders issued by the Mayor pursuant to this Ordinance.

6. NOTICE. Upon issuing the proclamation herein authorized, the City Clerk shall notify the news media situated within the City, and shall cause copies of the proclamation declaring the existence of the emergency to be posted at the following places within the City: City Hall and the police station.

7. SEVERABILITY. If any provision of this Ordinance, or the application of any provision of this Ordinance, is held unconstitutional or otherwise invalid, such occurrence shall not affect other provisions of this Ordinance, or their application, that can be given effect without the unconstitutional or invalid provision or its application. Each unconstitutional or invalid provision, or application of such provision, is severable, unless otherwise provided by this Ordinance.

8. REPEALER. All ordinances or parts of ordinances in conflict with the provisions of this Ordinance are hereby repealed to the extent of the conflict.

PRESENTED to the City Council of the City of St. Charles, Illinois, this 2nd day of November, 2020.

PASSED by the City Council of the City of St. Charles, Illinois, this 2nd day of November, 2020.

APPROVED by the Mayor of the City of St. Charles, Illinois, this 2nd day of November, 2020.

_____
Raymond P. Rogina, Mayor

ATTEST:

_____
City Clerk

COUNCIL VOTE:
Ayes:
Nays:
Absent:
Abstain:

City of St. Charles, Illinois

Office of the Mayor
St. Charles, Illinois

October 22, 2020 Executive Order 2020-8

EXECUTIVE ORDER IN RESPONSE TO COVID-19 REOPENING OF 1ST STREET (COVID-19 EXECUTIVE ORDER NO. 8)

WHEREAS, the City of St. Charles passed an ordinance closing 1st Street to vehicle traffic on June 29, 2020 until October 31, 2020, and

WHEREAS, and the City Council passed an additional ordinance on October 19, 2020 extending the closure for 1st Street until November 30, 2020, and

WHEREAS, the Governor of Illinois, J.B. Pritzker, announced on October 20, 2020 that Region 8 of the Restore Illinois Plan will undergo Tier 1 enhanced mitigations of the recommended Illinois Department of Public Health Actions to Combat a Resurgence of COVID-19, and

WHEREAS, Tier 1 mitigations include but are not limited to prohibiting indoor dining service in all restaurants and bars, and

WHEREAS, with restaurants and bars closing indoor dining, curbside and pickup service will increase, and

WHEREAS, outdoor dining will decrease due to the weather projections for the months of October and November, limiting the demand for the public to enjoy the closed 1st Street area in the form of a temporary plaza.

THEREFORE, I, Raymond Rogina, Mayor of Saint Charles, Illinois do hereby proclaim and declare that a state of City-wide emergency is in existence, and that the same will continue into the indefinite future, without limitation, pursuant to the emergency powers granted to me under 20 ILCS 3305, 65 ILCS 5/11-1-6 and Section 2.34.030 of the City Code.

It is hereby declared that the City of St. Charles will open 1st Street for vehicle travel effective as of 2:00 p.m. on Friday, October 23, 2020.

If any provision of the Executive Order or its application to any person or circumstance is held invalid by any court of competent jurisdiction, this invalidity does not affect any other provision or application of this Executive Order, which can be given

effect without the invalid provision or application. To achieve this purpose, the provisions of this Executive Order are declared to be severable.

This Executive Order will be filed with the City of St. Charles Clerk as soon as practicable.

Raymond P. Rogina, Mayor

Issued by the Mayor of St. Charles on October 22, 2020.

Filed with the City Clerk on October 22, 2020.

ST. CHARLES SINCE 1834	**AGENDA ITEM EXECUTIVE SUMMARY**	Agenda Item number: IB
	Title:	**Motion to Approve the Preliminary Estimate of 2020 Property Tax Levy in the amount of $23,905,487**
	Presenter:	Chris Minick, Finance Director

Meeting: City Council	Date: November 2, 2020	
Proposed Cost: $-0-	Budgeted Amount: $ N/A	Not Budgeted: ☐

Executive Summary (*if not budgeted please explain*)**:**

The City needs to prepare a preliminary estimate of property tax revenue each year. The estimate should be announced at a public meeting and passed by the Corporate Authorities. State statutes further require a public hearing regarding the property tax levy. Staff will make a complete presentation of the proposed property tax levy at the public hearing in December. After the required public hearing a formal Tax Levy Ordinance will be presented for City Council approval.

Tonight's requested action merely sets the amounts to be used in the notice of publication (the week of November 23, 2020) of the public hearing and does not obligate the City to a specific tax levy amount. The amount of the levy can be changed until finalized in the spring of 2021. The value on which the tax rate is figured (EAV) of the City is estimated to increase by approximately 2.25% for the 2020 tax levy. We will not know the actual EAV of the City for the 2020 levy until the spring 2021 time frame.

The levy amount presented represents an approximate 4.6% increase from the prior year, due to a proposed increase in the operating as well as the debt service portion of the levy. Although the debt service levy must be included in this estimate, the City has traditionally abated this amount and paid for bond debt service from non-property tax revenue streams. Staff anticipates a similar process for the 2020 levy. If this occurs, the $10.836 million amount reflected as debt service will be removed from the final 2020 levy to be collected in calendar year 2021. This would result in a proposed 2.3% actual increase to the City's tax levy as detailed in the "After Debt Abatement" section of the attached levy summary.

The dollar amount of the estimated 2020 operations levy ($13,069,216) has been increased by $293,834 (2.3%) which is equivalent to the increase in CPI for the 2020 levy. Although the City as a home rule community is not subject to the tax cap limitation in its levy, the 2020 operating levy has been prepared in compliance with tax cap legislation. The tax cap limits the increase in the levy to an increase in the amount of CPI or 5%, whichever is lower.

The 2020 levy estimate as presented (after debt abatement) would result in a 2.4% increase to the City portion of the tax bill for the average resident assuming a corresponding 2.25% increase to EAV. This would equate to an increase of approximately $19 annually for the owner of a property with a market value of $300,000 or $1.58 per month.

Attachments (*please list*)**:**

Summary Comparison of 2019 and Estimated 2020 Levies

Recommendation/Suggested Action (*briefly explain*)**:**

Seeking a Motion to Approve the Preliminary Estimate of 2020 Property Tax Levy in the amount of $23,905,487.

Levy Comparison before Abatement

	As Proposed 2020	Actual 2019	
Equalized Assessed Valuation	$ 1,577,764,423	$ 1,543,045,890	(1)
Change in EAV	2.25%		
Proposed property tax levy consists of:			
Operations:	$ 13,069,216	$ 12,775,382	
Debt Service:	$ 10,836,271	$ 10,081,285	(2)
Total Proposed Tax Levy	$ 23,905,487	$ 22,856,667	
Change In Levy Amounts	4.59%		
Operations Rate based on EAV	$ 0.82834	$ 0.82793	

(1) 2020 Amounts are estimated. Does not Include TIF Increment Values

(2) - Note that the City traditionally abates all debt service levies for General Obligation Bonds outstanding. These amounts are paid from general City revenue streams. These amounts were abated for the 2019 tax levy but are included for comparison purposes. It is anticipated that these amounts will be abated as part of the 2020 levy process.

CITY OF ST. CHARLES ILLINOIS • 1834

Levy Comparison after Abatement

After Debt Abatement:

	As Proposed 2020	Actual 2019
Equalized Assessed Valuation	$ 1,577,764,423	$ 1,543,045,890
Change in EAV	2.25%	
Proposed Operating Levy	$ 13,069,216	$ 12,775,382
Change in Operating Levy	$ 293,834	
Change In Levy Amounts	2.30%	
City Property Tax Rate	$ 0.82834	$ 0.82793
Taxes Paid to City - $300,000 Property	$ 797.28	$ 778.25
Change (Annual)	$ 19.03	

CITY OF ST. CHARLES ILLINOIS • 1834

CITY OF ST. CHARLES ILLINOIS • 1834	**AGENDA ITEM EXECUTIVE SUMMARY**	**Agenda Item Number: IC**
	Title:	Recommendation to authorize the Finance Director to execute the risk insurance program renewal for the year beginning December 1, 2020 in the amount of $761,554.
	Presenter:	Chris Minick, Finance Director

Meeting: City Council Meeting **Date**: November 2, 2020

Proposed Cost: $761,554	Budgeted Amount: $688,839	Not Budgeted: ☐

Executive Summary (*if not budgeted please explain*)**:**

The City has retained Assurance Agency as its consultant for the risk insurance program. Typically, insurance programs are taken to market on a comprehensive basis every 3-4 years. At the City's request, Assurance marketed and quoted the risk insurance program for the renewal years beginning December 1, 2015 and December 1, 2017. For the 2020 renewal, Assurance fully marketed the risk insurance package, in accordance with the normal 3-4 year planned marketing cycle.

The total cost quoted for the renewal for the year beginning December 1, 2020 is $761,554. This compares to a cost of $671,029 for the 2019 renewal or an overall increase of approximately 13.5%. Several different companies were approached to provide quotes of various aspects of the City's insurance coverages as part of the comprehensive marketing effort. Five companies were approached to provide quotes on the City's general liability insurance package, seven firms were approached to quote on the City's property insurance, and five companies were approached to quote on the City's Worker's Compensation lines of coverage. The most competitive quotes received have been included in the renewal premium amounts noted above.

Assurance has noted that the insurance market has undergone a severe tightening in response to various natural disasters and political situations that have occurred over the past couple of years and the City's quoted premiums reflect the results of that tightening. The increases noted, while significant, are reflective of lower premium increases than Assurance is experiencing for other clients.

For 2020, the renewal policy coverage limits remain essentially consistent with the 2019 package; there have been no negative substantive changes to any of the City's coverage limits, deductibles, or self-insured retention (SIR) amounts. The only change is a coverage enhancement on the City's Cyber liability policy. Staff has requested an enhancement to the policy coverage limit which is reflected in the policy amounts reflected above. This coverage enhancement increased our policy limit by $1,000,000 and resulted in $4,092 of additional premium.

No changes are being proposed to the companies providing coverage; Travelers has the City's liability package, Chubb has the City's property package, IPRF has the Workers Compensation policy coverage, and Corvus/Hudson has the Cyber Liability on the City's behalf. All of the carriers have extensive experience in public entity insurance coverage. Staff is satisfied with the results of the marketing of the renewal as indicated and recommends its approval as presented.

Attachments (*please list*)**:**

Premium Summary

Recommendation/Suggested Action (*briefly explain*)**:**

Seeking a motion to authorize the Finance Director to execute the risk insurance program renewal for the year beginning December 1, 2020 in the amount of $761,554.

Premium *summary*

The following is a summary of the insurance carrier premiums quoted and payment plan options. For comparison purposes, we also included your expiring premium adjusted to current payroll and sales totals. The figures used in this calculation are as follows:

Item	Prior Year Values	Current Values	Increase or Decrease
Payroll	$23,527,138	$23,865,129	+$337,992 (+1.4)
Property Values	$213,427,816	$202,755,102	-$10,672,714 (-5%)
Power Units	144	146	+2 (+1.4%)
Trailers	59	63	+4 (+6.8%)
Budget Expenditures	$167,485,913	$196,611,576	+29,125,663 (+17.4%)
Employee Count	246 Full time 76 Part time	241 Full time 54 Part time	5(-2.0%) --22(-28.9%)
Law Enforcement Officers	57	58	+1(+1.8%)

Carrier/AM Best Rating Coverage Payment Plan	Expiring Premium	Renewal Premium
Travelers / A++, XV General Liability Annual Payment: Agency Bill	$76,498	$91,106
Travelers / A++, XV Law Enforcement Liability Annual Payment: Agency Bill	$31,322	$32,222
Travelers / A++, XV Public Officials & Employment Practices Liability Annual Payment: Agency Bill	$52,492	$58,599
Travelers / A++, XV Automobile Annual Payment: Agency Bill	$59,016	$65,628
Travelers / A++, XV Umbrella Annual Payment: Agency Bill	$68,147	$82,592
Travelers / A++, XV Government Crime Wrap Annual Payment: Agency Bill	$1,730	$1,730
Subtotal	***$289,205***	***$331,877***

Premium *summary continued*

Carrier/AM Best Rating Coverage Payment Plan	Expiring Premium	Renewal Premium
Chubb / A+, XV Property Annual Payment: Agency Bill	$213,348	$244,636
Chubb / A+, XV Inland Marine Annual Payment: Agency Bill	$7,533	$7,980
Illinois Public Risk Fund / Not Rated Workers Compensation* 12 Installments: Direct Bill	$131,728	$140,452
Corvus – Hudson Excess / A, XV Cyber ($4,000,000 limit Annual Payment: Agency Bill	$29,215	$36,609
Travelers Claim Fund	$0	$0
Subtotal	*$381,824*	*$429,677*
Subtotal Prior Page	*$289,205*	*$331,877*
Total Premium	**$671,029**	**$761,554**

* Subject to annual audit
** Hudson has offered a $3M limit for $32,517 and a $5M limit option for $40,579 – same subjectivities apply
Note: Deposit premiums due upon binding

Please note: Assurance Agency Annual Service Fee of $32,500 is billed in 2 semi-annual installments. The first installment of $16,250 was billed June 2020. The second installment will be billed December 2020 at $16,250 minus any commissions received.

IPRF Safety Grant for 2021 is $16,405

CITY OF ST. CHARLES ILLINOIS • 1834	**AGENDA ITEM EXECUTIVE SUMMARY**	**Agenda Item Number:** ID
	Title:	Consideration of use of fire features on public property
	Presenter:	Rita Tungare, Director of Community & Economic Development Scott Swanson, Fire Chief

Meeting: City Council	**Date**: November 2, 2020	
Proposed Cost: N/A	Budgeted Amount: N/A	Not Budgeted: ☐

Executive Summary (*if not budgeted please explain*)**:**

During a discussion regarding the extension of outdoor dining on public property at the October 19th City Council Meeting, the question of outdoor fire features on public property, namely fire pits, was brought up. With indoor dining temporarily closed as a mitigation measure for COVID-19 some restaurants are encouraging the use of outdoor dining, which is regulated separately from indoor dining per the state guidelines. However, with the weather cooling down dramatically, businesses are getting creative in their proposals to keep diners comfortable. When it comes to the use of public property, La Mesa would like to place wood burning fire pits in their outdoor dining area on the plaza and while Flagship on the Fox was originally requesting fire pits on Walnut Avenue, they have since withdrawn that proposal.

Any entity already using the City's property for outdoor dining has gone through an administrative approval process for their use of the public property. Permit approval includes providing a signed indemnification form holding the City harmless and an up-to-date certificate of insurance with a minimum $1 million/occurrence and $2 million aggregate policy that lists the City as additionally insured. If fire features are included on public property, either in the right-of-way or on the plaza, staff recommends that the establishment also provide an additional $2 million umbrella policy. It is worth noting that all five of the restaurants adjacent to the First Street Public Plaza already have umbrella policies that meet or exceed this additional requirement.

The review and approval for outdoor dining on public property has not included the approval of fire features such as fire pits at this time. The placement of fire features requires property owner authorization, and in the case of public property, the City's authorization is required before any fire feature is placed on public property and it is subject to a permit and administrative staff review.

2015 International Fire Code

Section 307 of the IFC 2015, which has been adopted by the City of St. Charles, regulates open burning, recreational fires and portable outdoor fireplaces. Regarding fire pits and fire places, the code says the following: "Fires in approved containers and portable outdoor fireplaces must be used in accordance with the manufacturer's instructions and shall not be operated within 15 feet of a structure of combustible material."

City staff has reached out to neighboring communities such as Geneva, Batavia, Downers Grove, Woodridge, Oswego to understand their position on fire pits on public property – all have stated no fire pits of any kind are permitted on public property.

Patio Heaters vs. Fire Pits

Staff's recommendation is that only spark-free/smoke-free propane or electric patio heaters and fire tables be permitted on public property and not permit open burning fire pits fueled by wood, charcoal

or other organic or synthetic materials which produce smoke, embers and ash and pose a higher nuisance and risk. Whether the establishment's goal is a product that produces heat for comfort or the glow of fire for ambiance, there is a variety of patio heater designs to meet individual goals and preferences. See the attached document for examples of spark-free/smoke-free units. So long as distance requirements are adhered to (15 feet from a structure in most cases), the quantity of heaters is dependent upon available space and distancing between parties. No propane or natural gas heating element is permitted under any enclosure or structure such as a tent, canopy or roof and electric heating elements will be evaluated on a case-by-case basis.
Attachments (*please list*)**:** Examples of patio heaters (recommended) vs. fire pits/open fires (not recommended) IFC 2015 Chapter 3 Section 307
Recommendation/Suggested Action (*briefly explain*)**:** Recommendation to authorize placement of spark-free/smoke-free patio heaters on public property, subject to administrative staff review and compliance with applicable codes.

Examples of Spark-free/Smoke-free Patio Heaters (recommended)

Propane Patio Heater-Gas Fire Pit Tube Lamp

Traditional Propane Patio Heater

Propane Fire Table

Propane Fire Table

Fire pits/open fires (not recommended)

Wood Burning Fire Pit with Cover

Wood Burning Fire Pit without Cover

Charcoal Fire Barrel

Part II—General Safety Provisions

CHAPTER 3

GENERAL REQUIREMENTS

SECTION 301
GENERAL

301.1 Scope. The provisions of this chapter shall govern the occupancy and maintenance of all structures and premises for precautions against fire and the spread of fire and general requirements of fire safety.

301.2 Permits. Permits shall be required as set forth in Section 105.6 for the activities or uses regulated by Sections 306, 307, 308 and 315.

SECTION 302
DEFINITIONS

302.1 Definitions. The following terms are defined in Chapter 2:

BONFIRE.

HI-BOY.

HIGH-VOLTAGE TRANSMISSION LINE.

OPEN BURNING.

PORTABLE OUTDOOR FIREPLACE.

POWERED INDUSTRIAL TRUCK.

RECREATIONAL FIRE.

SKY LANTERN.

SECTION 303
ASPHALT KETTLES

303.1 Transporting. Asphalt (tar) kettles shall not be transported over any highway, road or street when the heat source for the kettle is operating.

Exception: Asphalt (tar) kettles in the process of patching road surfaces.

303.2 Location. Asphalt (tar) kettles shall not be located within 20 feet (6096 mm) of any combustible material, combustible building surface or any building opening and within a controlled area identified by the use of traffic cones, barriers or other *approved* means. Asphalt (tar) kettles and pots shall not be utilized inside or on the roof of a building or structure. Roofing kettles and operating asphalt (tar) kettles shall not block *means of egress*, gates, roadways or entrances.

303.3 Location of fuel containers. Fuel containers shall be located not less than 10 feet (3048 mm) from the burner.

Exception: Containers properly insulated from heat or flame are allowed to be within 2 feet (610 mm) of the burner.

303.4 Attendant. An operating kettle shall be attended by not less than one employee knowledgeable of the operations and hazards. The employee shall be within 100 feet (30 480 mm) of the kettle and have the kettle within sight. Ladders or similar obstacles shall not form a part of the route between the attendant and the kettle.

303.5 Fire extinguishers. There shall be a portable fire extinguisher complying with Section 906 and with a minimum 40-B:C rating within 25 feet (7620 mm) of each asphalt (tar) kettle during the period such kettle is being utilized. Additionally, there shall be one portable fire extinguisher with a minimum 3-A:40-B:C rating on the roof being covered.

303.6 Lids. Asphalt (tar) kettles shall be equipped with tight-fitting lids.

303.7 Hi-boys. Hi-boys shall be constructed of noncombustible materials. Hi-boys shall be limited to a capacity of 55 gallons (208 L). Fuel sources or heating elements shall not be allowed as part of a hi-boy.

303.8 Roofing kettles. Roofing kettles shall be constructed of noncombustible materials.

303.9 Fuel containers under air pressure. Fuel containers that operate under air pressure shall not exceed 20 gallons (76 L) in capacity and shall be *approved*.

SECTION 304
COMBUSTIBLE WASTE MATERIAL

304.1 Waste accumulation prohibited. Combustible waste material creating a fire hazard shall not be allowed to accumulate in buildings or structures or upon premises.

304.1.1 Waste material. Accumulations of wastepaper, wood, hay, straw, weeds, litter or combustible or flammable waste or rubbish of any type shall not be permitted to remain on a roof or in any *court*, yard, vacant lot, alley, parking lot, open space, or beneath a grandstand, *bleacher*, pier, wharf, manufactured home, recreational vehicle or other similar structure.

304.1.2 Vegetation. Weeds, grass, vines or other growth that is capable of being ignited and endangering property, shall be cut down and removed by the *owner* or occupant of the premises. Vegetation clearance requirements in urban-wildland interface areas shall be in accordance with the *International Wildland-Urban Interface Code*.

304.1.3 Space underneath seats. Spaces underneath grandstand and bleacher seats shall be kept free from combustible and flammable materials. Except where enclosed in not less than 1-hour fire-resistance-rated construction in

INTERNATIONAL CODE COUNCIL®
Copyright © 2014 ICC. ALL RIGHTS RESERVED. Accessed by David Montgomery on Mar 22, 2016 2:32:13 PM pursuant to License Agreement with ICC. No further reproduction or distribution authorized. ANY UNAUTHORIZED REPRODUCTION OR DISTRIBUTION IS A VIOLATION OF THE FEDERAL COPYRIGHT ACT AND THE LICENSE AGREEMENT, AND SUBJECT TO CIVIL AND CRIMINAL PENALTIES THEREUNDER.

accordance with the *International Building Code*, spaces underneath grandstand and bleacher seats shall not be occupied or utilized for purposes other than *means of egress*.

304.2 Storage. Storage of combustible rubbish shall not produce conditions that will create a nuisance or a hazard to the public health, safety or welfare.

304.3 Containers. Combustible rubbish, and waste material kept within or near a structure shall be stored in accordance with Sections 304.3.1 through 304.3.4.

304.3.1 Spontaneous ignition. Materials susceptible to spontaneous ignition, such as oily rags, shall be stored in a *listed* disposal container. Contents of such containers shall be removed and disposed of daily.

304.3.2 Capacity exceeding 5.33 cubic feet. Containers with a capacity exceeding 5.33 cubic feet (40 gallons) (0.15 m^3) shall be provided with lids. Containers and lids shall be constructed of noncombustible materials or of combustible materials with a peak rate of heat release not exceeding 300 kW/m^2 where tested in accordance with ASTM E 1354 at an incident heat flux of 50 kW/m^2 in the horizontal orientation.

Exception: Wastebaskets complying with Section 808.

304.3.3 Capacity exceeding 1.5 cubic yards. Dumpsters and containers with an individual capacity of 1.5 cubic yards [40.5 cubic feet (1.15 m^3)] or more shall not be stored in buildings or placed within 5 feet (1524 mm) of combustible walls, openings or combustible roof eave lines.

Exceptions:

1. Dumpsters or containers in areas protected by an *approved automatic sprinkler system* installed throughout in accordance with Section 903.3.1.1, 903.3.1.2 or 903.3.1.3.
2. Storage in a structure shall not be prohibited where the structure is of Type I or IIA construction, located not less than 10 feet (3048 mm) from other buildings and used exclusively for dumpster or container storage.

304.3.4 Capacity of 1 cubic yard or more. Dumpsters with an individual capacity of 1.0 cubic yard [200 gallons (0.76 m^3)] or more shall not be stored in buildings or placed within 5 feet (1524 mm) of combustible walls, openings or combustible roof eave lines unless the dumpsters are constructed of noncombustible materials or of combustible materials with a peak rate of heat release not exceeding 300 kW/m^2 where tested in accordance with ASTM E 1354 at an incident heat flux of 50 kW/m^2 in the horizontal orientation.

Exceptions:

1. Dumpsters in areas protected by an *approved automatic sprinkler system* installed throughout in accordance with Section 903.3.1.1, 903.3.1.2 or 903.3.1.3.
2. Storage in a structure shall not be prohibited where the structure is of Type I or IIA construction, located not less than 10 feet (3048 mm) from other buildings and used exclusively for dumpster or container storage.

SECTION 305
IGNITION SOURCES

305.1 Clearance from ignition sources. Clearance between ignition sources, such as luminaires, heaters, flame-producing devices and combustible materials, shall be maintained in an *approved* manner.

305.2 Hot ashes and spontaneous ignition sources. Hot ashes, cinders, smoldering coals or greasy or oily materials subject to spontaneous ignition shall not be deposited in a combustible receptacle, within 10 feet (3048 mm) of other combustible material including combustible walls and partitions or within 2 feet (610 mm) of openings to buildings.

Exception: The minimum required separation distance to other combustible materials shall be 2 feet (610 mm) where the material is deposited in a covered, noncombustible receptacle placed on a noncombustible floor, ground surface or stand.

305.3 Open-flame warning devices. Open-flame warning devices shall not be used along an excavation, road, or any place where the dislodgment of such device might permit the device to roll, fall or slide on to any area or land containing combustible material.

305.4 Deliberate or negligent burning. It shall be unlawful to deliberately or through negligence set fire to or cause the burning of combustible material in such a manner as to endanger the safety of persons or property.

305.5 Unwanted fire ignitions. Acts or processes that have caused repeated ignition of unwanted fires shall be modified to prevent future ignition.

SECTION 306
MOTION PICTURE PROJECTION ROOMS AND FILM

306.1 Motion picture projection rooms. Electric arc, xenon or other light source projection equipment that develops hazardous gases, dust or radiation and the projection of ribbon-type cellulose nitrate film, regardless of the light source used in projection, shall be operated within a motion picture projection room complying with Section 409 of the *International Building Code*.

306.2 Cellulose nitrate film storage. Storage of cellulose nitrate film shall be in accordance with NFPA 40.

SECTION 307
OPEN BURNING, RECREATIONAL FIRES AND PORTABLE OUTDOOR FIREPLACES

307.1 General. A person shall not kindle or maintain or authorize to be kindled or maintained any *open burning*

INTERNATIONAL CODE COUNCIL®
Copyright © 2014 ICC. ALL RIGHTS RESERVED. Accessed by David Montgomery on Mar 22, 2016 2:32:13 PM pursuant to License Agreement with ICC. No further reproduction or distribution authorized. ANY UNAUTHORIZED REPRODUCTION OR DISTRIBUTION IS A VIOLATION OF THE FEDERAL COPYRIGHT ACT AND THE LICENSE AGREEMENT, AND SUBJECT TO CIVIL AND CRIMINAL PENALTIES THEREUNDER.

unless conducted and *approved* in accordance with Sections 307.1.1 through 307.5.

307.1.1 Prohibited open burning. Open burning shall be prohibited when atmospheric conditions or local circumstances make such fires hazardous.

Exception: Prescribed burning for the purpose of reducing the impact of wildland fire when authorized by the *fire code official.*

307.2 Permit required. A permit shall be obtained from the *fire code official* in accordance with Section 105.6 prior to kindling a fire for recognized silvicultural or range or wildlife management practices, prevention or control of disease or pests, or a bonfire. Application for such approval shall only be presented by and permits issued to the *owner* of the land upon which the fire is to be kindled.

307.2.1 Authorization. Where required by state or local law or regulations, *open burning* shall only be permitted with prior approval from the state or local air and water quality management authority, provided that all conditions specified in the authorization are followed.

307.3 Extinguishment authority. Where open burning creates or adds to a hazardous situation, or a required permit for open burning has not been obtained, the *fire code official* is authorized to order the extinguishment of the open burning operation.

307.4 Location. The location for *open burning* shall be not less than 50 feet (15 240 mm) from any structure, and provisions shall be made to prevent the fire from spreading to within 50 feet (15 240 mm) of any structure.

Exceptions:

1. Fires in *approved* containers that are not less than 15 feet (4572 mm) from a structure.
2. The minimum required distance from a structure shall be 25 feet (7620 mm) where the pile size is 3 feet (914 mm) or less in diameter and 2 feet (610 mm) or less in height.

307.4.1 Bonfires. A bonfire shall not be conducted within 50 feet (15 240 mm) of a structure or combustible material unless the fire is contained in a barbecue pit. Conditions that could cause a fire to spread within 50 feet (15 240 mm) of a structure shall be eliminated prior to ignition.

307.4.2 Recreational fires. *Recreational fires* shall not be conducted within 25 feet (7620 mm) of a structure or combustible material. Conditions that could cause a fire to spread within 25 feet (7620 mm) of a structure shall be eliminated prior to ignition.

307.4.3 Portable outdoor fireplaces. Portable outdoor fireplaces shall be used in accordance with the manufacturer's instructions and shall not be operated within 15 feet (3048 mm) of a structure or combustible material.

Exception: Portable outdoor fireplaces used at one- and two-family *dwellings*.

307.5 Attendance. *Open burning*, bonfires, *recreational fires* and use of portable outdoor fireplaces shall be constantly attended until the fire is extinguished. A minimum of one portable fire extinguisher complying with Section 906 with a minimum 4-A rating or other *approved* on-site fire-extinguishing equipment, such as dirt, sand, water barrel, garden hose or water truck, shall be available for immediate utilization.

SECTION 308
OPEN FLAMES

308.1 General. Open flame, fire and burning on all premises shall be in accordance with Sections 308.1.1 through 308.4.1 and with other applicable sections of this code.

308.1.1 Where prohibited. A person shall not take or utilize an open flame or light in a structure, vessel, boat or other place where highly flammable, combustible or explosive material is utilized or stored. Lighting appliances shall be well-secured in a glass globe and wire mesh cage or a similar *approved* device.

308.1.2 Throwing or placing sources of ignition. A person shall not throw or place, or cause to be thrown or placed, a lighted match, cigar, cigarette, matches, or other flaming or glowing substance or object on any surface or article where it can cause an unwanted fire.

308.1.3 Torches for removing paint. A person utilizing a torch or other flame-producing device for removing paint from a structure shall provide not less than one portable fire extinguisher complying with Section 906 and with a minimum 4-A rating, two portable fire extinguishers, each with a minimum 2-A rating, or a water hose connected to the water supply on the premises where such burning is done. The person doing the burning shall remain on the premises 1 hour after the torch or flame-producing device is utilized.

308.1.4 Open-flame cooking devices. Charcoal burners and other open-flame cooking devices shall not be operated on combustible balconies or within 10 feet (3048 mm) of combustible construction.

Exceptions:

1. One- and two-family *dwellings*.
2. Where buildings, balconies and decks are protected by an *automatic sprinkler system*.
3. LP-gas cooking devices having LP-gas container with a water capacity not greater than $2^1/_2$ pounds [nominal 1 pound (0.454 kg) LP-gas capacity].

308.1.5 Location near combustibles. Open flames such as from candles, lanterns, kerosene heaters and gas-fired heaters shall not be located on or near decorative material or similar combustible materials.

308.1.6 Open-flame devices. Torches and other devices, machines or processes liable to start or cause fire shall not be operated or used in or upon wildfire risk areas, except by a permit in accordance with Section 105.6 secured from the *fire code official*.

Exception: Use within inhabited premises or designated campsites that are not less than 30 feet (9144 mm) from grass-, grain-, brush- or forest-covered areas.

INTERNATIONAL CODE COUNCIL®
Copyright © 2014 ICC. ALL RIGHTS RESERVED. Accessed by David Montgomery on Mar 22, 2016 2:32:13 PM pursuant to License Agreement with ICC. No further reproduction or distribution authorized. ANY UNAUTHORIZED REPRODUCTION OR DISTRIBUTION IS A VIOLATION OF THE FEDERAL COPYRIGHT ACT AND THE LICENSE AGREEMENT, AND SUBJECT TO CIVIL AND CRIMINAL PENALTIES THEREUNDER.

CITY OF ST. CHARLES ILLINOIS • 1834	**AGENDA ITEM EXECUTIVE SUMMARY**	**Agenda Item Number: IIA2**
	Title:	Motion to approve a Proposal for an A1 Liquor License Application for MP's Liquor, Wine & Beer, Located at 201 W. Main St., St. Charles.
	Presenter:	Police Chief James Keegan

Meeting: City Council Meeting	**Date**: November 2, 2020	
Proposed Cost: $	Budgeted Amount: $	Not Budgeted: ☐

Executive Summary (*if not budgeted please explain*)**:**

MP's Liquor, Wine & Beer is located at the former Kettley Realtor site at 201 W. Main St.

- Please see the attached documents supporting this request.
- This item was presented at the Liquor Control Commission meeting on October 19, 2020 and receive a vote of 3 - 0 against recommendation for approval. It was presented at the Government Operations Committee meeting the same evening and received a vote of 5 - 4 in favor of approval.

Attachments (*please list*)**:**

Summary, Liquor License Application, Insurance Quote, BASSET Certificate, Floor Plan, Business Plan

Recommendation/Suggested Action (*briefly explain*)**:**

Motion to approve a proposal for an A1 Liquor License application for MP's Liquor, Wine & Beer, located at 201 W. Main St., St. Charles.

Police Department

ST. CHARLES
SINCE 1834

Memo

Date: 10/13/2020

To: The Honorable Ray Rogina, Mayor-Liquor Commissioner

From: James Keegan, Chief of Police

Re: Background Investigation- A1 Liquor License for MP'S Liquor, Wine and Beer located at 201 W. Main Street

---

The purpose of this memorandum is to document and forward to your attention the results of the background investigation conducted by members of the St. Charles Police Department concerning the above-mentioned establishment.

MP's Liquor, Wine and Beer intends to open and operate a full-service liquor store at the above location. This is a 2,100 square foot building formerly known as Kettley Realtors with intended hours of operation as 10am-10pm.

The applicant owns and operates similar stores in both Batavia and North Aurora. The site-plan, business plan and the corresponding application materials were reviewed by members of my staff. Dram Shop insurance and Basset certification are in order. There was a questionable citation and fine in nearby Batavia (2018) which resulted in the applicant pleading "liable" to both an underage sale to a minor (local ordinance violation) and a subsequent fine from their liquor commission. The applicant did not disclose this incident on his application material nor his interest in the Batavia store; only his North Aurora location. Furthermore, he was less than forthcoming in terms of evidence retention in the Batavia incident.

North Aurora reports no associated problems or police activity in their jurisdiction nor does Carol Stream where the applicant resides. I reviewed 5.08.080 (License – Restriction on Issuance) and although the above mentioned material is concerning, it does NOT necessarily prohibit the applicant from being issued a liquor license as both of the aforementioned licenses are in good-standing with both the State of Illinois and their local jurisdictions.

Please see the attached material for further information. Thank you in advance for your consideration in this matter.

Police Department

ST. CHARLES
SINCE 1834

Memo

Date: 10/05/20

To: Chief Keegan (via chain of command)

From: Detective Bauwens

Re: Liquor License Background, Samp Two, INC (MP's Liquor, Wine and Beer)

The purpose of this memo is to outline steps taken during the background investigation for a liquor license application. This investigation was done based on the application submitted for a Class A Package liqour license for the business, Samp Two, INC (DBA MP's Liquor Wine & Beer). This business is to be located at 201 W. Main St.

Applicants:

Patel, Pratik

[redacted]

Application:

The application was received on or around 10/02/20. The application is for a Class A Liquor License for the sale of packaged alcohol. The business will be located at 201 W Main St. The application is complete to include a signed lease pending the issuance of a liquor license, floor plan and a quote for Certificate of Insurance (dram shop). Pratik is listed as the Corporate Officer, respectively, of Samp Two INC.

Records Checks:

Pratik Patel provided 1 residence in the past 10 plus years;

Current address of [redacted]

A check with Carol Stream Police records and TLO showed nothing that would prohibit obtaining a liquor license. I CLEAR showed no contacts for Pratik. SCPD also showed no contacts for Pratik.

NewWorld did show numerous contacts with Batavia PD. These contacts were a result of Pratik's employment/co-ownership at Batavia Smoke and Liquor. On 06/30/18 Batavia received a tip that Batavia Smoke and Liquor was selling alcohol to underage persons. The tipster was specific in that she named her boyfriend as purchasing the alcohol from Pratik. The tipster went on to state that on their second trip into Batavia Smoke and Liquor on 06/30/18, Pratik told the underage person not to come back so frequently because his store was being "watched" due to selling alcohol to minors.

On 07/16/18 the same tipster notified 911 that her underage boyfriend was driving intoxicated. The officer located the vehicle at Batavia Smoke and Liquor and observed the underage subject exit the store with alcohol. The subject was ultimately arrested and stated Pratik sold him the alcohol. Pratik denied selling the alcohol to the minor. The officers then asked to see the video. They discovered the video surveillance was deleted for that day. Pratik claimed to not know how to use the system and denied deleting the video surveillance. An officer on scene was familiar with Pratik and his use of the surveillance system due to a prior investigation on 06/27/18. Pratik still claimed to not know how to use the system. Pratik was charged with sale of alcohol to a minor in this incident.

It should be noted that Pratik knew how to operate the video surveillance on 01/14/18 as he assisted with providing video surveillance for a different investigation. On 11/14/18 a customer slipped on an oil spot in the parking lot. Pratik advised the officer that he does not have access to the video surveillance any longer, only the building owner does. Then on 01/28/19, Pratik was able to access the video surveillance to assist with a different investigation. These reports are attached to this packet. Pratik did cooperate with the Batavia Police Department when CBD products began being sold in the area. BPD requested a packet of the CBD product (for field testing purposes) that Batavia Smoke and Liquor offered for sale. Pratik provided the packet of CBD free of charge.

Pratik did not include his co-ownership of Batavia Smoke and Liquor in his application. Pratik is on the Liquor License according to the Illinois Liquor Control Commission, license number 1A-1128645. Their records indicate he owns 25 percent and is listed as the president.

Pratik did include his ownership of MP'S Liquor and Wine in North Aurora in his application. He does possess license 1A-1137557, issued on 02/28/20 by the Illinois Liquor Control Commission. I contacted North Aurora Police and found no contacts with this establishment or Pratik.

I searched the Kane County and DuPage County circuit clerk records. Kane County records indicated Pratik received supervision for the sale of alcohol to a minor. This was in regards to the Batavia incident on 07/16/18. I was able to locate 7 different traffic violation cases involving Pratik. It appears Pratik did not pay the fine when required in 6 of these cases. In several of these cases, the status indicated the clerk was to notify the Secretary of State (SOS) for failure to pay for the fines. All of the fines were eventually

paid. In case 2013TR119975, the SOS was notified on 05/11/14 of the failure to pay. This fine was not satisfactorily paid until 01/21/19.

I then located case 2013MR001722, which indicates Pratik was arrested on 11/10/13 for being a Fugitive from Justice. I contacted the DuPage County Sheriff's office and was able to obtain a copy of this report. The report indicated that Pratik was wanted by the Kosciusko County Sheriff's office in Warsaw, IN. The warrant was for Fraud – Identity Deception. I was able to obtain a copy of this report from the Kosciusko County Sheriff's office. The report indicated Pratik used the identity of his father's business partner (Bhavesh Patel, no relation) to open and use a Discover credit card. Pratik used the fraudulent credit cards to pay for his monthly membership at a health club and made additional purchases. The total loss was $3,016.71. The report also indicated there were additional credit cards Bhavesh found to have been opened using his identity that he did not authorize. The report ends and there was no further information. The case was exceptionally cleared with no complaints signed.

Pratik has a current BASSET certification. Illinois Secretary of State LLC check on Samp One INC DBA MP's Liquor and wine in North Aurora and Samp Two INC showed nothing preventing it from being issued a Liquor License. Pratik's fingerprints were submitted to the FBI and Illinois Bureau of Identification; the FBI response indicated Pratik was arrested for driving while license suspended (DWLS) on two different occasions. One arrest was by Bartlett PD on 08/12/10 and the other was by Carol Stream on 08/18/10. The Illinois State Police records only show the Carol Stream arrest for DWLS.

SITE VISIT and INTERVIEW WITH APPLICANTS:

On 10/08/20 I met with Pratik at the 201 W Main St. The business is currently vacant. The products and purchases will be made on the main level. There is a door for the basement that will be secured. No products will be stored in the basement. The basement will be utilized for the equipment needed to run the coolers. Pratik advised me he has the remodelers already contracted. They will begin work as soon as he is able to obtain a liquor license. He hopes to have the renovations done by the beginning of January and the business operating then.

Pratik went on to say that he chose this site due to its location. He drives by this area frequently and thought it would be a perfect fit. He plans on hiring family members to assist with the operations at first. They will be Basset certified. He also hopes to move to the St. Charles area.

I did ask Pratik about the incident with the sale of alcohol to a minor. Pratik advised me the subject had stopped in his store earlier in the day. The subject provided an ID when he purchased alcohol at that time. The subject returned a second time and purchased Swisher cigars. The police made contact with the subject in the parking lot because the subject parked in a handicapped spot. The police observed the open alcohol in the vehicle and that is why he was cited. Pratik stated the officers told him it didn't make a

difference that the subject purchased the alcohol earlier with an ID and cited him. He did pay his fine. Pratik also stated the system had crashed which is why there was no surveillance. He denied telling the officers that he didn't know how to use the system. I advised him of the discrepancies from what he had just explained and the police report. Pratik advised me he was just telling me how it all went down that day. I asked him if he was saying the officers lied in their report. He stated he was not saying that; he was just telling me how everything happened in that incident.

I asked him about his citations from DuPage County. He advised me he does tend to drive fast and used to get a lot of tickets. He stated that he paid for all of his citations. I asked him why he didn't pay his tickets on time. He stated he did pay for his tickets on time, he had requested extensions. He does not know why the records would indicate otherwise. I asked him about the ticket from 2013 and the records showing he didn't pay until 2019 and he did not recall that information.

I asked Pratik about the Fraud incident from Indiana. He explained that his dad had a business and business partner in Indiana. They had a falling out and the business partner was essentially trying to get even. I advised him I reviewed the report and saw that he (Pratik) had used the credit card to pay for his membership at the health club. Pratik then stated that he and his family were not doing well financially and the business partner was helping out. He wasn't sure what happened between his father and the business partner. He didn't even know about the warrant until he was arrested. He went to court for this and his attorney wrote the business partner, but there was no reply. The case was eventually dropped. He added that he did not know if his father ever contacted the business partner.

This concludes this background investigation.

EB #316

Eric Barrows 316

City of St. Charles, Illinois Liquor Control Commissioner

CITY RETAIL LIQUOR DEALER LICENSE APPLICATION

APPLICATION FEE IS NON REFUNDABLE

Incomplete applications will not be accepted.

Applications may be submitted to: 2 E. Main Street, St. Charles, IL 60174-1984

APPLICATION CHECKLIST

Check items to confirm all are attached to this application	Applicant	Office Use
Application Fee of $200 (5.08.070C) Non-refundable	☐	☐
Completed Application for all questions applicable to your business.	☐	☑
Copy of Lease/Proof of Ownership	☐	☑
Copy of Dram Shop Insurance or a letter from insurance agent with a proposed quote.	☐	☑
Copy of Articles of Corporation, if applicable.	☐	☑
Completed B.A.S.S.E.T. (Beverage Alcohol Sellers & Servers Training) form – filled out for **all** employees. A copy of the B.A.S.S.E.T. certificate is **only** needed for **each manager**. It is the business establishment's responsibility to keep copies of all B.A.S.S.E.T. certificates on file for all of their employees.	☐	☑
Copy of Site Plan for Establishment (**Drawn to scale** including the parking lot, patio and/or deck, outdoor seating).	☐	☑
Copy of Floor Plan for Establishment (**Drawn to scale** and **must include** the layout of the establishment with tables, chairs, aisles, displays, cash register, bar, and lounge area with dimensions, percentage, and square footage noted for each space). Be sure to also include all **fixed objects**, such as pool tables, bar stools, vending/amusement machines; as well as all **exits**.	☐	☑
Copy of Business Plan, to include: ☑ Hours of Operation ☐ Copy of Menu NA ☐ Whether or not live music will be played at this establishment NA ☐ Will there be outdoor seating and/or outdoor designated smoking area NA ☐ **Do not include a marketing or financial plan with this business plan**	☐	☑
Are any building alterations planned for this site? If not sure, please contact **Building & Code Enforcement at 630.377.4406** and/or **Fire Prevention Bureau at 630.377.4458** to discuss whether or not a walk-thru and/or permit are necessary.	☐	yes pending ☐
All managers have been fingerprinted who are employed by your establishment. When new management is hired, it is imperative you contact the Mayor's office to be fingerprinted so the City's business files are appropriately updated.	☐	☑
Alcohol Tax Acknowledgement and Business Information Sheet	☐	☐

OFFICIAL USE ONLY

Signature of Investigating Officer _____ Badge Number & Rank _____

☐ Approval Recommended* ☐ Approval NOT Recommended

Signature of Chief of Police _____ Date _____

***ISSUANCE OF THIS LICENSE IS CONTINGENT ON MEETING ALL REQUIRED BUILDING AND FIRE DEPARTMENT REQUIREMENTS.**

Date Application Received: 10-2-2020

LICENSE INFORMATION:

☒ A Package $3200-3600

☐ B Restaurant $2400-3600

☐ C Tavern $2400-3600

☐ D Hotel/Banquet/Arcada/Q-Center/Entertainment/Club - $varies

☐ G Brewery/Restaurant or Site License - $varies

☐ Late Night Permit 1:00am $800 (B/C only)

☐ Late Night Permit 2:00am $2300 (B/C only)

**Initial Liquor License fees for A, B, C, D, G are reduced by 50% for annual renewals and licenses issued after Nov 1.*

Licenses are valid until April 30 following issuance and a renewal application is required for the next year (May 1-April 30)* **(5.08.040)

APPLICANT INFORMATION

1. Type of Business: ☐ Individual ☐ Partnership ☒ Corporation ☐ Other (explain):

2. Business Name: MP'S LIQUOR WINE & BEER

3. Business Address: 201 WEST MAIN STREET

4. Type of Business **(5.08.070-3)**:	5. Length of Time in this Business **(5.08.070-4)**:	6: Value of merchandise that normally will be in inventory when in operation **(5.08.070-5)**:
LIQUOR STORE	7yrs —	$150,000.00 – $170,000.00

7. Business Phone:	8. Business E-mail:	9. Business Website:	10: Illinois Tax ID Number: not applied yet
630-504-8729	mpsliquorandwine@gmail.com		85-2836491 FEI

11. Applicant/Contact Person Name:	12. Title:	13. Email:
PRATIK PATEL	PRESIDENT/MANAGER	Pat_1992_21@yahoo.com

14. Applicant Home Address, and all addresses for the last 10 years: [redacted]

15. Ph #:	[redacted]	16. [redacted]	17. Birthplace:
630-504-8729			NATICK, MASS

18. If Corporation, Corporation Name: SAMP TWO INC.

19. Corporation Address (city, state, zip code): [redacted]

ADDITIONAL OWNERS, INVESTORS (greater than 5% interest), and MANAGER INFORMATION

Full Name, include middle initial: Title:

Birthdate: Birthplace: Driver's License#: Home Phone:

Home Address, and all addresses for the last 10 years: Email Address:

Full Name, include middle initial: Title:

Birthdate: Birthplace: Driver's License#: Home Phone:

Home Address, and all addresses for the last 10 years: Email Address:

Full Name, include middle initial: Title:

Birthdate: Birthplace: Driver's License#: Home Phone:

Home Address, and all addresses for the last 10 years: Email Address:

BUSINESS ESTABLISHMENT LOCATION INFORMATION

1. Exact Street Address for liquor license:	2. # Parking Spaces:	3. Outside Dining s.f. **[17.20.020-R]:**	4. Total Building s.f.:
201 WEST MAIN ST	Street parking only	NA	2100
5. Total # Seats: none	6. Live Entertainment Area s.f. **[5.08.010-H]:** none		

7. Brief Business Plan description based on type of establishment listed above **(5.08.070-6)**:

PACKAGE LIQUOR STORE WITH WINE AND BEER

PROPOSED FLOOR PLAN/LAYOUT OF PROPERTY

Attach to this application a floorplan or layout of the proposed facility to include the following:

1.	Every application for Liquor license shall have attached thereto a site drawing of the proposed licensed premises, drawn to scale showing the following: a. The location of all rooms, segregated areas, including outdoor seating areas and the square footage thereof; b. The designated use of each room or segregated area (i.e. dining room, holding bar, service bar, kitchen, restrooms, outdoor seating areas, all rooms and segregated areas, including outdoor areas where alcoholic liquor may be served or consumed and all locations where live entertainment may be provided); c. The proposed seating capacity of rooms or segregated areas where the public is permitted to consume food and/or alcoholic beverages and/or live entertainment may be provided.
2.	The site drawing is subject to the approval of the Local Liquor Control Commissioner. The Local Liquor Commissioner may impose such restrictions as he deems appropriate on any license by noting the same on the approved site drawing or as provided on the face of the license.
3.	A copy of the approved site drawing shall be attached to the approved license and is made a part of said license.
4.	It shall be unlawful for any licensee to operate and/or maintain the licensed premises in any manner inconsistent with the approved site drawing.

THE FIRE PREVENTION BUREAU WILL FURNISH ALL FINAL, PERMITTED OCCUPANCY NUMBERS FOR THIS LICENSE.

CORPORATION / PREMISES QUESTIONS

1. If applicant is an individual or partnership, is each and every person a United States citizen (5.08.070-2)? ☑ Yes ☐ No

   Is any individual a naturalized citizen? ☐ Yes ☑ No

   If yes, print name(s), date(s), and place(s) of naturalization:

2. Is the premises owned or leased (5.08.070-6A)? ☐ **Owned** ☑ **Leased**

3. If the premises are leased, list the names and addresses of all direct owners or owners of beneficial interests in any trusts, if premises are held in trust (5.08.070-6B):

   Name of Building Owner: MARK GROSSKLAG

   Phone Number: 630-788-6077

   Address of Building Owner: 203 WEST MAIN ST ST. CHARLES, IL 60174

   E-mail Address: Mgklag@ameritech.net

   Mailing Address of Building Owner (if different):

   Name of Building Owner:

   Phone Number:

   Address of Building Owner:

   E-mail Address:

   Mailing Address of Building Owner (if different):

   Name of Building Owner:

   Phone Number:

   Address of Building Owner:

   E-mail Address:

   Mailing Address of Building Owner (if different):

4. Does the applicant currently operate, or operated in the past, any other establishment within the City of St. Charles that requires a liquor license? ☐ Yes ☑ No

   If yes, please list the business name(s) and address(es):

5. Does applicant have any outstanding debt with the City of St. Charles, including, but not limited to, utility bills, alcohol tax, and permit fees, for any current or previous establishment owned, operated or managed by the applicant? ☐ Yes ☑ No

   If yes, please note the City of St. Charles requires all debt to be paid in full before consideration of a new or renewed liquor license is issued. **(5.08.050)**

6. Are any improvements planned for the building and/or site that will require a building permit? ☑ Yes ☐ No

   If yes, has a building permit been applied for? ☐ Yes ☑ No Date of permit application Pending

   WORKING WITH BUILDING & CODE ENFORCEMENT

7. Has applicant applied for a similar or other license on the premises other than the one for which this license is sought (5.08.070-7)? ☐ Yes ☑ No

   If yes, what was the disposition of the application? Explain as necessary:

8.	Has applicant (and all persons listed on page 2 of this application) ever been convicted of a felony under any Federal or State law, or convicted of a misdemeanor opposed to decency or morality **(5.08.070-8)**? ☐ **Yes** ☑ **No** Is applicant (and all persons listed on page 2 of this application) disqualified from receiving a liquor license by reason of any matter contained in Illinois State law and/or City of St. Charles Municipal Ordinances? ☐ **Yes** ☑ **No**
9.	**List previous liquor licenses issued by any State Government or any subdivision thereof (5.08.070-9). Use additional paper if necessary.** **Government Unit:** CITY OF NORTH AURORA Location, City/State: NORTH AURORA, IL 60542 Date: 3/2018 Special Explanations: **Government Unit:** Location, City/State: Date: Special Explanations:
10.	Have any liquor licenses possessed ever been revoked **(5.08.070-9)**? ☐ **Yes** ☑ **No** **If yes,** list all reasons on a separate, signed letter accompanying this application. Has any director, officer, shareholder, or any of your managers, ever been denied liquor license from any jurisdiction? ☐ **Yes** ☑ **No** **If yes,** proceed to Question 15. If more space is needed, please attach a separate sheet of paper with the information.
11.	**Complete ONLY if yes was answered to the question above (10):** Name: Name of Business: Position with the Business: Date(s) of Denial: Reason(s) for Denial of License:
12.	Date of Incorporation (Illinois Corporations) **(5.08.070-10)**: 8/31/2020 Date qualified under Illinois Business Corporation Act to transact business in Illinois (Foreign Corporation): 8/31/2020
13.	Has the applicant and all designated managers read and do they all understand and agree not to violate any laws of the United States, the State of Illinois, and any of the ordinances of the City of St. Charles in conducting business **(5.08.070-11)**? ☑ **Yes** ☐ **No** Have you, or in the case of a corporation, the local manager, or in the case of a partnership any of the partners, ever been convicted of any violation of any law pertaining to alcoholic liquor? ☐ **Yes** ☑ **No** Have you, or in the case of a corporation the local manager, or in the case of a partnership any of the partners, ever been convicted of a felony? ☐ **Yes** ☑ **No** Have you ever been convicted of a gambling offense? ☐ **Yes** ☑ **No** (If a partnership or corporation, include all partners and the local manager(s).)

	Will you and all your employees refuse to serve or sell alcoholic liquor to an intoxicated person or to a minor? ☑ Yes ☐ No
14.	All individual owners, partners, officers, directors, and/or persons holding directly or beneficially more than five (5) percent in interest of the stock of owners by interest listed on page 2 of this application must be fingerprinted by the City of St. Charles Police Department **(5.08.070-A12)**. Has this been done? ☑ Yes ☐ No **If yes,** date(s): 9/30/2020
15.	Has the applicant attached proof of Dram Shop Insurance to this application or already furnished it to the City of St. Charles **(5.08.060)**? ☑ Yes ☐ No quote If already furnished, date of delivery:
16.	Is the premises within 100 feet of any real property of any church; school; hospital; home for the aged or indigent persons; home for veterans, their wives/husbands, or children; and/or any military or naval station **(5.08.230)**? ☐ Yes ☑ No

B.A.S.S.E.T. TRAINING

Please list employees required to have B.A.S.S.E.T training on this page – include all managers, assistant managers, bartenders, and clerks who are permitted to make alcoholic liquor sales. **Include copies of certificates for managers only and mark Manager if applicable. Add another page, if needed.**

Name (First, Middle, Last): PRATIK PATEL
Birthdate: [redacted]
Home Street Address, Incl City, State, Zip: [redacted]
Date of Course: [redacted] Place Course was Taken: ONLINE Certificate Granted? Y/N YES Expiration: [redacted]

Name (First, Middle, Last):
Birthdate:
Home Street Address, Incl City, State, Zip:
Date of Course: Place Course was Taken: Certificate Granted? Y/N Expiration:

Name (First, Middle, Last):
Birthdate:
Home Street Address, Incl City, State, Zip:
Date of Course: Place Course was Taken: Certificate Granted? Y/N Expiration:

Name (First, Middle, Last):
Birthdate:
Home Street Address, Incl City, State, Zip:
Date of Course: Place Course was Taken: Certificate Granted? Y/N Expiration:

NEW MANAGEMENT REQUIREMENTS

Whenever a new manager comes on board, the City must be notified and that person must be fingerprinted.

It is the business establishment's responsibility to keep copies of all B.A.S.S.E.T. certificates on file for their employees.

COMMENTS/ADDITIONAL INFORMATION

Business Name: SAMP TWO INC DBA: MPS LIQUOR WINE & BEER

SIGNATURES

Applicant's Signature

Subscribed and sworn ~~before me this~~ 1 ~~day of~~ OCTOBER, 20 20

(Seal)

"OFFICIAL SEAL"
CARRIE A. PLEMONS
NOTARY PUBLIC, STATE OF ILLINOIS
MY COMMISSION EXPIRES 12/27/2023

Notary Public

ADDENDUM TO RETAIL LIQUOR LICENSE APPLICATION

To be completed by the City of St. Charles Police Department

Date:	Name of Applicant:
10/08/2020	PRATIK PATEL

Name of Business: MP'S LIQUOR WINE & BEER

Address of Business:	Ward Number:
201 W. MAIN ST	4TH

Pursuant to the provision of the City of St. Charles Municipal Code, Chapter 5.08, Alcoholic Beverages, the following guide shall be in effect for the investigation of an applicant for a Retail Dealer's Liquor License:

1. Date on which applicant will begin selling retail alcoholic liquors at this location:

   01/02/2021

2. Is the location within 100 feet of any church; school; hospital; home for the aged or indigent persons; home for veterans, their wives/husbands or children; or any military or naval station? ☐ **Yes** ☒ **No**

3. If the answer to question 2 is yes, answer the following: Is applicant's place of business a hotel offering restaurant service, a regularly organized club, a restaurant, a food shop, or other place where the sale of alcoholic liquors is not the principal business? ☐ **Yes** ☐ **No**

   If yes, answer a, b and c:
   a. State the kind of such business:
   b. Give date on which applicant began the kind of business named at this location:
   c. Has the kind of business designated been established at this location for such purpose prior to February 1, 1934, and carried on continuously since such time by either the applicant or any other person?

   ☐ **Yes** ☐ **No**

   N/A

4. If premises for which an alcoholic liquor license is herein applied for are within 100 feet of a church, have such premises been

	licensed for the sale of alcoholic liquor at retail prior to the establishment of such church? ☐ **Yes** ☐ **No** **If yes**, have the premises been continuously operated and licensed for the sale of alcoholic liquor at retail since the original alcoholic liquor license was issued therefore? ☐ **Yes** ☐ **No** N/A
5.	Is the place for which the alcoholic liquor license is sought a dwelling house, flat, or apartment used for residential purposes? ☐ **Yes** ☒ **No**
6.	Is there any access leading from premises to any other portion of the same building or structure used for dwelling or lodging purposes and which is permitted to be used or kept accessible for use by the public? (Connection between premises and such other portion of building or structure as is used only by the applicant, his/her family and personal guests not prohibited.) ☐ **Yes** ☒ **No**
7.	If applicant conducts or will conduct in the same place any other class of business in addition to that of City Retailer of Alcoholic Liquor, state the kind and nature of such business: ☐ **Yes** ☒ **No**
8.	Are all rooms where liquor will be sold for consumption on the premises continuously lighted during business hours by natural light or artificial white light so that all parts of the interior shall be clearly visible? ☒ **Yes** ☐ **No**
9.	Are premises located in any building belonging to or under the control of the State of Illinois or any other political subdivision thereof, such as county, city, etc.? ☐ **Yes** ☒ **No**
10.	Are the premises for which license is herein applied for a store or place of business where the majority of customers are minors of school age or where the principal business transacted consists of school books, school supplies, food or drinks for such minors? ☐ **Yes** ☒ **No**
11.	It is required by the City of St. Charles that all employees undergo BASSET training. Provide a copy of the certificate of training completion for each manager. All certificates for managers have been submitted: ☒ **Yes** ☐ **No**
12.	From your observation and investigation, has applicant–to the best of your knowledge–truthfully answered all questions? ☒ **Yes** ☐ **No** **If no**, state exceptions:
13.	Have all persons named in this application been fingerprinted? ☒ **Yes** ☐ **No** Fingerprinted by: SCPD Date: 09/30/2020
14.	Other necessary data: See Memo

Illinois Casualty Company

225 20th Street, Rock Island, IL 61201 • (309) 793-1700 • (800) 445-3726 • Fax: (309) 793-1707 • www.ilcasco.com

Date: 09/04/2020

Agency: Chicagoland SIA, AP

Attention: Joanne Hart

Enclosed Quote(s):

LQ1291129 Liquor Liability

Named Insured(s): Samp Two Inc DBA MP's Liquor

Location(s) of Risk: 1 - 201 W Main St, Saint Charles, IL 60174 (Kane County)

Any deletion or modification of coverage may not be directly proportional to the premium charge shown on the quotation. Please contact your Underwriter for a revised quotation if any coverages are deleted or modified.

Quotation(s) expire thirty (30) days from the indicated effective date shown on the quotation(s).

For any questions, please contact us immediately.

Jamie Malloy, CPCU, AU, AIS
Team Leader

NEW BUSINESS QUOTATION

Insurance Proposal for:

Samp Two Inc DBA MP's Liquor

Presented by:

Chicagoland SIA, AP

These materials provide a brief overview of insurance protection that may be provided by Illinois Casualty Company. Given the space limitation, a complete analysis of each and every policy term, condition, exclusion or other provision cannot be provided. These materials are subject to the terms of the actual insurance policy or policies issued. Please read your entire policy or policies issued. Contact your insurance agent with any questions.

Any deletion or modification of coverage may not be directly proportional to the premium charge shown on the quotation. Premiums by premises are included for allocation purposes only.

Illinois Casualty Company

225 20th Street, Rock Island, IL 61201 • (309) 793-1700 • (800) 445-3726 • Fax: (309) 793-1707 • www.ilcasco.com

Illinois Casualty Company

YOUR SUPPORT IS NEEDED!

The Illinois Licensed Beverage Association is an advocate for retail business engaged in the sale and/or service of beverage alcohol.

ILLINOIS LICENSED BEVERAGE ASSOCIATION

Members make the Illinois Licensed Beverage Association (ILBA) an effective advocate. With a diverse, active membership involved in the policymaking process, ILBA's positions can truly represent an industry point of view.

The Illinois Licensed Beverage Association is an advocate for retail businesses engaged in the sale and/or service of beverage alcohol. A not-for-profit business trade association, the ILBA:

- Expresses, promotes, and accomplishes the aims and desires of Illinois alcoholic beverage permit holders.
- Encourages a better relationship between the retail beverage industry and the citizens of the State of Illinois.
- Works to cooperate with all legally constituted law enforcement agencies so that all businesses of alcoholic beverage permittees are operated in accordance with Illinois State Law.
- Elevates the reputation of the licensed beverage industry in the opinions of all that come in contact with it.
- Provides a means through which a better understanding and relationship is secured among members of the retail beverage industry throughout Illinois.

Illinois Casualty Company is endorsed by the ILBA as the preferred provider of insurance protection for its members. As an insurer of taverns, restaurants, package liquor stores, private clubs and banquet facilities, our successes are dependent upon the successes of your industry.

As an ILBA member, you may qualify for a premium savings of up to 20% on your liquor liability insurance - ask your Illinois Casualty Company Agent for details.*

If you are already a member, thank you for your support! If you are not a member, JOIN TODAY via the attached membership application.

*You must be an active ILBA member by the effective date of the policy.

Illinois Casualty Company

225 20th Street, Rock Island, IL 61201 • (309) 793-1700 • (800) 445-3726 • Fax: (309) 793-1707 • www.ilcasco.com

LIQUOR LIABILITY NEW BUSINESS QUOTATION

Quote #:	**LQ1291129**	Proposed Effective Date:	September 3, 2020
Quote Date:	September 4, 2020	Proposed Expiration Date:	September 3, 2021
Named Insured(s):	**Samp Two Inc DBA MP's Liquor**		

LIQUOR LIABILITY

Illinois Casualty Company

	Limits of Insurance		
Description	**Option 1**	**Option 2**	**Option 3**
Each Common Cause Limit	$150,000	$300,000	$500,000

Premises 1 *201 W Main St, Saint Charles, IL 60174*
Kane County

		Premium		
Food receipts:	$50,000	**Option 1**	**Option 2**	**Option 3**
Liquor receipts:	$500,000	**$487**	**$521**	**$530**
Other receipts:	$0			
Total receipts:	$550,000			

Coverages Provided

		Premium		
Description	**Premises**	**Option 1**	**Option 2**	**Option 3**
Certified Terrorism Coverage	All	**Included**	**Included**	**Included**

(*) - Items automatically added or changed by ICC. (**) - Items requested to be added or changed.

PREMIUM TOTALS

	Option 1	Option 2	Option 3
Minimum Applicable Total Premium:	*$250*	*$250*	*$250*
TOTAL PREMIUM:	**$487**	**$521**	**$530**
Potential premium savings* as a member of the Illinois Licensed Beverage Association:	**$98**	**$104**	**$106**
Total Annual Premium with maximum ILBA credit applied:	**$389**	**$417**	**$424**

* Members of the ILBA may qualify for a premium credit of up to 20%, dependent upon answers to the ILBA Questionnaire and applicable minimum premiums; the credit shown above is the maximum premium credit available - actual premium credit that will be applied may be less.

NOTICE OF TERRORISM COVERAGE

You are hereby notified that under the Terrorism Risk Insurance Act, as amended, you have a right to purchase insurance coverage for losses resulting from "certified acts of terrorism", as defined in Section 107(a)(1) of the Act: The term "act of terrorism" means any act that is certified by the Secretary of the Treasury to be an act of terrorism; to be a violent act or an act that is dangerous to human life, property, or infrastructure; to have resulted in damage within the United States, or outside the United States in the case of certain air carriers or vessels or the premises of a United States mission; and to have been committed by an individual or individuals as part of an effort to coerce the civilian population of the United States or to influence the policy or affect the conduct of the United States (U.S.) Government by coercion.

You should know the terrorism coverage offered under this policy excludes "certified acts of terrorism" involving nuclear, biological, chemical or radiological terrorism.

You should know that where coverage is provided by this Policy for losses resulting from "certified acts of terrorism", such losses may be partially reimbursed by the U.S. Government under a formula established by federal law. However, your Policy may contain other exclusions which might affect your coverage, such as an exclusion for nuclear events. Under the formula, the U.S. Government generally reimburses 85% of covered terrorism losses exceeding the statutorily established deductible paid by the insurance company providing the coverage. The premium charged for this coverage is provided below and does not include any charges for the portion of loss that may be covered by the federal government under the Act.

You should also know that the Terrorism Risk Insurance Act, as amended, contains a $100 billion cap that limits U.S. Government reimbursement as well as insurers' liability for losses resulting from "certified acts of terrorism" when the amount of such losses in any one calendar year exceeds $100 billion. If the aggregate insured losses for all insurers exceed $100 billion, your coverage may be reduced.

The portion of your annual premium that is attributable to coverage, as provided, for "certified acts of terrorism" is: $0.00 (zero).

Illinois Casualty Company

225 20th Street, Rock Island, IL 61201 • (309) 793-1700 • (800) 445-3726 • Fax: (309) 793-1707 • www.ilcasco.com

UNDERWRITING COMMENTS

GENERAL INFORMATION

Quote Subject to Satisfactory Inspection and Verification of Loss History.

NOTE: An original, signed APPLICANT'S AGREEMENT TO THE INSURANCE APPLICATION(S) is required for each named insured before a policy can be issued.

LIQUOR LIABILITY INFORMATION

COVERAGE

Coverage includes common law coverage for the injuries that occur in state and out of state. No annual aggregate limit. "Owners" of premises automatically qualify as insureds.

UNDERWRITER COMMENTS

Please provide complete information regarding the applicant's CGL carrier. We cannot bind coverage without this information.
Company -
Limits -
Policy Term -

Certificate of Completion

American Safety Council

PRATIK PATEL

Has diligently and with merit completed the

Off-Premise BASSET Alcohol Certification on 3/27/2018

from the American Safety Council.

Jeff Pairan

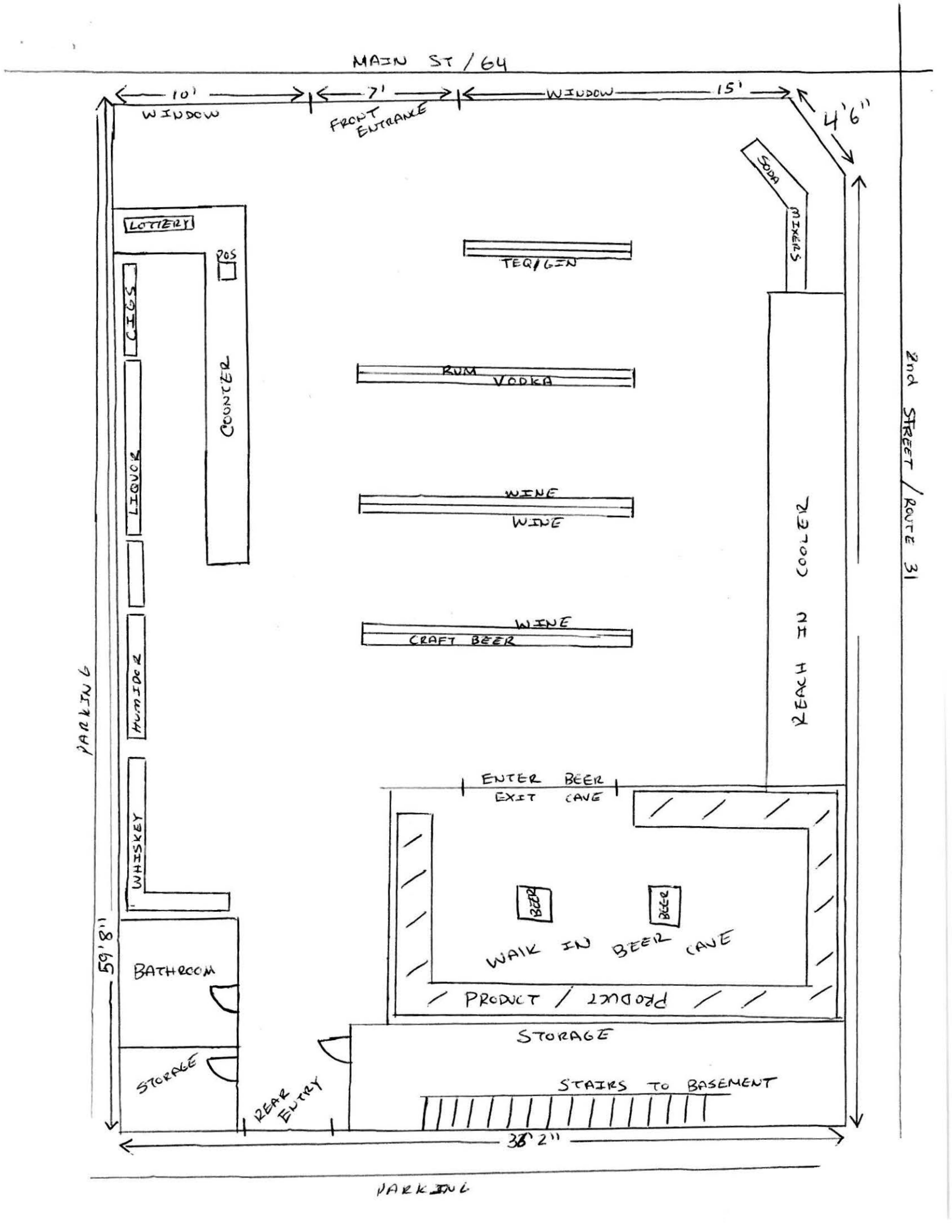
MAIN ST / 64
10'
WINDOW
7'
FRONT ENTRANCE
WINDOW
15'
4'6"
SODA
MIXERS
LOTTERY
POS
CIGS
COUNTER
LIQUOR
HUMIDOR
WHISKEY
TEQ/GIN
RUM
VODKA
WINE
WINE
WINE
CRAFT BEER
REACH IN COOLER
2nd STREET / ROUTE 31
PARKING
59'8"
BATHROOM
STORAGE
REAR ENTRY
ENTER BEER CAVE
EXIT
BEER
BEER
WALK IN BEER CAVE
PRODUCT / PRODUCT
STORAGE
STAIRS TO BASEMENT
38'2"
PARKING

MAIN ST (64)
2nd St / Route 31
201 WEST MAIN ST
Building

MP'S LIQUOR WINE AND BEER

BUSINESS PLAN

Prepared by:

Pratik Patel

201 w Main St
Saint Charles IL, 60174
6305048729
Pat_1992_21@yahoo.com

I. EXECUTIVE SUMMARY

MP'S Liquor Wine and Beer(samp two inc) is a company based at 201 W Main Street Saint Charles, IL 60174 which intends to expand into the retail segment of the liquor industry.

The company will be formed as a corporation under the Illinois state law and regulations, which will be headed by Pratik Patel.

The company will have 2 full time employees and 1 part time employee.

The company will primarily be retailing in liquor, wine and beer. The company will provide to the community a selection of higher end spirits and a vast selection of craft beer. The company is a family owned organization, with that we would like to provide a clean and friendly shopping environment, know our customers and hope to be involved in the community sponsorships and events.

The company will not have any indoor or outdoor seating and will not play any live music.

II. BUSINESS SUMMARY

The liquor industry for retail make up about $61.8 billion dollars in revenue in 2020. With liquor sales being up due to Covid 19 and everyone staying home or not going out this should help with retail sales even more, proving that this is a successful industry.

The success of every business is done differently. The company plans to be involved in the community and become part of the chamber and any business organization in the city.

The company plans to clean up the outside(not make any changes) with the permission from landlord and the historic community, as well as the city.

Like basic paint or power wash of the windows or entrance. Prepare the inside as a customer friendly environment in compliance with the city fire and building code to do business.

This will help in building and cater to the community and build a clientele for a long relationship.

The company does affirm that all promoters have legally acquired all trademarks and patents.

The company is aware that this is age related business and knows the laws and rules for selling. The company will train employees to follow same practice and basset training for all employees. The company will also use a pos system with same capabilities.

The company will be operating well under the city allowed for sale of retail liquor. The company plans to sell from 10am – 10pm.

III. MARKETING SUMMARY

The company is majorly targeting and catering to the higher end spirit and craft beer enthusiasts in the local community of city of Saint Charles.

The estimated clientele is approximately 2500 in the company's geographic scope.

The company will keep in mind all competitors pricing when setting prices for the company. The company will also keep in mind the marketing and customer acquisition methods used by competitors to set similar methods to thrive in the local community. The company will reward for shopping with points, same as competitors.

Providing a five-star excellent service to every client/customer. From one on one with the client related to product or any special requests. The same

will be handled for any complaints or conflicts. This will all help with building strong local client base.

MINUTES
CITY OF ST. CHARLES
GOVERNMENT OPERATIONS COMMITTEE
ALD. MAUREEN LEWIS, CHAIR
MONDAY, OCTOBER 19, 2020

1. Call to Order

The meeting was called to order by Chairman Lewis at 8:20 p.m.

2. Roll Call

Present: Lemke, Bancroft, Gruber, Vitek, Pietryla, Bessner, Stellato, Silkaitis, Payleitner

Absent: None

3. Administrative

a. Fuel Tax Information August, 2020
b. Video Gaming Information September, 2020

4. Omnibus Vote

Items with an asterisk (*) are considered to be routine matters and will be enacted by one motion. There will be no separate discussion on these items unless a council member/citizen so requests, in which event the item will be removed from the consent agenda and considered in normal sequence on the agenda.

Motion by Ald. Bancroft, second by Ald. Vitek to approve the omnibus vote.

Roll Call Vote: Ayes: Lemke, Bancroft, Gruber, Vitek, Pietryla, Bessner, Stellato, Silkaitis, Payleitner, Nays: None. Chairman Lewis did not vote as Chairman. **Motion Carried**

5. Police Department

a. Recommendation to approve a Proposal for a D10 Liquor License Application for Urban Air, Located at 2732 E. Main St., St. Charles.

Chief Keegan mentioned that this item was presented at the Liquor Control Commission meeting earlier and passed with a vote of 3 – 0. This license is a D-10 which is similar to Chuck-E-Cheese, or Funway. They are located in the Foxfield Commons Shopping Center in the former Butera location. The local Manager, Kevin White, was also present at the meeting. Chief Keegan explained that alcohol consumption would take place in the Café area of the establishment. If a patron purchases alcohol they will not be allowed on attractions. If they have a wristband for attractions it will be cut, voiding the wristband.

Kevin White addressed the Council and explained that the staff of Urban Air is trained that if alcohol is consumed patrons are not allowed on the attractions. Additionally, he explained that staff alerts adults to this policy when they arrive. Additionally, there is signage explaining the policy posted at the establishment.

Ald. Lewis confirmed with Mr. White that only certain amounts of people are allowed in the building and that they are masked. Mr. White said they are currently only allowing 100 people in the building and that masks are worn at all times.
Motion by Ald. Payleitner, second by Ald. Stellato to recommend the approval of a Proposal for a D10 Liquor License Application for Urban Air, Located at 2732 E. Main St., St. Charles.

Roll Call Vote: Ayes: Lemke, Bancroft, Gruber, Vitek, Pietryla, Bessner, Stellato, Silkaitis, Payleitner; Nays: None. Chairman Lewis did not vote as Chairman. **Motion Carried**

b. Recommendation to approve a Proposal for an A1 Liquor License Application for MP's Liquor, Wine & Beer, Located at 201 W. Main St., St. Charles.

Chief Keegan explained that this application was presented at the Liquor Control Commission meeting and did not advance. The vote was 3-0 to deny the recommendation to this committee. Chief noted that Pratik Patel owns liquor stores in Batavia and North Aurora. The Batavia location was cited for delivery of alcohol to a minor to which he pleads liable and was fined $1,000. There have been no issues with the location in North Aurora. Chief Keegan said that he spoke with the Chiefs of Police in both Batavia and North Aurora and reviewed his background material. Chief Keegan stated that Mr. Patel was not forthcoming with the information he provided and that he has had some very frank conversations with Mr. Patel regarding these issues. His Dram Shop, site and floor plans, and basset training are in order.

Mr. Patel stated that he was nervous while at the Liquor Control Commission meeting and didn't understand what they were asking. He acknowledged that he wasn't forthcoming with the information because he was trying to hide the violation. He ensured the Committee Members that it will not happen again.

Ald. Silkaitis pointed out the only store listed on the application is the North Aurora store. The Batavia store wasn't listed at all. Because of this Ald. Silkaitis indicated that he would be voting against this application. Mr. Patel explained that the store in St. Charles has the same name as the North Aurora Store which is why he didn't include the Batavia store as part of the application. Mr. Patel further explained that he is going to be selling his share of the Batavia store. He acknowledged that is was a mistake to leave that information off the application.

Ald. Vitek asked Chief Keegan if he is comfortable with the establishment. Chief Keegan stated that he's had some frank discussions with Mr. Patel to let him know that they would be watching his establishment closely and there is zero tolerance for this type of violation. Ald. Vitek asked about the discussions Chief had with the Chiefs of Police in Batavia and North Aurora. Chief Keegan answered that the location in North Aurora hasn't had any issues. The location in Batavia, where the applicant is a 25% owner, has

had some complaints regarding underage sales.

Ald. Stellato asked Mr. Patel if he is going to be investing money in the building. Mr. Patel said that he is going to be installing coolers for the beer cave, which is approximately $35,000, a new floating floor is going in, new counters, shelving, security camera, and they will be using third party replication instead of POS.

Ald. Payleitner stated that all the scrutiny that goes into issuing a liquor license is to make sure we get an accurate picture of the business and the applicant. She said she saw 6 red flags in the detective's report, and the detective was misled on more than one occasion. Ald. Payleitner stated that she believes the detectives interpretation on this application and will be voting no.

Ald. Lemke asked what the provisions are for parking. The application said that based on the community, it would be mostly walking traffic. He said he's not sure if someone will park in front, but they aren't promoting that. Ald. Lemke asked if they have spaces available in the vacant lot next to the location. Chief Keegan said that is a possibility.

Ald. Lewis asked if parking is required for retail businesses. Rita Tungare answered that it depends on the type of use and the parking requirements in the zoning ordinance.

Ald. Lewis asked if the rear entrance and front entrance will be used. The applicant said that they would. Ald. Lewis stated that she is concerned about safety with the front entrance.

Ald. Bancroft said that the material provided and leaving things off the application is not the way to start a relationship with the City of St. Charles. He asked Chief Keegan if a license has ever been issued to someone who has had a violation in another jurisdiction. Chief Keegan answered that it most likely has. Ald. Bancroft asked the council members if leaving information off an application would be reason to deny the license. He asked for clarification on the position of the Liquor Control Commission.

Ald. Pietryla answered that the Liquor Commission members were concerned about the selling to minors and that is what prompted the no votes.

Ald. Payleitner added that it's also the lack of trust, not just the violation.

The property owner addressed the committee explained that the property has been in their family since the late 1970's. He said he understands the concerns of the Council. He stated that the applicant is putting money in the business and that's important to him. He wasn't aware of the issues with the application and asked the applicant about it right away. The applicant said it was a mistake. The building owner said it would be nice to have this business at the location because if we get shut down it will stay open.

Ald. Lewis said that the misleading information on the application was concerning to

her. She expressed concerns with the corner entrance and safety of the patrons. She also noted that we've never seen a unanimous vote like that from the LCC.

Motion by Ald. Vitek., second by Ald. Stellato to recommend the approval of a Proposal for an A1 Liquor License Application for MP's Liquor, Wine & Beer, Located at 201 W. Main St., St. Charles.

Roll Call Vote: Ayes: Bancroft, Gruber, Vitek, Bessner, Stellato; Nays: Lemke, Pietryla, Silkaitis, Payleitner. Chairman Lewis did not vote as Chairman. **Motion Carried**

6. Finance Department

*a. **Budget Revisions September, 2020**

Motion by Ald. Bancroft, second by Ald. Vitek to approve the omnibus vote.

Roll Call Vote: Ayes: Lemke, Bancroft, Gruber, Vitek, Pietryla, Bessner, Stellato, Silkaitis, Payleitner, Nays: None. Chairman Lewis did not vote as Chairman. **Motion Carried**

7. City Administration

a. **St. Charles Business Alliance Holiday Homecoming 2020 – Information Only**

Jenna Sawicki, the executive director from the St. Charles Business alliance presented the plans for Holiday Homecoming 2020.

8. Additional Items from Mayor, Council, Staff, or Citizens.

9. Executive Session

- Personnel –5 ILCS 120/2(c)(1)
- Pending Litigation – 5 ILCS 120/2(c)(11)
- Probable or Imminent Litigation – 5 ILCS 120/2(c)(11)
- Property Acquisition – 5 ILCS 120/2(c)(5)
- Collective Bargaining – 5 ILCS 120/2(c)(2)
- Review of Executive Session Minutes – 5 ILCS 120/2(c)(21)

10. Adjournment

Motion by Ald. Lemke, second by Ald. Payleitner to adjourn the meeting at 9:01 pm.

Voice Vote: Ayes: Unanimous; Nays; None: Chairman Lewis did not vote as chair. **Motion Carried.**

:tc

MINUTES
CITY OF ST. CHARLES, IL
GOVERNMENT SERVICES COMMITTEE MEETING
CHAIRMAN RONALD SILKAITIS
MONDAY, OCTOBER 26, 2020

1. **CALL TO ORDER**

2. **ROLL CALL**

Present: Payleitner, Lemke, Bancroft, Gruber, Vitek, Pietryla, Bessner

Via Zoom: Stellato, Lewis

Absent: None

3. **ADMINISTRATIVE**

a. Electric Reliability Report – Information Only

b. Natural Resources Commission Minutes – Information Only

A discussion was had regarding an item noted in the Natural Resources Commission minutes regarding single use bags. A.J. Reineking said that the commission is reviewing the topic. They are working on gathering information including what is being considered regionally and state-wide.

4. **OMNIBUS VOTE**

Items with an asterisk (*) are considered to be routine matters and will be enacted by one motion. There will be no separate discussion on these items unless a council member/citizen so requests, in which event the item will be removed from the consent agenda and considered in normal sequence on the agenda.

Note: Ald. Stellato and Ald. Lewis left the meeting due to audio issues.

5. **PUBLIC WORKS DEPARTMENT**

*a. **Recommendation to approve Illinois Department of Transportation Resolution Regarding Non-Routine Maintenance Work Within the State Right-of-Way for 2021 and 2022**.

Motion by Ald. Lemke, second by Ald. Payleitner to approve the Omnibus vote.

Voice Vote: Ayes: Unanimous; Nays; None: Chairman Silkaitis did not vote as chair. **Motion Carried.**

*b. **Recommendation to approve Real Estate Agreement for 108 S. 8th Avenue.**

Motion by Ald. Lemke, second by Ald. Payleitner to approve the Omnibus vote.

Voice Vote: Ayes: Unanimous; Nays; None: Chairman Silkaitis did not vote as chair. **Motion Carried.**

c. **Recommendation to approve Notice of Intent for Country Club Lift Station Construction Project.**

Tim Wilson explained that the funding for this lift station is part of an IEPA low interest loan. The City received 5 bids for the project on Wednesday, September 23. It was discovered during the process that the low bidder, Martam Construction, did not follow the requirements for disadvantaged contractor/businesses. Staff consulted with the IEPA regarding Martam's submittal and it was determined that Martam's bid not meet the requirements of the loan program rules. Ciorba Group, the overseeing engineer, and staff found the low bidder Non-Responsive.

The second low bidder H. Linden & Sons, provided a complete bid. It is the recommendation of staff and Ciorba Group to H. Linden & Sons.

Motion by Ald. Payleiter, second by Ald. Lemke to recommend the approval of Notice of Intent to H. Linden & Sons for the Country Club Lift Station Construction Project in the amount of $455,565. Upon IEPA bid approval, the Notice of Award and Notice to Proceed and a Resolution authorizing the Mayor and Clerk to execute the same on behalf of the City of St. Charles will be issued by the City.

Roll Call Vote: Ayes: Payleitner, Lemke, Bancroft, Gruber, Vitek, Pietryla, Bessner; Nays: None. Chairman Silkaitis did not vote as Chairman. **Motion Carried**

d. **Recommendation to Authorize the Purchase of Untreated Rock Salt through the State of Illinois Purchasing Program.**

AJ Reineking explained that the Public Works Department purchases salt through the State's procurement process. In 2019/2020 the City purchased rock salt from Compass Minerals America of Overland Park, Kansas at a bid rate of $81.25 per ton, 5000 tons were ordered. The State's purchasing procedure allows local jurisdictions to renew their contract for up to 1 year at the same rate. Rather than re-bidding, the State recommended we exercise our renewal option and renew with Compass.

Ald. Lemke said when compared with the others we're lower and asked if that's because we're receiving under the current bid and we're able to carry forward the prior year. AJ answered that last year prices went up, and we were able to get a better rate compared to a lot of our neighbors in Kane County. The fact that we combine with D303 helps to bolster the size of the order.

Motion by Ald. Payleitner, second by Ald. Pietryla to recommend the authorization of the purchase of untreated rock salt from Compass Minerals through the State of Illinois Joint Purchasing Program in the amount of $81.25 per ton.

Roll Call Vote: Ayes: Payleitner, Lemke, Bancroft, Gruber, Vitek, Pietryla, Bessner; Nays: None. Chairman Silkaitis did not vote as Chairman. **Motion Carried**

6. **EXECUTIVE SESSION**

- Personnel –5 ILCS 120/2(c)(1)
- Pending Litigation – 5 ILCS 120/2(c)(11)
- Probable or Imminent Litigation – 5 ILCS 120/2(c)(11)
- Property Acquisition – 5 ILCS 120/2(c)(5)
- Collective Bargaining – 5 ILCS 120/2(c)(2)
- Review of Executive Session Minutes – 5 ILCS 120/2(c)(21)

7. **ADDITIONAL ITEMS FROM MAYOR, COUNCIL, STAFF OR CITIZENS**

8. **ADJOURNMENT**

Motion by Ald. Lemke, second by Ald. Bancroft to adjourn the meeting at 7:22pm.

Voice Vote: Ayes: Unanimous; Nays; None: Chairman Silkaitis did not vote as chair. **Motion Carried.**

:tc

MINUTES
CITY OF ST. CHARLES
PUBLIC HEARING
MEETING
CHAIRMAN RONALD SILKAITIS
MONDAY, OCTOBER 26, 7:00 PM

1. **Call to Order**
   The Public Hearing was called to order by Chairman Silkaitis at 7:00 PM.

2. **Roll Call**

   Present: Payleitner, Lemke, Bancroft, Gruber, Vitek, Pietryla, Bessner

   Via Zoom: Stellato, Lewis

   Absent: None

3. **Presentation**
   Tin Wilson briefly discussed details concerning the IEPA Loan and Construction Improvements at the Water Treatment Facility.

   Chairman Silkaitis asked if there were any questions submitted. Deputy City Clerk Conti responded that no questions were submitted.

4. **Public Comment**

5. **Adjournment**
   Motion by Ald. Lemke, second by Ald. Payleitner to adjourn the meeting at 7:05 pm.

   Voice Vote: Ayes: Unanimous; Nays: None. Commissioner Rogina did not vote as Commissioner. **Motion Carried**

_____
Charles Amenta, City Clerk

CERTIFIED TO BE A TRUE COPY OF ORIGINAL

_____

Charles Amenta, City Clerk

MINUTES
CITY OF ST. CHARLES, IL
PLANNING AND DEVELOPMENT COMMITTEE
MONDAY, OCTOBER 12, 2020 7:00 P.M.

Members Present: Stellato (via Zoom), Silkaitis, Payleitner, Lemke, Bancroft, Gruber, Vitek, Pietryla, Bessner, Lewis

Members Absent: None

Others Present: Mark Koenen; City Administrator, Rita Tungare; Director of Community & Economic Development, Russell Colby; Assistant Director of Community & Economic Development, Rachel Hitzemann; City Planner, Ciara Miller; Econ. Dev. Planner

1. CALL TO ORDER

The meeting was convened by Chair Payleitner at 7:00 p.m.

2. ROLL CALLED

Roll was called:
Present: Silkaitis, Payleitner, Lemke, Bancroft, Gruber, Vitek, Pietryla, Bessner, Lewis
Absent: Stellato (joined after roll call via Zoom)

3. OMNIBUS VOTE

*4f. Historic Preservation Commission recommendation to approve a Landmark Nomination for 216 Cedar Ave.

*4g. Historic Preservation Commission recommendation to approve a Landmark Nomination for 316 Cedar Ave.

*4h. Historic Preservation Commission recommendation to approve a Façade Improvement Grant for 13 S. 2nd St.

Ald. Bessner made a motion to approve omnibus items *4f, *4g and *4h, on the Agenda. Seconded by Ald. Lewis.

Roll was called:
Ayes: Bessner, Lewis, Silkaitis, Lemke, Bancroft, Gruber, Vitek, Pietryla
Absent: Stellato
Recused:
Nays:
Motion passed 8-0

4. COMMUNITY & ECONOMIC DEVELOPMENT

a. Presentation of a Concept Plan for Oliver-Hoffman Resubdivision.

Mr. Colby presented the Executive Summary posted in the meeting packet.

Scott Shelton, Ryan Homes in Naperville, gave a presentation on the project. He noted the proposed plan includes building homes designed for the empty-nester buyer. He provided information on other communities where they have had success with similar plans.

Brad Hovanek, Cage Engineering-Downers Grove, reviewed the zoning restrictions. He said staff recommended they move forward with an RM-2 PUD and they agree with that approach. He showed the wetlands on site and said their goal is to mitigate them on and off site.

Ald. Silkaitis asked about the variations on the road and parking restrictions. Mr. Colby said recent residential projects have allowed for narrower streets as long as they are at least 26 ft. wide. This would allow for parking on one side of the street.

Ald. Lemke said he wasn't sure what they would gain with another street having access to the mall. Mr. Colby said the Plan Commission thought they could have a location where a connection could be made in the future if an opportunity existed to do so.

Ald. Bancroft was in favor of the land use. He said he liked the plan and felt it was perfect for a PUD. Alds. Gruber, Vitek, Pietryla and Bessner were all in favor of the plan.

Ald. Lewis said she supports the connecting road into the mall, but asked if they could make the garages less prominent.

b. Presentation of a Concept Plan for 1023 W. Main St.

Mr. Colby presented the Executive Summary posted in the meeting packet.

Eric Carlson, ECA Architects in Geneva, provided further details. The owner would like feedback regarding the closing of the westerly entrance. He sees that as a valuable access point to the site. When the tanker truck comes to fill the tanks, it blocks the other entrance and during that time there is only one access point. Mr. Carlson also noted the apartment will initially be used for the owner's son to help run the business.

Ald. Lewis expressed concern that the yellow house that sits behind the building will have a view of the back of the new 2-story building. Mohammed Shahid Ali, gas station property owner, said there are trees there that are owned by the yellow house and these will help block some of the view. Mr. Carlson noted the new building will also sit approximately 5 ft. lower than the exiting house. Mr. Ali has been in contact with the neighbor and is working to resolve their concerns.

Ald. Bessner asked how common it is to have a residential unit on a property with a gas station and would there be any environmental concerns if it was rented to the general public. Mr. Ali said it is very common in the City of Chicago.

Ald. Gruber asked if they only have the 3-4 parking spots shown on the plan. Mr. Ali said that is all they have. He noted most people do not take a spot. They park by the gas tanks.

Ald. Lemke asked if there were any setback requirements that need to be considered. Mr. Colby said there are building setbacks that would need to be considered if this was rezoned to a commercial district and there would need to be PUD deviations granted to allow the building to be as close to the rear lot line as it is. The gas pumps and canopy would also require deviations for the setback from Main Street. Ald. Lemke also noted the parking doesn't seem sufficient for a convenience store.

Ald. Silkaitis asked what else could be built on the site now that it's gone back to residential zoning. Mr. Colby said the only permitted use at this time would be single family residential. Ald. Silkaitis said they are asking for too many variances.

c. St. Charles Initiative Update and Request to Approve Concept Design and Services Agreement with Serena Sturm.

Ald. Vitek, Chair of the St. Charles Initiative Advisory Committee, presented the information posted in the meeting packet. She noted the Initiative will fundraise $1.7 million. The expenditure for the Schematic Design phase is a little over $166,000. This is the portion that the City will contribute. These funds will come from the $1 million FY 20/21 budget for the East Plaza.

She reviewed the following questions that were brought up at during their previous presentation:

- Greenspace: The Initiative is interested in this, but they will need additional time to look into the schematic design of it. Some ideas included a lawn portion underneath the solar panels with additional trees and greenery along the side.

- Splash park: This was initially discussed when they started the project, but since it is a plaza concept, they felt it might be better to initiate conversations with the park district to see if they would be interested in adding this feature in an area by the south entrance of the plaza.

- Public feedback: They have met with several business owners and residents and received mostly positive feedback. There has also be some social media print press on this and the Initiative has addressed feedback from there. Once the concept is approved, they would like to put up larger concept signage on First Street that includes an opportunity for individuals to provide feedback via email. They also plan to host informational meetings tied in with fundraising efforts.

Ald. Pietryla asked if the Committee's approval for the concept would be final. Ald. Vitek said they are asking if the Committee is comfortable with the concept and the design

around it. Things such as the focal point and the solar panels could change a little bit once they get into the details of engineering. Ald. Pietryla felt the height of the focal point was too high and expressed concern that his approval would limit the ability to make changes to it.

Ald. Lewis said she likes many of the features in the concept, but doesn't have enough information to approve the price. She would like to see some of the feedback they received. She asked if the $166,000 goes to designing the whole thing or just filling up the hole.

Ald. Gruber asked about a proposed timeline for the whole project. Ald. Vitek said they were looking at the construction phase taking place in the summer of 2021.

Ald. Silkaitis felt they should be getting engineering bids and filling the hole first. Mr. Colby stated part of the engineering work that is included in the contract would be to look at the engineering feasibility of the improvements that are shown on the plan and to evaluate if those elements can be included.

Ald. Silkaitis said they should raise a minimum from fundraising before they commit to spending it. Ald. Vitek said if they look at the full cost of the project, they have technically raised $1 million of the purchase to fill the hole.

Ald. Lemke said it's premature to say what the obelisk in the middle will look like. He said the hole has to be filled and compacted before they can establish what they can do with that part of the parcel. He felt it was a work in process.

Ald. Bancroft clarified the approvals being considered. He said they are just being asked to approve the general concept and the $166,000 to get drawings done to be reviewed and approved. It has nothing to do with engineering plans. Ald. Silkaitis felt they need to engineer the hole before they can build on top of it and he would like the exact cost to fill the hole. Ald. Bancroft asked what difference that makes to a schematic design and approval of a contract. Ald. Silkaitis said if the number to fix the hole is much higher than estimated it could potentially change everything. Ald. Bancroft asked what they would do if the cost was much higher than expected. Ald. Silkaitis stated they would fill the hole, but adjust the budget for the remaining items. He felt they should be approving something to fill the hold first before approving what goes on top of it.

Ald. Stellato said filling in the hole is not that simple. You cannot fill it until you know where everything above it is going to go. You want to avoid filling it twice. Ald. Silkaitis said they should get all the numbers first and then approve it all at once. Ald. Stellato continued to explain that they need to know what features are going above the hole before it is filled.

Chair Payleitner asked if the existing schematic design will work for fundraising efforts. Ald. Vitek said she needs approval of the concept plan first.

Mr. Koenen explained they just have a concept at this point. The schematic design tells them if the concept is feasible. They like the concept, so their first question is whether or

not they can close First St. at Rt. 64. IDOT indicated they have met the milestones for closing First St. while still retaining the traffic signal for pedestrian crossing. He felt this was a conceptual idea that the Committee needs to know before they can be comfortable going to final design. He noted they are going to build a wall and fill the hole, but before they can do that, they have this concept, and some of the items they still need to explore in the next phase of the schematic design. The concept gives them the idea as to what they want it to look like.

Chair Payleitner felt this project should have a lot of conversations and public input, not just the Committee's feedback. She asked why this is being rushed. Mr. Koenen stated he would prefer to have a better idea that their concept can be built before they have the public process in this forum where we amend the project plan for what this site will look like. He said there is an existing PUD plan for this property that includes a three-story building on the corner. The new plan suggests that they would take away the three-story building and replace it with something else. He felt the first phase of construction would be to build the wall and fill the hole.

Ald. Bancroft said if you don't go through with schematic designs you won't know what goes under the ground.

Chair Payleitner asked about the RFP and engineering process. Mr. Koenen recommended using the same consultant they used for the concept engineering.

Ald. Lewis asked about public bathrooms. Mr. Koenen said the plan does not include public facilities.

Steve Waszkowiak, Initiative Committee member, 400 North Ave, said the first part is to decide what you are making. The idea was for the City to fund the activity to lay out the concept to show all the add-ons that could be included so that when the bids go out to fill the hole, you can at least consider those elements. The bid process would provide a minimum cost to fill the hole and then costs to include the other proposed above-ground options.

Ald. Bancroft said they need to consider who is doing what and what the comfort level is. He noted the Committee is going to be the developer of the site. When the Initiative makes a presentation, all the members need to be in the room.

Ald. Pietryla expressed support for the general concept. Ald. Lewis asked for more green space. Chair Payleitner would like to have more phasing mapped out and suggested it match up with fundraising. Ald. Lemke suggested having cost checkpoints along the way.

The Committee discussed the ideas for the centerpiece. Mr. Koenen noted it was intended to be a meeting place identifier. The exact design/option is open for discussion.

Ald. Bancroft suggested having milestone checkpoints. Mr. Koenen pointed out some criteria such as getting the feedback from IDNR and the waterways people, firming up the conversation with IDOT and how they build the wall.

Ald. Bancroft made a motion to approve to approve the schematic design phase of the project with the budgeted amount of $167,000, subject to two caveats; a report back from staff at the 50% completion mark; and an outline of a plan for what they believe will be necessary for adequate level of public comment. Seconded by Ald. Gruber.

Roll was called:
Ayes: Lewis, Stellato, Silkaitis, Lemke, Bancroft, Gruber, Vitek, Pietryla, Bessner, Vitek
Absent:
Recused:
Nays:
Motion passed 9-0

Ald. Bancroft made a motion to approve the concept plan as presented with the major features depicted therein and comments made. Seconded by Ald. Stellato.

Roll was called:
Ayes: Bessner, Lewis, Stellato, Silkaitis, Lemke, Bancroft, Gruber, Vitek, Pietryla
Absent:
Recused:
Nays:
Motion passed 9-0

d. Plan Commission recommendation to approve a Zoning Map Amendment, Special Use for Planned Unit Development and PUD Preliminary Plan for Munhall Glen.

Mr. Colby presented the Executive Summary posted in the meeting packet.

Ald. Lewis asked about the costs for the sidewalks, curbs, and sanitary/sewer. Mr. Colby reviewed the cost estimate included in the packet. Ald. Lewis felt there needs to be a full street that goes through to South Avenue and she would probably be willing to pay the costs to make it look attractive.

Ald. Bancroft did not think full access was necessary. The connection is made right by the marina, the public works facility, and by a bunch of industrial buildings. The biggest issue will be the construction traffic. He suggested making it emergency access only. Ald. Lewis preferred having a neighborhood that allows several ways for people to move about.

Court Airhart, Airhart Construction, said their Fisher Farms community has one access into the neighborhood and it is not a problem. He said they would do a full improvement on their side so that if the usages change on the other side of their property, it is ready for full access.

The Committee agreed with keeping South Avenue as an emergency access only and the other staff recommendations.

Ald. Lewis made a motion to approve a Zoning Map Amendment, Special Use for Planned Unit Development and PUD Preliminary Plan for Munhall Glen. Seconded by Ald. Vitek.

Roll was called:
Ayes: Bessner, Lewis, Silkaitis, Lemke, Bancroft, Gruber, Vitek, Pietryla

Absent:
Recused: Stellato
Nays:
Motion passed 8-0

e. Recommendation regarding 2021 Inclusionary Housing Fee.

Mr. Colby presented the Executive Summary posted in the meeting packet.

John Glenn, Vice Chairman of the Housing Commission, expressed support for the continuing commitment of inclusionary housing in the City.

Liz Eakins, Chairman of the Housing Commission, provided some background information on this fee. She asked the Committee to support the standard that was collaboratively developed in concert with the St. Charles Housing Commission as a standard that was reasonable for all.

Barb Gacic, Housing Commission member, said maintaining the required affordable unit cost would not jeopardize anybody from wanting to develop from in St. Charles in the future.

Chair Payleitner said that the current fee could be a disincentive for moderately priced homes. Ald. Bancroft said the City is one of very few suburban municipalities that have affordable housing and they should be proud of it and protect it. He said the ordinance works and they've seen a lot of great results from having it.

Ald. Lemke made a motion to move recommendation of the 2021 Inclusionary Housing Fee as presented. Seconded by Ald. Bancroft.

Roll was called:
Ayes: Bessner, Lewis, Stellato, Silkaitis, Lemke, Bancroft, Gruber, Vitek, Pietryla
Absent:
Recused:
Nays:
Motion passed 9-0

5. ADDITIONAL BUSINESS – None.

6. EXECUTIVE SESSION – None.

7. ADDITIONAL ITEMS FROM MAYOR, COUNCIL, STAFF OR CITIZENS - None.

8. ADJOURNMENT - Ald. Lemke made a motion to adjourn at 9:30 p.m. Seconded by Ald. Bancroft. Approved unanimously by voice vote. Motion Carried.