

AGENDA
ST. CHARLES CITY COUNCIL MEETING
LORA A. VITEK, MAYOR
MONDAY, FEBRUARY 5, 2024 – 7:00 P.M.
CITY COUNCIL CHAMBERS
2 E. MAIN STREET

- 1. Call to Order.**
- 2. Roll Call.**
- 3. Invocation.**
- 4. Pledge of Allegiance.**
- 5. Presentations**
 - Random Acts of Kindness Week Proclamation
- 6. Omnibus Vote. Items with an asterisk (*) are considered to be routine matters and will be enacted by one motion. There will be no separate discussion on these items unless a council member/citizen so requests, in which event the item will be removed from the consent agenda and considered in normal sequence on the agenda.**
- *7. Motion to accept and place on file minutes of the regular City Council meeting held January 16, 2024.**
- *8. Motion to approve and hold minutes of the January 16, 2024, Government Operations Committee Executive Session.**
- *9. Motion to approve and authorize issuance of vouchers from the Expenditure Approval List for the period of 1/08/2024-1/21/2024 in the amount of \$4,962,365.70.**
- *10. Motion to approve and place on file the Treasurer and Finance Report for the period ending December 31, 2023.**

I. Old Business

- A. None**

II. New Business

- A. Recommendation from Mayor Lora Vitek to approve the appointment of Joseph Cannizzaro to the Natural Resources Commission.

III. Committee Reports

A. Government Operations

- *1. Motion to approve a **Resolution** authorizing the purchase of Panasonic Toughbooks from CDS Office Technologies for \$87,250.
- *2. Motion to approve a **Resolution** Requesting the Closure of Routes 64 and 31 for the St. Patrick's Day Parade.
- *3. Motion to accept and place on file minutes of the January 16, 2024, Government Operations Committee meeting.

B. Government Services

C. Planning and Development

9. **Public Comment**

10. **Additional Items from Mayor, Council or Staff**

11. **Executive Session**

- Personnel – 5 ILCS 120/2(c)(1)
- Pending, Probable or Imminent Litigation – 5 ILCS 120/2(c)(11)
- Property Acquisition – 5 ILCS 120/2(c)(5)
- Collective Bargaining – 5 ILCS 120/2(c)(2)
- Review of Executive Session Minutes – 5 ILCS 120/2(c)(21)

12. **Adjournment**

ADA Compliance

Any individual with a disability requesting a reasonable accommodation in order to participate in a public meeting should contact the ADA Coordinator, Jennifer McMahon, at least 48 hours in advance of the scheduled meeting. The ADA Coordinator can be reached in person at 2 East Main Street, St. Charles, IL, via telephone at (630) 377 4446 or 800 526 0844 (TDD), or via e-mail at jmcmahon@stcharlesil.gov. Every effort will be made to allow for meeting participation. Notices of this meeting were posted consistent with the requirements of 5 ILCS 120/1 et seq. (Open Meetings Act).

OFFICE OF



THE MAYOR

PROCLAMATION

Random Acts of Kindness Week

- WHEREAS,** Random Acts Matter is a non-profit organization dedicated to sharing acts of kindness, care and compassion in our local community; and
- WHEREAS,** Acts of kindness are completed year round through individual nominations and larger community outreach activities; and
- WHEREAS,** Random Acts Matter launched in St. Charles on February 13, 2017, nationally recognized as Random Acts of Kindness Week; and
- WHEREAS,** Random Acts Matter is hosting its 7th annual Random Acts of Kindness Week February 12 through February 18, 2024, to engage the entire community to act with kindness throughout our City, furthering the quality of life for the residents; and
- WHEREAS,** Random Acts Matter believes no act of kindness is too small, as even the simplest act can create a ripple that changes our community for the better.

NOW, THEREFORE, I, Lora Vitek, Mayor of the City of St. Charles do hereby proclaim February 12 through February 18, 2024, as Random Acts of Kindness Week in St. Charles and call its significance to the citizens of the City of St. Charles.



Lora A. Vitek, Mayor

MINUTES
ST. CHARLES CITY COUNCIL MEETING
LORA A. VITEK, MAYOR
MONDAY, JANUARY 16, 2024 – 7:00 P.M.
CITY COUNCIL CHAMBERS
2 E. MAIN STREET

1. Call to Order.

The meeting was called to order by Mayor Vitek at 7:01 pm.

2. Roll Call.

Present: Ald. Silkaitis, Ald. Foulkes, Ald. Bongard, Ald. Muenz, Ald. Lencioni, Ald. Gehm, Ald. Pietryla, Ald. Wirball, Ald. Bessner, Ald. Weber

Absent: None

3. Invocation.

4. Pledge of Allegiance.

5. Presentations

- Presentation from the St. Charles Business Alliance of the 2023 “Made in St. Charles” awards.

6. Motion by Ald. Bessner second by Ald. Wirball to approve the Omnibus Vote.

Items with an asterisk (*) are considered to be routine matters and will be enacted by one motion. There will be no separate discussion on these items unless a council member/citizen so requests, in which event the item will be removed from the consent agenda and considered in normal sequence on the agenda.

Roll Call Vote: Ayes: Ald. Silkaitis, Ald. Foulkes, Ald. Bongard, Ald. Muenz, Ald. Lencioni, Ald. Gehm, Ald. Pietryla, Ald. Wirball, Ald. Bessner, Ald. Weber; Nays: None.

Motion Carried

- *7.** Motion by Ald. Bessner second by Ald. Wirball to accept and place on file minutes of the regular City Council meeting held December 18, 2023.

Roll Call Vote: Ayes: Ald. Silkaitis, Ald. Foulkes, Ald. Bongard, Ald. Muenz, Ald. Lencioni, Ald. Gehm, Ald. Pietryla, Ald. Wirball, Ald. Bessner, Ald. Weber; Nays: None.

Motion Carried

- *8.** Motion by Ald. Bessner second by Ald. Wirball to approve and authorize issuance of vouchers from the Expenditure Approval List for the period of 12/11/2023 – 12/24/2023 in the amount of \$6,968,913.54.

Roll Call Vote: Ayes: Ald. Silkaitis, Ald. Foulkes, Ald. Bongard, Ald. Muenz, Ald. Lencioni, Ald. Gehm, Ald. Pietryla, Ald. Wirball, Ald. Bessner, Ald. Weber; Nays: None.

Motion Carried

- *9. Motion by Ald. Bessner second by Ald. Wirball to approve and authorize issuance of vouchers from the Expenditure Approval List for the period of 12/25/2023 – 01/07/2024 in the amount of \$5,822,194.03.
Roll Call Vote: Ayes: Ald. Silkaitis, Ald. Foulkes, Ald. Bongard, Ald. Muenz, Ald. Lencioni, Ald. Gehm, Ald. Pietryla, Ald. Wirball, Ald. Bessner, Ald. Weber; Nays: None.
Motion Carried
- *10. Motion by Ald. Bessner second by Ald. Wirball to approve the Budget Revisions for December 2023.
Roll Call Vote: Ayes: Ald. Silkaitis, Ald. Foulkes, Ald. Bongard, Ald. Muenz, Ald. Lencioni, Ald. Gehm, Ald. Pietryla, Ald. Wirball, Ald. Bessner, Ald. Weber; Nays: None.
Motion Carried

I. Old Business

- A. None

II. New Business

- *A. Motion by Ald. Lencioni second by Ald. Gehm to approve recommendation from Mayor Lora Vitek to approve the appointment of John Fitzgerald to the Plan Commission.
Roll Call Vote: Ayes: Ald. Silkaitis, Ald. Foulkes, Ald. Bongard, Ald. Muenz, Ald. Lencioni, Ald. Gehm, Ald. Pietryla, Ald. Wirball, Ald. Bessner, Ald. Weber; Nays: None.
Motion Carried
- *B. Motion by Ald. Wirball second by Ald. Pietryla to approve Resolution Authorizing the Purchase of an SUV Vehicle Equipment for the Fire Department that is Budgeted in the next FY and the Sale or Trade of Corresponding Vehicle to be Replaced.
Roll Call Vote: Ayes: Ald. Silkaitis, Ald. Foulkes, Ald. Bongard, Ald. Muenz, Ald. Lencioni, Ald. Gehm, Ald. Pietryla, Ald. Wirball, Ald. Bessner, Ald. Weber; Nays: None.
Motion Carried
Chief Swanson presented information on this motion.

III. Committee Reports

A. Government Operations

- *1. Motion by Ald. Bessner second by Ald. Wirball to approve a Resolution Authorizing the Purchase of One Year of Laserfiche Software Support and Maintenance Services from MCC Innovations (MCCi).
Roll Call Vote: Ayes: Ald. Silkaitis, Ald. Foulkes, Ald. Bongard, Ald. Muenz, Ald. Lencioni, Ald. Gehm, Ald. Pietryla, Ald. Wirball, Ald. Bessner, Ald. Weber; Nays: None.
Motion Carried

- *2. Motion by Ald. Bessner second by Ald. Wirball to approve and place on file the minutes of the December 18, 2023, Government Operations Committee Meeting.

Roll Call Vote: Ayes: Ald. Silkaitis, Ald. Foulkes, Ald. Bongard, Ald. Muenz, Ald. Lencioni, Ald. Gehm, Ald. Pietryla, Ald. Wirball, Ald. Bessner, Ald. Weber; Nays: None.
Motion Carried

B. Government Services

- *1. Motion to approve and place on file the minutes of the November 27, 2023, Government Services Committee Meeting.

Roll Call Vote: Ayes: Ald. Silkaitis, Ald. Foulkes, Ald. Bongard, Ald. Muenz, Ald. Lencioni, Ald. Gehm, Ald. Pietryla, Ald. Wirball, Ald. Bessner, Ald. Weber; Nays: None.
Motion Carried

C. Planning and Development

9. Public Comment

- Conrad Newell discussed the Fox River Dam issue. He encouraged the City to engage the public more and have an open and transparent process with public hearings.
- Mayor Vitek thanked Mr. Newell for his comments and responded that the City and City Staff are very involved and are doing their due diligence.

10. Additional Items from Mayor, Council or Staff

- Mayor Vitek
 - Wished Ald. Weber and Attorney Nick Peppers happy birthday.
 - Reminded all about the upcoming workshop and First Street ribbon cutting.
 - Encouraged all to consider giving back with service in honor of Martin Luther King Day.
 - Mentioned that January is career and technical education month and encouraged parents and students to research careers in these fields.

11. No Executive Session

- Personnel – 5 ILCS 120/2(c)(1)
- Pending, Probable or Imminent Litigation – 5 ILCS 120/2(c)(11)
- Property Acquisition – 5 ILCS 120/2(c)(5)
- Collective Bargaining – 5 ILCS 120/2(c)(2)
- Review of Executive Session Minutes – 5 ILCS 120/2(c)(21)

12. Adjournment

Motion by Ald. Wirball, second by Ald. Pietryla to adjourn the meeting at 7:21 pm.

Roll Call Vote: Ayes: Ald. Silkaitis, Ald. Foulkes, Ald. Bongard, Ald. Muenz, Ald. Lencioni, Ald. Gehm, Ald. Pietryla, Ald. Wirball, Ald. Bessner, Ald. Weber; Nays: None.
Motion Carried

Nancy Garrison, City Clerk

CERTIFIED TO BE A TRUE COPY OF ORIGINAL

Nancy Garrison, City Clerk

ADA Compliance

Any individual with a disability requesting a reasonable accommodation in order to participate in a public meeting should contact the ADA Coordinator, Jennifer McMahon, at least 48 hours in advance of the scheduled meeting. The ADA Coordinator can be reached in person at 2 East Main Street, St. Charles, IL, via telephone at (630) 377 4446 or 800 526 0844 (TDD), or via e-mail at jmcmahon@stcharlesil.gov. Every effort will be made to allow for meeting participation. Notices of this meeting were posted consistent with the requirements of 5 ILCS 120/1 et seq. (Open Meetings Act).

1/26/2024

**CITY OF ST CHARLES
COMPANY 1000
EXPENDITURE APPROVAL LIST**

1/8/2024 - 1/21/2024

<u>VENDOR</u>	<u>VENDOR NAME</u>	<u>STAT PROC</u>	<u>PO NUMBER</u>	<u>AMOUNT</u>	<u>DATE</u>	<u>INVOICE</u>	<u>DESCRIPTION</u>		
139	AFLAC			21.45	01/12/2024	ACAN240112110023FL	AFLAC Cancer Insurance		
				15.54	01/12/2024	ACAN240112110023PL	AFLAC Cancer Insurance		
				35.46	01/12/2024	ACAN240112110023PV	AFLAC Cancer Insurance		
				78.30	01/12/2024	ADIS240112110023PD	AFLAC Disability and STD		
				8.78	01/12/2024	AHIC240112110023FD	AFLAC Hospital Intensive Care		
				93.79	01/12/2024	APAC240112110023FD	AFLAC Personal Accident		
				95.30	01/12/2024	APAC240112110023PC	AFLAC Personal Accident		
				89.78	01/12/2024	APAC240112110023PV	AFLAC Personal Accident		
				18.46	01/12/2024	ASPE240112110023PV	AFLAC Specified Event (PRP)		
				23.25	01/12/2024	AVOL240112110023PV	AFLAC Voluntary Indemnity		
			AFLAC Total			480.11			
		254	ARISTA INFORMATION SYSTEMS INC		119176	7,853.26	01/11/2024	INV-AIS-0009130	PRINTING & POSTAGE
						7,853.26			
304	IQ DATA SYSTEMS			673.40	01/11/2024	559789	INVOICE # 559789		
				673.40					
325	BAXTER AND WOODMAN INC		119619	60.00	01/11/2024	0253806	PFAS ASSITANCE FEE		
				60.00					
456	SARA CASS			382.40	01/11/2024	010523SC	PETTY CASH REIMBURSEMENT		
				382.40					
473	AT&T MOBILITY LLC			144.96	01/11/2024	287307254089X01032C	MONTHLY BILLING 11/26/23-12/1		
				144.96					
506	CHICAGO COMMUNICATIONS LLC		121130	12,215.00	01/11/2024	348880	RADIO REPAIR		

<u>VENDOR</u>	<u>VENDOR NAME</u>	<u>STAT PROC</u>	<u>PO NUMBER</u>	<u>AMOUNT</u>	<u>DATE</u>	<u>INVOICE</u>	<u>DESCRIPTION</u>
	CHICAGO COMMUNICATIONS LLC Total			<u>12,215.00</u>			
555	COMED			294.37	01/11/2024	7612664040/122223	MONTHLY BILLING
	COMED Total			<u>294.37</u>			
683	DEMAR TREE & LANDSCAPE SVC		119207	8,320.00	01/11/2024	7997	TREE TRIMMING & REMOVAL
	DEMAR TREE & LANDSCAPE SVC Total			<u>8,320.00</u>			
716	DIXON ENGINEERING INC		117404	3,613.50	01/11/2024	24-0020	TANK 1 E 37TH RESERVOIR
	DIXON ENGINEERING INC Total			<u>3,613.50</u>			
749	DUKES ROOT CONTROL INC		120752	42,889.77	01/11/2024	16260	ROOT CONTROL SERVICES
	DUKES ROOT CONTROL INC Total			<u>42,889.77</u>			
767	EAGLE ENGRAVING INC		119428	28.80	01/11/2024	2023-7139	FIREGROUND ID TAGS
	EAGLE ENGRAVING INC Total			<u>28.80</u>			
783	ELDERDAY CENTER INC			40.00	01/11/2024	010424	DECEMBER GIVING TREE
	ELDERDAY CENTER INC Total			<u>40.00</u>			
870	FIRE PENSION FUND			846.91	01/12/2024	FP1%240112110023FC	Fire Pension 1% Fee
				9,124.02	01/12/2024	FRP2240112110023FD	Fire Pension Tier 2
				13,295.87	01/12/2024	FRPN240112110023FC	Fire Pension
	FIRE PENSION FUND Total			<u>23,266.80</u>			
923	FOX VALLEY VOLKSWAGON LLC			60,879.17	01/11/2024	1102024	SALES TAX INCENTIVE
	FOX VALLEY VOLKSWAGON LLC Total			<u>60,879.17</u>			
1133	IBEW LOCAL 196			218.00	01/12/2024	UNE 240112110023PW	Union Due - IBEW
				839.25	01/12/2024	UNEW240112110023P'	Union Due - IBEW - percent
	IBEW LOCAL 196 Total			<u>1,057.25</u>			

<u>VENDOR</u>	<u>VENDOR NAME</u>	<u>STAT PROC</u>	<u>PO NUMBER</u>	<u>AMOUNT</u>	<u>DATE</u>	<u>INVOICE</u>	<u>DESCRIPTION</u>
1136	ICMA RETIREMENT CORP						
				59.00	01/12/2024	C401240112110023CA	401A Savings Plan Company
				254.65	01/12/2024	C401240112110023CD	401A Savings Plan Company
				525.13	01/12/2024	C401240112110023FD	401A Savings Plan Company
				448.74	01/12/2024	C401240112110023FN	401A Savings Plan Company
				291.11	01/12/2024	C401240112110023HR	401A Savings Plan Company
				647.38	01/12/2024	C401240112110023IS	401A Savings Plan Company
				829.50	01/12/2024	C401240112110023PD	401A Savings Plan Company
				1,039.38	01/12/2024	C401240112110023PV	401A Savings Plan Company
				59.00	01/12/2024	E401240112110023CA	401A Savings Plan Employee
				254.65	01/12/2024	E401240112110023CD	401A Savings Plan Employee
				525.13	01/12/2024	E401240112110023FD	401A Savings Plan Employee
				448.74	01/12/2024	E401240112110023FN	401A Savings Plan Employee
				291.11	01/12/2024	E401240112110023HR	401A Savings Plan Employee
				647.38	01/12/2024	E401240112110023IS	401A Savings Plan Employee
				829.50	01/12/2024	E401240112110023PD	401A Savings Plan Employee
				1,039.38	01/12/2024	E401240112110023PV	401A Savings Plan Employee
				2,013.46	01/12/2024	ICMA240112110023CD	ICMA Deductions - Dollar Amt
				3,528.76	01/12/2024	ICMA240112110023FD	ICMA Deductions - Dollar Amt
				2,030.00	01/12/2024	ICMA240112110023FN	ICMA Deductions - Dollar Amt
				1,943.07	01/12/2024	ICMA240112110023HR	ICMA Deductions - Dollar Amt
				3,696.91	01/12/2024	ICMA240112110023IS	ICMA Deductions - Dollar Amt
				10,028.95	01/12/2024	ICMA240112110023PD	ICMA Deductions - Dollar Amt
				2,261.00	01/12/2024	ICMA240112110023PV	ICMA Deductions - Dollar Amt
				89.82	01/12/2024	ICMP240112110023CD	ICMA Deductions - Percent
				4,503.01	01/12/2024	ICMP240112110023FD	ICMA Deductions - Percent
				74.14	01/12/2024	ICMP240112110023HR	ICMA Deductions - Percent
				377.70	01/12/2024	ICMP240112110023IS	ICMA Deductions - Percent
				2,166.17	01/12/2024	ICMP240112110023PD	ICMA Deductions - Percent
				1,141.60	01/12/2024	ICMP240112110023PV	ICMA Deductions - Percent
				25.00	01/12/2024	ROTH240112110023FC	Roth IRA Deduction
				80.00	01/12/2024	ROTH240112110023FN	Roth IRA Deduction
				150.00	01/12/2024	ROTH240112110023IS	Roth IRA Deduction
				1,378.46	01/12/2024	ROTH240112110023PI	Roth IRA Deduction
				275.00	01/12/2024	ROTH240112110023PV	Roth IRA Deduction
				2,319.23	01/12/2024	RTHA240112110023FC	Roth 457 - Dollar Amount
				250.00	01/12/2024	RTHA240112110023IS	Roth 457 - Dollar Amount
				1,505.00	01/12/2024	RTHA240112110023PC	Roth 457 - Dollar Amount

<u>VENDOR</u>	<u>VENDOR NAME</u>	<u>STAT PROC</u>	<u>PO NUMBER</u>	<u>AMOUNT</u>	<u>DATE</u>	<u>INVOICE</u>	<u>DESCRIPTION</u>
				110.00	01/12/2024	RTHA240112110023PV	Roth 457 - Dollar Amount
				1,231.87	01/12/2024	RTHP240112110023FC	Roth 457 - Percent
				53.88	01/12/2024	RTHP240112110023PV	Roth 457 - Percent
				96.81	01/12/2024	RTIP240112110023PD	Roth IRA - Percent
	ICMA RETIREMENT CORP Total			49,519.62			
1149	ILLINOIS ENVIRONMENTAL			96,185.02	01/08/2024	L175285-17	DEBT SERVICE PROJ # L17-528
	ILLINOIS ENVIRONMENTAL Total			96,185.02			
1171	ILLINOIS STATE POLICE			84.75	01/11/2024	20231106328	COST CENTER 06328
	ILLINOIS STATE POLICE Total			84.75			
1203	IL DEPT OF AGRICULTURE			204.27	01/11/2024	INT-7N003123	AGR WEIGHTS & MEASURES
	IL DEPT OF AGRICULTURE Total			204.27			
1215	ILLINOIS MUNICIPAL UTILITIES			3,121,906.14	01/17/2024	011024	IMEA-DECEMBER 2023 ELECTRF
	ILLINOIS MUNICIPAL UTILITIES Total			3,121,906.14			
1313	KANE COUNTY RECORDERS OFFICE			86.00	01/11/2024	STC122823	RECORDING FEES
	KANE COUNTY RECORDERS OFFICE Total			86.00			
1316	KANE COUNTY CHIEF OF POLICE			300.00	01/11/2024	1625	ANNUAL MEMBERSHIP 2024
	KANE COUNTY CHIEF OF POLICE Total			300.00			
1403	WEST VALLEY GRAPHICS & PRINT			1,858.00	01/11/2024	11488	PRINTING BOOKLETS
			119147	1,858.00	01/11/2024	11488	PRINTING BOOKLETS
			121644	403.50	01/11/2024	11750	WATER DEPT DOOR HANGERS
	WEST VALLEY GRAPHICS & PRINT Total			2,261.50			
1482	ARTHUR J LOOTENS & SON INC			15,926.20	01/11/2024	34936	TIMBERS ST CURB/SIDEWALK I
			120782	15,926.20	01/11/2024	34936	TIMBERS ST CURB/SIDEWALK I
			121781	948.50	01/11/2024	35014	KIRK RD
			121764	3,014.00	01/11/2024	35033	HAULING FOR MID AMERICA JC
			121826	14,815.50	01/11/2024	35034	WASTE WATER PLANT VAULT 2

<u>VENDOR</u>	<u>VENDOR NAME</u>	<u>PO NUMBER</u>	<u>AMOUNT</u>	<u>DATE</u>	<u>INVOICE</u>	<u>DESCRIPTION</u>
	ARTHUR J LOOTENS & SON INC Total		<u>34,704.20</u>			
1489	LOWES					
		119053	8.53	01/11/2024	979795/122023	BROK PIN CLIP
		119053	24.66	01/11/2024	980066/122023	MISC FASTENER SUPPLIES
	LOWES Total		<u>33.19</u>			
1555	TRACY MATHISEN					
			118.20	01/11/2024	010224TM	BOOT REIMBURSEMENT
	TRACY MATHISEN Total		<u>118.20</u>			
1576	MCGRATH HONDA OF ST CHARLES					
			391,087.97	01/11/2024	1102204	TAX INCENTIVE JULY-SEPT 202
	MCGRATH HONDA OF ST CHARLES Total		<u>391,087.97</u>			
1613	METROPOLITAN ALLIANCE OF POL					
			1,176.00	01/12/2024	UNP 240112110023PD	Union Dues - IMAP
			157.50	01/12/2024	UNPS240112110023PC	Union Dues-Police Sergeants
	METROPOLITAN ALLIANCE OF POL Total		<u>1,333.50</u>			
1704	NCPERS IL IMRF					
			8.00	01/12/2024	NCP2240112110023CA	NCPERS 2
			8.00	01/12/2024	NCP2240112110023FN	NCPERS 2
			8.00	01/12/2024	NCP2240112110023PV	NCPERS 2
	NCPERS IL IMRF Total		<u>24.00</u>			
1714	MICHAEL NEUMAIER					
			249.84	01/11/2024	011024MN	BOOT REIMBURSEMENT
	MICHAEL NEUMAIER Total		<u>249.84</u>			
1737	NORTH EAST MULTI REGIONAL TRNG					
		119160	100.00	01/11/2024	343445	FTO REFRESHER ROSAL
	NORTH EAST MULTI REGIONAL TRNG Total		<u>100.00</u>			
1745	NICOR					
			638.41	01/11/2024	0000 6 DEC 27 2023	ACCT: 55-00-99-0000-6
			447.46	01/11/2024	0000 6 JAN 02 2024	ACCT: 30-31-79-0000-6
			545.31	01/11/2024	0000 7 DEC 28 2023	ACCT: 61-00-69-0000-7
			48.99	01/11/2024	0847 6 JAN 02 2024	ACCT: 19-39-03-0847-6
			9,158.89	01/11/2024	0929 6 DEC 27 2023	ACCT: 17-18-43-0929-6

<u>VENDOR</u>	<u>VENDOR NAME</u>	<u>STAT PROC</u>	<u>PO NUMBER</u>	<u>AMOUNT</u>	<u>DATE</u>	<u>INVOICE</u>	<u>DESCRIPTION</u>
				143.80	01/11/2024	1000 0 DEC 28 2023	ACCT: 68-82-40-1000-0
				121.48	01/11/2024	1000 0 JAN 02 2024	ACCT: 52-09-10-1000-0
				648.56	01/11/2024	1000 2 DEC 27 2023	ACCT: 53-14-51-1000-2
				47.74	01/11/2024	1000 3 DEC 27 2023	ACCT: 20-68-91-1000-3
				48.01	01/11/2024	1000 3 DEC 29 2023	ACCT: 30-28-40-1000-3
				172.34	01/11/2024	1000 4 DEC 27 2023	ACCT: 11-31-51-1000-4
				441.47	01/11/2024	1000 4 DEC 28 2023	ACCT: 53-65-70-1000-4
				108.54	01/11/2024	1000 5 DEC 27 2023	ACCT: 50-85-00-1000-5
				140.72	01/11/2024	1000 8 JAN 02 2024	ACCT: 03-73-20-1000-8
				104.16	01/11/2024	1000 9 DEC 27 2023	ACCT: 99-38-20-1000-9
				136.50	01/11/2024	1000 9 DEC 28 2023	ACCT: 64-67-50-1000-9
				44.75	01/11/2024	1968 1 DEC 28 2023	ACCT: 70-22-68-1968-1
				546.68	01/11/2024	2485 8 JAN 04 2024	ACCT: 72-42-21-2485-8
				2,286.62	01/11/2024	4428 3 DEC 28 2023	ACCT: 19-51-90-4428-3
				46.61	01/11/2024	4606 2 JAN 02 2024	ACCT: 74-34-63-4606-2
				44.75	01/11/2024	4625 3 DEC 28 2023	ACCT: 39-82-30-4625-3
				45.53	01/11/2024	5425 2 DEC 28 2023	ACCT: 28-06-38-5425-2
				2,576.52	01/11/2024	7652 0 DEC 27 2023	ACCT: 01-08-77-7652-0
				9,891.32	01/11/2024	8317 9 DEC 27 2023	ACCT: 81-44-33-8317-9
				145.47	01/11/2024	8642 6 JAN 02 2024	ACCT: 68-60-22-8642-6
				767.41	01/11/2024	9226 2 DEC 27 2023	ACCT: 84-32-13-9226-2
	NICOR Total			29,348.04			
1861	POLICE PENSION FUND			16,118.24	01/12/2024	PLP2240112110023PD	Police Pension Tier 2
				9,776.82	01/12/2024	PLPN240112110023PC	Police Pension
	POLICE PENSION FUND Total			25,895.06			
2096	SCHINDLER ELEVATOR CORPORATION			1,217.20	01/11/2024	7100541256	1ST ST PARKING GARAGE
			121086	1,790.91	01/11/2024	7153805893	1ST ST PARKING GARAGE
	SCHINDLER ELEVATOR CORPORATION Total			3,008.11			
2137	SHERWIN WILLIAMS			103.30	01/11/2024	5769-3	PAINT SUPPLIES
	SHERWIN WILLIAMS Total			103.30			
2152	M E SIMPSON COMPANY INC			495.00	01/11/2024	41462	1615 TYLER ROAD - LEAK
			119034				
			119697				

<u>VENDOR</u>	<u>VENDOR NAME</u>	<u>STAT PROC</u>	<u>PO NUMBER</u>	<u>AMOUNT</u>	<u>DATE</u>	<u>INVOICE</u>	<u>DESCRIPTION</u>
			119697	770.00	01/11/2024	41552	861 GENEVA ROAD - LEAK
	M E SIMPSON COMPANY INC Total			<u>1,265.00</u>			
2205	STATE FIRE MARSHAL		121866	153.38	01/10/2024	51252141269	
	STATE FIRE MARSHAL Total			<u>153.38</u>			
2219	ST CHARLES EAST HIGH SCHOOL			1,110.00	01/11/2024	122923	STC E VEX ROBOTICS-NOV MT
	ST CHARLES EAST HIGH SCHOOL Total			<u>1,110.00</u>			
2301	GENERAL CHAUFFERS SALES DRIVER			174.00	01/12/2024	UNT 240112110023CD	Union Dues - Teamsters
				2,673.00	01/12/2024	UNT 240112110023PW	Union Dues - Teamsters
	GENERAL CHAUFFERS SALES DRIVER Total			<u>2,847.00</u>			
2316	APC STORE		121757	85.23	01/11/2024	478-588137	INVENTORY ITEMS
			119056	82.30	01/11/2024	478-588195	POWERBEAD ULTRA
			119434	163.23	01/11/2024	478-588201	MISC SUPPLIES
				-15.68	01/11/2024	478-588202	CREDIT-ORG INV 478-588201
			121786	116.66	01/11/2024	478-588350	FUEL FILTER
	APC STORE Total			<u>431.74</u>			
2363	TROTTER & ASSOCIATES INC		116811	700.00	01/11/2024	22159	RIVERSIDE LIFT STATION-DROI
			117003	1,542.00	01/11/2024	22161	WESTSIDE WRF PHASE III EXP
	TROTTER & ASSOCIATES INC Total			<u>2,242.00</u>			
2373	TYLER MEDICAL SERVICES			1,182.00	01/11/2024	450823,427,472,529	IN#450823,450427,450472,45052
	TYLER MEDICAL SERVICES Total			<u>1,182.00</u>			
2389	UNIVERSITY OF ILLINOIS-GAR			132.50	01/11/2024	UPI110609	MISC BALANCE DUE
	UNIVERSITY OF ILLINOIS-GAR Total			<u>132.50</u>			
2429	VERIZON WIRELESS			830.87	01/11/2024	9952580026	MONTHLY BILLING 11/24/23-12/2
	VERIZON WIRELESS Total			<u>830.87</u>			

<u>VENDOR</u>	<u>VENDOR NAME</u>	<u>STAT PROC</u>	<u>PO NUMBER</u>	<u>AMOUNT</u>	<u>DATE</u>	<u>INVOICE</u>	<u>DESCRIPTION</u>
2478	WATER PRODUCTS COMPANY		121691	2,116.80	01/11/2024	0320237	INVENTORY ITEMS
	WATER PRODUCTS COMPANY Total			<u>2,116.80</u>			
2490	WELCH BROS INC		121603	687.00	01/11/2024	3259495	BARREL RISERS
			121603	300.00	01/11/2024	3259497	BARRELL RISER
				-400.00	01/11/2024	3259570	CREDIT - ORG INV 3259495
	WELCH BROS INC Total			<u>587.00</u>			
2637	ILLINOIS DEPT OF REVENUE			727.66	01/12/2024	ILST240112110023CA	Illinois State Tax
				2,222.42	01/12/2024	ILST240112110023CD	Illinois State Tax
				300.84	01/12/2024	ILST240112110023ED	Illinois State Tax
				11,102.60	01/12/2024	ILST240112110023FD	Illinois State Tax
				2,041.11	01/12/2024	ILST240112110023FN	Illinois State Tax
				840.63	01/12/2024	ILST240112110023HR	Illinois State Tax
				2,188.45	01/12/2024	ILST240112110023IS	Illinois State Tax
				13,392.41	01/12/2024	ILST240112110023PD	Illinois State Tax
				18,356.33	01/12/2024	ILST240112110023PW	Illinois State Tax
				106,391.24	01/12/2024	123123	ELECTRICITY EXCISE TAX-DEC
	ILLINOIS DEPT OF REVENUE Total			<u>157,563.69</u>			
2638	INTERNAL REVENUE SERVICE			981.27	01/12/2024	FICA240112110023CA	FICA Employee
				3,087.84	01/12/2024	FICA240112110023CD	FICA Employee
				367.25	01/12/2024	FICA240112110023ED	FICA Employee
				894.54	01/12/2024	FICA240112110023FD	FICA Employee
				2,824.79	01/12/2024	FICA240112110023FN	FICA Employee
				1,267.33	01/12/2024	FICA240112110023HR	FICA Employee
				3,251.63	01/12/2024	FICA240112110023IS	FICA Employee
				2,389.80	01/12/2024	FICA240112110023PD	FICA Employee
				24,788.86	01/12/2024	FICA240112110023PW	FICA Employee
				903.61	01/12/2024	FICE240112110023CA	FICA Employer
				3,041.20	01/12/2024	FICE240112110023CD	FICA Employer
				367.25	01/12/2024	FICE240112110023ED	FICA Employer
				972.20	01/12/2024	FICE240112110023FD	FICA Employer
				2,824.79	01/12/2024	FICE240112110023FN	FICA Employer
				1,267.33	01/12/2024	FICE240112110023HR	FICA Employer

<u>VENDOR</u>	<u>VENDOR NAME</u>	<u>STAT PROC</u>	<u>PO NUMBER</u>	<u>AMOUNT</u>	<u>DATE</u>	<u>INVOICE</u>	<u>DESCRIPTION</u>
				3,251.63	01/12/2024	FICE240112110023IS	FICA Employer
				2,389.80	01/12/2024	FICE240112110023PD	FICA Employer
				24,835.50	01/12/2024	FICE240112110023PW	FICA Employer
				2,093.14	01/12/2024	FIT 240112110023CA	Federal Withholding Tax
				5,826.67	01/12/2024	FIT 240112110023CD	Federal Withholding Tax
				1,059.95	01/12/2024	FIT 240112110023ED	Federal Withholding Tax
				29,494.60	01/12/2024	FIT 240112110023FD	Federal Withholding Tax
				5,130.97	01/12/2024	FIT 240112110023FN	Federal Withholding Tax
				2,351.64	01/12/2024	FIT 240112110023HR	Federal Withholding Tax
				5,180.61	01/12/2024	FIT 240112110023IS (Federal Withholding Tax
				33,617.81	01/12/2024	FIT 240112110023PD	Federal Withholding Tax
				43,213.65	01/12/2024	FIT 240112110023PW	Federal Withholding Tax
				229.51	01/12/2024	MEDE240112110023C,	Medicare Employee
				722.16	01/12/2024	MEDE240112110023CI	Medicare Employee
				85.89	01/12/2024	MEDE240112110023EI	Medicare Employee
				3,760.36	01/12/2024	MEDE240112110023FI	Medicare Employee
				660.66	01/12/2024	MEDE240112110023FI	Medicare Employee
				296.40	01/12/2024	MEDE240112110023HI	Medicare Employee
				760.47	01/12/2024	MEDE240112110023IS	Medicare Employee
				4,627.30	01/12/2024	MEDE240112110023PI	Medicare Employee
				5,797.37	01/12/2024	MEDE240112110023PI	Medicare Employee
				211.36	01/12/2024	MEDR240112110023C,	Medicare Employer
				711.25	01/12/2024	MEDR240112110023CI	Medicare Employer
				85.89	01/12/2024	MEDR240112110023EI	Medicare Employer
				3,778.51	01/12/2024	MEDR240112110023FI	Medicare Employer
				660.66	01/12/2024	MEDR240112110023FI	Medicare Employer
				296.40	01/12/2024	MEDR240112110023HI	Medicare Employer
				760.47	01/12/2024	MEDR240112110023IS	Medicare Employer
				4,627.30	01/12/2024	MEDR240112110023PI	Medicare Employer
				5,808.28	01/12/2024	MEDR240112110023PI	Medicare Employer
				241,555.90			
	INTERNAL REVENUE SERVICE Total						
2639	STATE DISBURSEMENT UNIT						
				369.23	01/12/2024	000004862401121100	IL Child Support Amount 1
				289.84	01/12/2024	0000012252401121100	IL Child Support Amount 1
				596.30	01/12/2024	0000012442401121100	IL Child Support Amount 1
				640.15	01/12/2024	0000014122401121100	IL Child Support Amount 1
				499.84	01/12/2024	0000015272401121100	IL Child Support Amount 1
				277.87	01/12/2024	0000015392401121100	IL Child Support Amount 1

<u>VENDOR</u>	<u>VENDOR NAME</u>	<u>STAT PROC</u>	<u>PO NUMBER</u>	<u>AMOUNT</u>	<u>DATE</u>	<u>INVOICE</u>	<u>DESCRIPTION</u>
	STATE DISBURSEMENT UNIT Total			<u>2,673.23</u>			
2656	DISH DBS CORP			127.10	01/11/2024	010524	BILLING FOR 1/20/24-2/19/24
	DISH DBS CORP Total			<u>127.10</u>			
2825	PIZZO & ASSOCIATES LTD						
			119216	1,210.00	01/11/2024	3167	S TYLER RD-PRESCRIBED BUR
			119216	4,542.00	01/11/2024	4053-2	STEWARDSHIP T&M
	PIZZO & ASSOCIATES LTD Total			<u>5,752.00</u>			
2929	FOOTE MIELKE CHAVEZ & ONEIL						
				6,400.00	01/11/2024	181	ORDINANCE VIOLATION & GEN
				550.00	01/11/2024	183	GRAHAM, TRACY LYNN ATS CO
				550.00	01/11/2024	184	ZAVALA,ALFREDO ATS COSC D
				550.00	01/11/2024	185	COSC vs ETHAN BARRY PUKLIH
				550.00	01/11/2024	186	LAGIOIA,LORENZO ATS STC DL
				550.00	01/11/2024	187	PETERSON,KAREN L V.STC DU
				550.00	01/11/2024	188	LUIS ANGEL GARCIA ATS STC C
				550.00	01/11/2024	189	ROSALES,J CARLOIBE ATS STC
				550.00	01/11/2024	190	COSC V.JOHNATHAN S ROBSO
				500.00	01/11/2024	191	COSC V.DRIESSEN,WILLIAM FF
				550.00	01/11/2024	192	COSC V. JOSEPH MICHAEL GA'
				550.00	01/11/2024	193	COSC V PIRO JONATHAN PAUL
				550.00	01/11/2024	194	ASTORGA-M,HECTOR GERARD
				600.00	01/11/2024	195	COX,SHAYE KILEY ATS STC DU
				550.00	01/11/2024	196	COSC V. KARA ANDREW JOHN
	FOOTE MIELKE CHAVEZ & ONEIL Total			<u>14,100.00</u>			
2950	SAFETY SUPPLY ILLINOIS LLC						
			121604	358.11	01/11/2024	1902790924	SAFETY JACKETS
			121604	338.36	01/11/2024	1902790925	SAFETY JACKETS
			121604	23.52	01/11/2024	1902790926	LIME OVERALLS
	SAFETY SUPPLY ILLINOIS LLC Total			<u>719.99</u>			
2967	TIM OCASEK						
			119779	1,429.47	01/11/2024	010324	TUITION REIMBURSEMENT
	TIM OCASEK Total			<u>1,429.47</u>			
3099	MIDWEST SALT LLC						

<u>VENDOR</u>	<u>VENDOR NAME</u>	<u>STAT PROC</u>	<u>PO NUMBER</u>	<u>AMOUNT</u>	<u>DATE</u>	<u>INVOICE</u>	<u>DESCRIPTION</u>
			111	3,038.10	01/11/2024	P470188	MVP IND COARSE SOLAR 991
			111	2,970.50	01/11/2024	P471244	MVP IND COARSE SOLAR 986
	MIDWEST SALT LLC Total			6,008.60			
3131	VCNA PRAIRIE INC						
			119179	1,062.06	01/11/2024	891300285	FLAT AIR MRWR
			119179	2,272.63	01/11/2024	891348431	REDI-PAVE
	VCNA PRAIRIE INC Total			3,334.69			
3147	DUPAGE TOPSOIL INC						
			119308	2,310.00	01/11/2024	056599	SEMIS DIRT
	DUPAGE TOPSOIL INC Total			2,310.00			
3156	TRANSUNION RISK & ALTERNATIVE						
			119148	255.60	01/11/2024	252639-202312-1	DECEMBER 2023 BILLING
	TRANSUNION RISK & ALTERNATIVE Total			255.60			
3259	ASSURANCE, A MARSH & MCLENNAN						
				5,979.00	01/11/2024	252599	CYBER 11/8/23-12/1/23
	ASSURANCE, A MARSH & MCLENNAN Total			5,979.00			
3272	MIDWEST CHLORINATING INC						
			121795	850.00	01/11/2024	467-23PC	10" TAPS
	MIDWEST CHLORINATING INC Total			850.00			
3316	J&S CONSTRUCTION SEWER & WATER						
			121834	29,901.00	01/11/2024	2318301	WATERMAIN @ TYLER RD S OF
	J&S CONSTRUCTION SEWER & WATER Total			29,901.00			
3472	SAFEGUARD BUSINESS SYSTEMS INC						
			121817	49.97	01/11/2024	2108720	W2 AND 1099G ENVELOPES
	SAFEGUARD BUSINESS SYSTEMS INC Total			49.97			
3474	TRAVELERS INDEMNITY						
				448.00	01/11/2024	2393256	ERICSON LEGAL WORK
	TRAVELERS INDEMNITY Total			448.00			
3515	SCOTT SULAK						
				40.00	01/11/2024	010524SS	PARAMEDIC LICENSE RENEWA
	SCOTT SULAK Total			40.00			

<u>VENDOR</u>	<u>VENDOR NAME</u>	<u>STAT PROC</u>	<u>PO NUMBER</u>	<u>AMOUNT</u>	<u>DATE</u>	<u>INVOICE</u>	<u>DESCRIPTION</u>
3799	LRS HOLDINGS LLC		119187	2,431.46	01/11/2024	LR5556699	TRASH REMOVAL 401 S 1ST ST
	LRS HOLDINGS LLC Total			<u>2,431.46</u>			
3886	VIA CARLITA LLC		119035	84.42	01/11/2024	76308	SEAL
			119035	19.03	01/11/2024	76344	ELEMENT
			119035	22.90	01/11/2024	76690	KIT
			119035	17.64	01/11/2024	77027	STA V BELT
			119035	4.22	01/11/2024	77115	SEAL
			119035	515.34	01/11/2024	77429	SENSOR
			119035	41.25	01/11/2024	77444	KIT
			119035	421.34	01/11/2024	Q84185	PARTS FOR TRUCK 1919
	VIA CARLITA LLC Total			<u>1,126.14</u>			
3965	COOPER CONSTRUCTION AND GLASS		120399	18,047.54	01/11/2024	2362	CITY HALL WINDOW R/R
	COOPER CONSTRUCTION AND GLASS Total			<u>18,047.54</u>			
3968	TRANSAMERICA CORPORATION			5,417.55	01/12/2024	RHFP240112110023PC	Retiree Healthcare Funding Pla
				1,343.08	01/12/2024	S115240112110023FD	Sec 115 Retiree Health Plan
	TRANSAMERICA CORPORATION Total			<u>6,760.63</u>			
3973	HSA BANK WIRE ONLY			364.58	01/12/2024	HSAF240112110023CC	Health Savings Plan - Family
				3,801.87	01/12/2024	HSAF240112110023FC	Health Savings Plan - Family
				100.00	01/12/2024	HSAF240112110023FN	Health Savings Plan - Family
				1,054.17	01/12/2024	HSAF240112110023HF	Health Savings Plan - Family
				1,787.08	01/12/2024	HSAF240112110023IS	Health Savings Plan - Family
				1,438.14	01/12/2024	HSAF240112110023PC	Health Savings Plan - Family
				863.74	01/12/2024	HSAF240112110023PV	Health Savings Plan - Family
				202.08	01/12/2024	HSAS240112110023CA	Health Savings - Self Only
				160.42	01/12/2024	HSAS240112110023CC	Health Savings - Self Only
				1,078.76	01/12/2024	HSAS240112110023FC	Health Savings - Self Only
				852.09	01/12/2024	HSAS240112110023PC	Health Savings - Self Only
				408.11	01/12/2024	HSAS240112110023PV	Health Savings - Self Only
	HSA BANK WIRE ONLY Total			<u>12,111.04</u>			
4019	VECTOR STOMP INC						

<u>VENDOR</u>	<u>VENDOR NAME</u>	<u>STAT PROC</u>	<u>PO NUMBER</u>	<u>AMOUNT</u>	<u>DATE</u>	<u>INVOICE</u>	<u>DESCRIPTION</u>
			121289	169.00	01/11/2024	IN-011984	RODENT CONTROL
			121289	68.00	01/11/2024	IN-011987	RODENT CONTROL
	VECTOR STOMP INC Total			237.00			
4048	ZOLL MEDICAL CORPORATION		121717	101.01	01/11/2024	3881527	ELECTRODES
	ZOLL MEDICAL CORPORATION Total			101.01			
4074	AMAZON CAPITAL SERVICES INC		119112	119.57	01/11/2024	0LHW-9JHK-PDX1	RECYCLED STENO BOOK
			121748	99.51	01/11/2024	14CW-Y1KG-6GMF	ACDELCO GM ORG AIR FILTER
			119168	22.10	01/11/2024	14LJ-J13L-1DYL	OFFICE SUPPLIES
			121740	304.00	01/11/2024	161W-W79D-9WNR	PHAMTOM POWER SUPPLIES
			120679	215.56	01/11/2024	166V-TL93-1FRD	OFFICE SUPPLIES
			121724	74.78	01/11/2024	173M-FMQW-3LH6	GORILLA EPOXY
			121755	59.93	01/11/2024	173M-FMQW-4C6X	WASHER SUSPENSION ROD KI
			119168	149.99	01/11/2024	1G6R-3L3V-9RPL	MICRO SIGHT FOR RIFLES
			119112	452.12	01/11/2024	1M34-QFGN-MPFL	REFRESHMENT SUPPLIES
			121723	101.72	01/11/2024	1P11-QJ4C-4TX7	HUMIDIFIER FILTER REPLACEM
			120679	27.99	01/11/2024	1P11-QJ4C-HDLR	REPLACEMENT BATTERY
			119131	14.49	01/11/2024	1PH6-KLJX-DQWW	OFFICE SUPPLIES
			119168	97.93	01/11/2024	1Q1T-YNC1-9PVN	MROCO MOUSE PAD W/SUPPO
			119168	87.34	01/11/2024	1QCV-LR9L-9HVM	SPACE HEATER
			119168	77.90	01/11/2024	1RM3-HNRQ-3DDF	OFFICE SUPPLIES
			119131	14.01	01/11/2024	1V43-DKYC-NDX9	DESIGN BLANK CARDS
			119112	9.95	01/11/2024	1VCF-H1L9-JD4T	REFRESHMENT SUPPLIES
			119168	86.42	01/11/2024	1YVP-6DVR-3VML	MISC OFFICE SUPPLIES
	AMAZON CAPITAL SERVICES INC Total			2,015.31			
4135	ILLINOIS PUBLIC RISK FUND			14,485.00	01/11/2024	86209	MONTHLY BILLING FEBRUARY :
	ILLINOIS PUBLIC RISK FUND Total			14,485.00			
4174	UNIFIRST CORPORATION		119320	136.31	01/11/2024	1320094604	UNIFORMS
	UNIFIRST CORPORATION Total			136.31			
4242	MID AMERICA ENERGY SERVICES		121836	1,206.00	01/11/2024	23247	3N922 WILDROSE RD-SEWER C

<u>VENDOR</u>	<u>VENDOR NAME</u>	<u>PO NUMBER</u>	<u>AMOUNT</u>	<u>DATE</u>	<u>INVOICE</u>	<u>DESCRIPTION</u>
	STAT PROC		1,206.00			
	MID AMERICA ENERGY SERVICES Total		1,206.00			
4381	CULLIGAN TRI CITY					
		119591	505.42	01/11/2024	28114	WATER DELIVERY PW
		119515	160.78	01/11/2024	28134	CITY HALL WATER
		119515	72.80	01/11/2024	28137	CENTURY STATIONS WATER
	CULLIGAN TRI CITY Total		739.00			
4407	EDEN ON THE RIVER 1 LLC					
			50.00	01/11/2024	011024	REFUND-LICENSE 8417-2
	EDEN ON THE RIVER 1 LLC Total		50.00			
4478	MECHANICAL INC					
		119456	121.00	01/11/2024	CHI146801C	BLDG MECH SYS MAINT PS202:
		121773	2,165.00	01/11/2024	CHI194392	PUMP REPAIR
		121807	2,165.00	01/11/2024	CHI194512	BCP-2 PUMP LEAKING
		121807	586.03	01/11/2024	CHI194513	REPAIR GAS LINE FOR HEATEF
	MECHANICAL INC Total		5,037.03			
4566	T AND T LANDSCAPE CONSTRUCTION					
		119696	4,190.00	01/11/2024	12211	RESTORATION SERVICE
	T AND T LANDSCAPE CONSTRUCTION Total		4,190.00			
4590	JOHN J MILLNER & ASSOCIATES					
		119677	2,400.00	01/11/2024	219	OCT CONSULTING SERVICES
		119677	2,400.00	01/11/2024	220	CONSULTING SERVICES NOVE
		119677	2,400.00	01/11/2024	221	CONSULTING SERVICES DECEI
	JOHN J MILLNER & ASSOCIATES Total		7,200.00			
4708	SAMS CLUB					
		121778	66.96	01/10/2024	10131873141	CAFE PURE 4 KEURIG
	SAMS CLUB Total		66.96			
4711	YORK CONSTRUCTION & MANAGEMENT					
		121670	25,245.00	01/11/2024	8024-0003	FINAL-PRAIRIE&KATHERINE RE
	YORK CONSTRUCTION & MANAGEMENT Total		25,245.00			
4737	VERIZON COMMUNICATIONS INC					
		119078	1,351.15	01/11/2024	611000054198	MONTHLY GPS 12/1-12/31/23
	VERIZON COMMUNICATIONS INC Total		1,351.15			

<u>VENDOR</u>	<u>VENDOR NAME</u>	<u>PO NUMBER</u>	<u>AMOUNT</u>	<u>DATE</u>	<u>INVOICE</u>	<u>DESCRIPTION</u>
	STAT PROC					
4783	ST CHARLES PROF FIREFIGHTERS		1,674.66	01/12/2024	UNF 240112110023FD	Union Dues - IAFF
	ST CHARLES PROF FIREFIGHTERS Total		<u>1,674.66</u>			
4821	FN PLOW LLC					
		121248	404.26	01/11/2024	1527	CONTROL HARNESS
		121248	-404.26	01/11/2024	1527	CONTROL HARNESS
		121248	404.26	01/11/2024	1528	VEHICLE CONTROL HARNESS
	FN PLOW LLC Total		<u>404.26</u>			
4884	GENSERVE LLC					
		121220	3,754.85	01/11/2024	0397882-IN	SERVICE @ RENAUX MANOR
	GENSERVE LLC Total		<u>3,754.85</u>			
4926	R.N.O.W. INC					
		119631	352,348.00	01/11/2024	2024-68767	SWEEPER
	R.N.O.W. INC Total		<u>352,348.00</u>			
4934	CREATIVE SAFETY SUPPLY LLC					
			231.28	01/11/2024	INV00212577	DUPLICATE ORDER-CM #CM001
	CREATIVE SAFETY SUPPLY LLC Total		<u>231.28</u>			
4957	FOX.BUILD MAKERSPACE LLC					
		120490	16,360.00	01/11/2024	010324	FACADE IMPROVEMENT 11 E M
	FOX.BUILD MAKERSPACE LLC Total		<u>16,360.00</u>			
4958	PRESERVATION SERVICES INC					
		120360	65,557.80	01/18/2024	5740	PW ROOF REPLACEMENT
	PRESERVATION SERVICES INC Total		<u>65,557.80</u>			
5002	Chandler Mason					
			51.13	01/11/2024	010324CM	ILLINOIS DRIVERS LICENSE FE
	Chandler Mason Total		<u>51.13</u>			
5020	GENUINE PARTS COMPANY					
		121669	10.31	01/11/2024	2285-820692	SPIN ON FLUID FILTER
	GENUINE PARTS COMPANY Total		<u>10.31</u>			
5029	JOSEPH RODRIGUEZ					
		121796	500.00	01/11/2024	HCL23-171	WATER DEPT WORK

<u>VENDOR</u>	<u>VENDOR NAME</u>	<u>STAT PROC</u>	<u>PO NUMBER</u>	<u>AMOUNT</u>	<u>DATE</u>	<u>INVOICE</u>	<u>DESCRIPTION</u>
	JOSEPH RODRIGUEZ	Total		<u>500.00</u>			
5030	TROTSKY INVESTIGATIVE POLYGRAP			195.00	01/11/2024	23-01	POLYGRAPH EXAMINATION
	TROTSKY INVESTIGATIVE POLYGRAP	Total		<u>195.00</u>			
5032	DUPAGE AIRPORT AUTHORITY			13,850.00	01/12/2024	011124	PARCEL 0009 AND 0013
	DUPAGE AIRPORT AUTHORITY	Total		<u>13,850.00</u>			
99900141	ACI PAYMENTS INC			4.10	01/11/2024	010324	RETURN 2816298342
				26.48	01/11/2024	011024	REFUND FC 2817160653
				22.60	01/11/2024	011024A	REFUND FC 2817160651
				25.82	01/11/2024	011024AB	REFUND FC2817160652
	ACI PAYMENTS INC	Total		<u>79.00</u>			
99900144	RENEE EPPARD			64.80	01/11/2024	9093	REFUND-ACCTCLOSED-RENEE
	RENEE EPPARD	Total		<u>64.80</u>			
Grand Total:				<u>4,962,365.70</u>			

The above expenditures have been approved for payment:

_____	_____
Chairman, Government Operations Committee	Date
_____	_____
Vice Chairman, Government Operations Committee	Date
_____	_____
Finance Director	Date



**City of St. Charles, Illinois
Monthly Treasurer's and Finance Report
FY 2023-24**



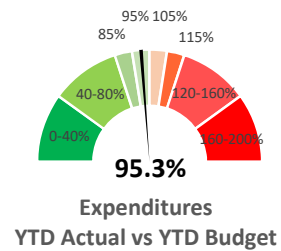
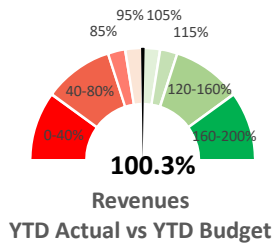
Month of: December, 2023

John Harrill

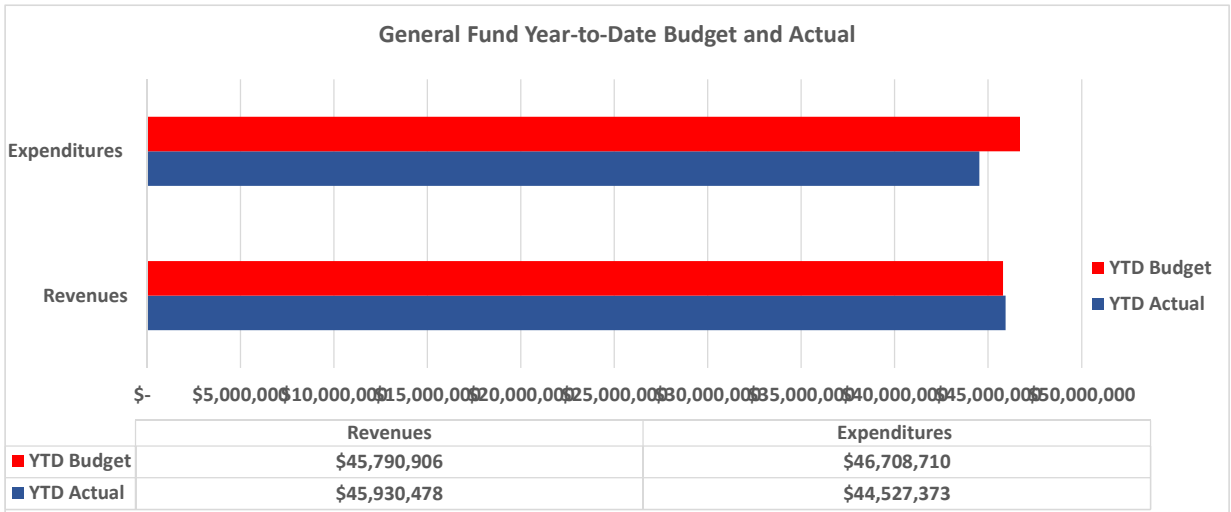
Date

City of St. Charles
Monthly Financial Report / Summary
General Fund Summary

Revenue Type	Total Annual Budget	Current Month Budget	Current Month Actual	% Variance	Year-to-Date Budget	Year-to-Date Actual	YTD Actual vs. Budget
Property Tax	\$ 14,621,368	\$ 88,392	\$ 2,489	100.0%	\$ 14,621,368	\$ 14,562,526	99.6%
Sales & Use Tax	26,908,000	3,360,431	3,358,787	0.0%	18,192,857	18,608,344	102.3%
Other Taxes	10,958,125	728,642	681,396	-6.5%	7,375,450	6,949,856	94.2%
Franchise Fees	3,618,000	250,000	212,661	-14.9%	2,362,698	2,268,579	96.0%
Charges for Services	1,079,545	48,533	57,950	19.4%	600,849	769,209	128.0%
Other Revenues	2,772,575	175,201	231,194	32.0%	1,838,552	1,972,832	107.3%
Transfers In	799,132	-	-	-100.0%	799,132	799,132	0.0%
Total	\$ 60,756,745	\$ 4,651,199	\$ 4,544,477	-2.3%	\$ 45,790,906	\$ 45,930,478	100.3%



Expenditure Type	Total Annual Budget	Current Month Budget	Current Month Actual	% Variance	Year-to-Date Budget	Year-to-Date Actual	YTD Actual vs. Budget
Personnel Services	\$ 39,579,060	\$ 3,703,616	\$ 3,380,827	-8.7%	\$ 29,743,706	\$ 28,051,553	94.3%
Materials and Supplies	1,759,786	176,353	82,945	-53.0%	1,036,684	733,141	70.7%
Contractual Services	12,364,991	1,003,858	764,537	-23.8%	8,175,574	8,056,107	98.5%
Other Operating	2,229,405	19,115	6,220	-67.5%	2,152,920	2,173,608	101.0%
Departmental Allocations	(2,775,870)	(231,323)	(231,322)	0.0%	(1,850,584)	(1,850,576)	100.0%
Capital	130,550	10,583	2,398	-77.3%	88,214	38,261	43.4%
Transfers Out	7,428,860	1,216,667	1,215,166	-0.1%	7,362,196	7,325,279	99.5%
Total	\$ 60,716,782	\$ 5,898,869	\$ 5,220,771	-11.5%	\$ 46,708,710	\$ 44,527,373	95.3%
Revenues Over/(Under) Expenditures	\$ 39,963	\$ (1,247,670)	\$ (676,294)		\$ (917,804)	\$ 1,403,105	



City of St. Charles
Monthly Financial Report / Summary
Other Funds Summary

	Current Annual Budget	Current Month			Year-to-Date		
		Budget	Actual	% Variance	Budget	Actual	% Variance
ENTERPRISE FUNDS							
Electric Fund							
Revenues							
User Charges	\$ 61,543,000	\$ 4,628,583	\$ 3,860,522	-16.6%	\$ 41,228,664	\$ 40,720,415	-1.2%
Connection Fees	50,000	4,167	2,880	-30.9%	33,336	39,938	19.8%
Reimbursement for Projects	6,200,000	416,667	30,900	-92.6%	3,333,336	2,824,258	-15.3%
Investment Income	1,157,695	96,474	124,491	29.0%	771,792	873,409	13.2%
Other Revenues	563,616	44,051	19,621	-55.5%	387,408	373,724	-3.5%
Transfers In	200,000	16,667	15,166	-9.0%	133,336	94,779	-28.9%
Total Revenues	69,714,311	5,206,609	4,053,580		45,887,872	44,926,523	
Expenditures							
Personnel Services	4,376,691	502,417	493,100	-1.9%	3,029,998	2,899,148	-4.3%
Commodities	279,700	23,308	53,492	129.5%	186,464	195,817	5.0%
Contractual Services	45,871,835	3,822,652	3,205,451	-16.1%	30,281,216	28,587,607	-5.6%
Other Operating	5,111,510	425,961	435,918	2.3%	3,407,688	3,518,529	3.3%
Capital	11,969,844	997,488	454,228	-54.5%	5,479,904	2,783,045	-49.2%
Debt Service	1,386,045	-	-	0.0%	1,386,045	1,386,045	0.0%
Department Allocations	1,084,830	90,402	90,402	0.0%	723,216	723,216	0.0%
Total Expenditures	70,080,455	5,862,228	4,732,591		44,494,531	40,093,407	
Excess (Deficiency)	\$ (366,144)	\$ (655,619)	\$ (679,011)		\$ 1,393,341	\$ 4,833,116	
Water Fund							
Revenues							
User Charges	\$ 9,702,750	\$ 608,563	\$ 618,700	1.7%	\$ 6,568,504	\$ 6,699,698	2.0%
Connection Fees	225,000	18,750	31,140	66.1%	150,000	127,436	-15.0%
IEPA Loans	7,360,000	-	-	0.0%	1,339,999	1,399,953	0.0%
Investment Income	78,079	6,507	11,069	70.1%	52,056	113,240	117.5%
Other Revenues	205,345	17,112	23,680	38.4%	136,896	157,180	14.8%
Total Revenues	17,571,174	650,932	684,589		8,247,455	8,497,507	
Expenditures							
Personnel Services	1,418,642	162,925	201,568	23.7%	982,920	1,295,799	31.8%
Commodities	862,087	71,844	63,282	-11.9%	574,752	639,876	11.3%
Contractual Services	2,297,656	191,470	320,105	67.2%	1,531,760	1,873,881	22.3%
Other Operating	63,310	5,276	6,926	31.3%	42,208	65,333	54.8%
Capital	13,152,258	1,196,023	1,053,964	-11.9%	5,868,184	4,805,666	-18.1%
Debt Service	2,275,728	-	-	0.0%	1,472,894	1,472,893	0.0%
Department Allocations	739,930	61,661	61,661	0.0%	493,288	493,288	0.0%
Total Expenditures	20,809,611	1,689,199	1,707,506		10,966,006	10,646,736	
Excess (Deficiency)	\$ (3,238,437)	\$ (1,038,267)	\$ (1,022,917)		\$ (2,718,551)	\$ (2,149,229)	
Wastewater Fund							
Revenues							
User Charges	\$ 12,837,200	\$ 1,069,767	\$ 964,646	-9.8%	\$ 8,558,136	\$ 8,431,305	-1.5%
Connection Fees	285,000	23,750	29,880	25.8%	190,000	180,761	-4.9%
ARPA Funding	882,554	271,276	266,946	-1.6%	882,554	882,554	0.0%
IEPA Loans	11,179,000	831,583	789,328	-5.1%	4,726,332	4,660,792	0.0%
Investment Income	246,103	20,509	55,586	171.0%	164,072	391,850	138.8%
Other Revenues	156,444	8,037	4,707	-41.4%	64,296	47,038	-26.8%
Total Revenues	25,586,301	2,224,922	2,111,093		14,585,390	14,594,300	
Expenditures							
Personnel Services	2,231,106	255,978	199,934	-21.9%	1,546,406	1,172,806	-24.2%
Commodities	662,159	55,179	53,960	-2.2%	441,432	313,938	-28.9%
Contractual Services	2,921,967	205,997	124,522	-39.6%	1,760,476	1,373,886	-22.0%
Other Operating	67,105	5,592	1,392	-75.1%	44,736	62,890	40.6%
Capital	18,917,594	2,645,967	2,830,753	7.0%	9,028,736	8,441,372	-6.5%
Debt Service	4,481,864	584,702	583,868	-0.1%	3,965,026	3,979,606	0.4%
Department Allocations	951,110	79,259	79,259	0.0%	634,072	634,072	0.0%
Total Expenditures	30,232,905	3,832,674	3,873,688		17,420,884	15,978,570	
Excess (Deficiency)	\$ (4,646,604)	\$ (1,607,752)	\$ (1,762,595)		\$ (2,835,494)	\$ (1,384,270)	

City of St. Charles
Monthly Financial Report / Summary
Other Funds Summary

	Current Annual Budget	Current Month			Year-to-Date		
		Budget	Actual	% Variance	Budget	Actual	% Variance
Refuse Fund							
Revenues							
User Charges	\$ 529,750	\$ 44,146	\$ 44,269	0.3%	\$ 353,168	\$ 354,414	0.4%
Other Revenues	21,115	1,760	1,515	-13.9%	14,080	22,309	58.4%
Transfers In	105,000	-	-	0.0%	105,000	105,000	0.0%
Total Revenues	655,865	45,906	45,784		472,248	481,723	
Expenditures							
Commodities	4,200	350	-	-100.0%	2,800	6,343	126.5%
Contractual Services	570,800	193,952	169,667	-12.5%	527,134	478,826	-9.2%
Total Expenditures	575,000	194,302	169,667		529,934	485,169	
Excess (Deficiency)	\$ 80,865	\$ (148,396)	\$ (123,883)		\$ (57,686)	\$ (3,446)	
TAX INCREMENT FINANCING DISTRICT FUNDS							
TIF 3 - St. Charles Mall Fund							
Revenues	\$ 1,350,700	\$ 70	\$ 338	382.9%	\$ 1,350,560	\$ 1,354,640	0.3%
Expenditures	799,702	-	113	100.0%	799,702	799,528	0.0%
Excess (Deficiency)	\$ 550,998	\$ 70	\$ 225		\$ 550,858	\$ 555,112	
TIF 4 - Fist St. Development Fund							
Revenues	\$ 424,700	\$ 150	\$ 277	84.7%	\$ 424,100	\$ 488,763	15.2%
Expenditures	424,700	-	113	100.0%	424,700	425,321	0.1%
Excess (Deficiency)	\$ -	\$ 150	\$ 164		\$ (600)	\$ 63,442	
TIF 5 - St. Charles Manufacturing Fund							
Revenues	\$ 223,315	\$ -	\$ 77	100.0%	\$ 223,315	\$ 222,199	-0.5%
Expenditures	223,315	-	-	0.0%	223,315	221,674	-0.7%
Excess (Deficiency)	\$ -	\$ -	\$ 77		\$ -	\$ 525	
TIF 7 - Downtown Fund							
Revenues	\$ 1,226,000	\$ 500	\$ 7,044	1308.8%	\$ 1,224,000	\$ 1,435,140	17.3%
Expenditures	593,507	-	169	100.0%	593,507	593,961	0.1%
Excess (Deficiency)	\$ 632,493	\$ 500	\$ 6,875		\$ 630,493	\$ 841,179	
MOTOR FUEL TAX FUND							
Motor Fuel Tax Fund							
Revenues	\$ 1,502,512	\$ 125,545	\$ 143,371	14.2%	\$ 1,004,360	\$ 1,096,958	9.2%
Expenditures	2,525,000	-	66,584	100.0%	2,525,000	2,281,675	-9.6%
Excess (Deficiency)	\$ (1,022,488)	\$ 125,545	\$ 76,787		\$ (1,520,640)	\$ (1,184,717)	

City of St. Charles
Monthly Financial Report / Summary
Other Funds Summary

	Current Annual Budget	Current Month			Year-to-Date		
		Budget	Actual	% Variance	Budget	Actual	% Variance
CAPITAL PROJECT FUNDS							
Capital Projects Fund							
Revenues							
Home Rule Sales Tax	3,667,000	\$ 366,700	\$ 378,694	3.3%	\$ 1,100,100	\$ 1,173,386	0.0%
Video Gaming Revenue	360,000	30,000	30,327	1.1%	240,000	236,020	-1.7%
Transfers In	1,200,000	1,200,000	1,200,000	0.0%	1,200,000	1,200,000	0.0%
Other	230,905	13,000	58,993	353.8%	127,800	674,240	427.6%
Total Revenues	\$ 5,457,905	\$ 1,609,700	\$ 1,668,014		\$ 2,667,900	\$ 3,283,646	
Expenditures							
	7,133,691	550,000	566,735	3.0%	3,185,000	2,068,868	-35.0%
Total Expenditures	\$ 7,133,691	\$ 550,000	\$ 566,735		\$ 3,185,000	\$ 2,068,868	
Excess (Deficiency)	\$ (1,675,786)	\$ 1,059,700	\$ 633,265		\$ (1,985,000)	\$ (868,868)	
Central Downtown (TIF 7) Capital Project Fund							
Revenues	\$ -	\$ -	\$ 2,636	100.0%	\$ -	\$ 19,375	100.0%
Expenditures	5,470	-	-	0.0%	-	-	0.0%
Excess (Deficiency)	\$ (5,470)	\$ -	\$ 2,636		\$ -	\$ 19,375	
Central Downtown (TIF 7) 1st Street Plaza							
Revenues	\$ 587,321	\$ -	\$ 6,896	100.0%	\$ 587,321	\$ 780,054	32.8%
Expenditures	4,483,601	448,360	429,521	-4.2%	3,586,881	3,630,502	0.0%
Excess (Deficiency)	\$ (3,896,280)	\$ (448,360)	\$ (422,625)		\$ (2,999,560)	\$ (2,850,448)	
REPLACEMENT FUND							
Equipment Replacement							
Revenues	\$ 441,401	\$ 1,250	\$ 3,087	147.0%	\$ 436,401	\$ 451,900	3.6%
Expenditures	163,225	16,325	-	-100.0%	97,950	81,121	-17.2%
Excess (Deficiency)	\$ 278,176	\$ (15,075)	\$ 3,087		\$ 338,451	\$ 370,779	
DEBT SERVICE FUNDS							
Debt Service							
Revenues							
Sales & Use Tax	\$ 1,320,000	\$ 110,000	\$ (986,820)	-997.1%	\$ 880,000	\$ 260,807	-70.4%
Other Revenues	20,000	1,666	14,725	783.9%	13,328	84,314	532.6%
Transfers In	7,448,143	-	-	0.0%	7,448,143	7,448,140	0.0%
Total Revenues	8,788,143	111,666	(972,095)		8,341,471	7,793,261	
Expenditures							
Debt Service	8,405,544	-	-	0.0%	7,484,344	7,484,341	0.0%
Contractual Services	4,300	-	-	0.0%	4,300	2,500	0.0%
Total Expenditures	8,409,844	-	-		7,488,644	7,486,841	
Excess (Deficiency)	\$ 378,299	\$ 111,666	\$ (972,095)		\$ 852,827	\$ 306,420	
INTERNAL SERVICE FUNDS							
Inventory							
Revenues	\$ 3,886,555	\$ 323,865	\$ 681,472	110.4%	\$ 2,590,925	\$ 2,733,160	5.5%
Expenditures	3,526,860	316,797	611,570	93.0%	2,359,306	2,502,701	6.1%
Excess (Deficiency)	\$ 359,695	\$ 7,068	\$ 69,902		\$ 231,619	\$ 230,459	

City of St. Charles
Monthly Financial Report / Summary
Other Funds Summary

	Current Annual Budget	Current Month			Year-to-Date		
		Budget	Actual	% Variance	Budget	Actual	% Variance
Fleet Services							
Revenues	\$ 3,407,160	\$ 117,264	\$ 115,936	-1.1%	\$ 2,938,112	\$ 3,106,837	5.7%
Expenditures	2,468,891	216,407	282,363	30.5%	1,976,262	1,661,159	-15.9%
Excess (Deficiency)	\$ 938,269	\$ (99,143)	\$ (166,427)		\$ 961,850	\$ 1,445,678	
Workers Compensation & Liability							
Revenues	\$ 913,685	\$ 13,640	\$ 1,537	-88.7%	\$ 859,120	\$ 858,340	-0.1%
Expenditures	949,025	42,640	16,535	-61.2%	776,485	750,810	-3.3%
Excess (Deficiency)	\$ (35,340)	\$ (29,000)	\$ (14,998)		\$ 82,635	\$ 107,530	
Communications							
Revenues	\$ 371,393	\$ 2,507	\$ 5,508	119.7%	\$ 134,199	\$ 327,693	144.2%
Expenditures	381,364	33,153	7,469	-77.5%	279,674	350,086	25.2%
Excess (Deficiency)	\$ (9,971)	\$ (30,646)	\$ (1,961)		\$ (145,475)	\$ (22,393)	

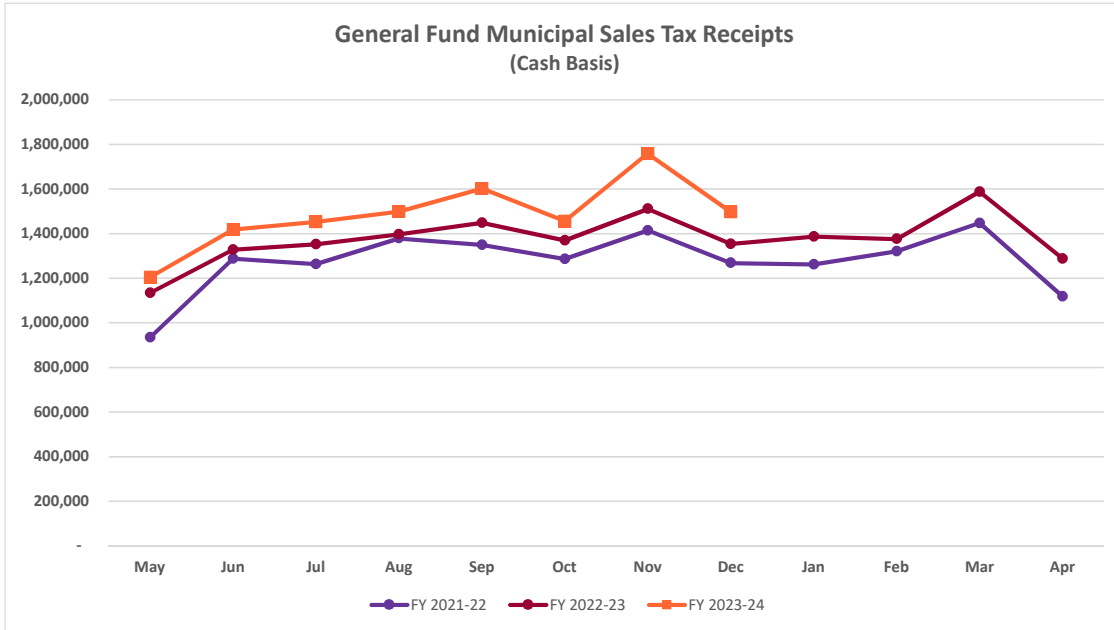
City of St. Charles
Monthly Financial Report / General Fund Revenue
Municipal 1% Sales Tax Revenue

FY 2023-24 Budget:

\$ 17,380,000

Percentage of General Fund Revenues:

28.6%



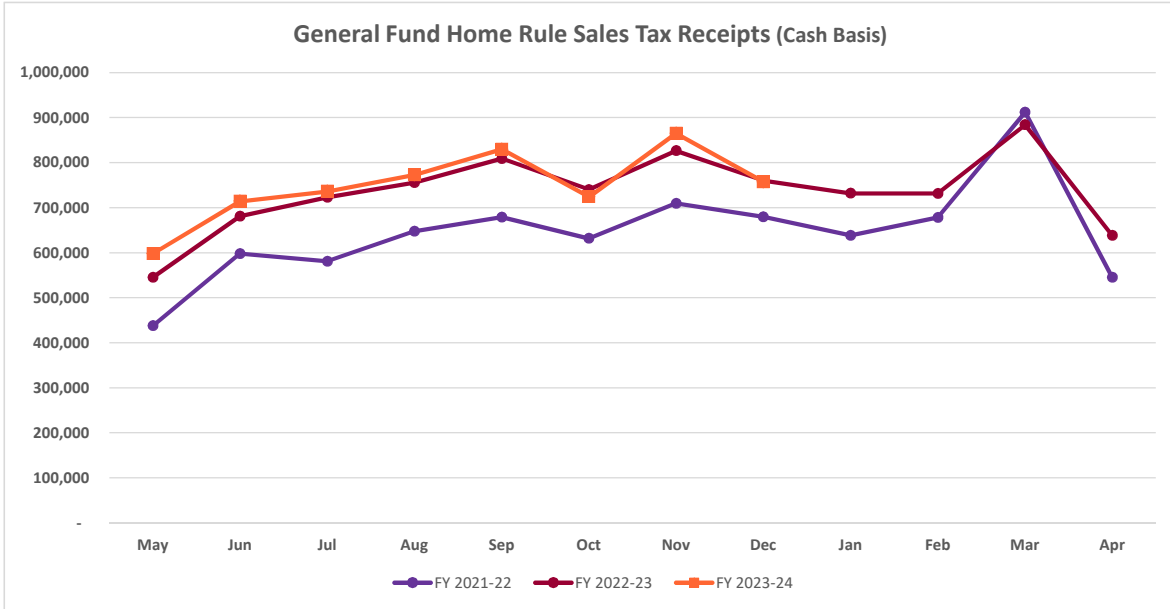
<u>Liability</u>	<u>Disbursement</u>	<u>Actual</u> FY 2021-22	<u>Actual</u> FY 2022-23	<u>Percent</u> <u>Change</u>	<u>Actual</u> FY 2023-24	<u>Percent</u> <u>Change</u>	<u>Budget</u> FY 2023-24	<u>Budget</u> <u>Variance</u>	<u>Percent</u> <u>Variance</u>
February	May	934,336	1,133,874	21.4%	1,203,717	6.2%	1,161,085	42,632	3.7%
March	June	1,287,014	1,327,445	3.1%	1,418,136	6.8%	1,360,923	57,213	4.2%
April	July	1,262,466	1,351,542	7.1%	1,452,005	7.4%	1,351,430	100,575	7.4%
May	August	1,378,540	1,396,924	1.3%	1,498,175	7.2%	1,432,651	65,524	4.6%
June	September	1,349,223	1,447,582	7.3%	1,601,642	10.6%	1,444,041	157,601	10.9%
July	October	1,286,485	1,369,152	6.4%	1,455,684	6.3%	1,364,340	91,344	6.7%
August	November	1,413,533	1,510,600	6.9%	1,758,497	16.4%	1,462,812	295,685	20.2%
September	December	1,268,068	1,354,112	6.8%	1,496,776	10.5%	1,465,427	31,349	0.0%
October	January	1,262,049	1,386,959	9.9%	-	-100.0%	-	-	0.0%
November	February	1,319,971	1,375,770	4.2%	-	-100.0%	-	-	0.0%
December	March	1,446,954	1,587,911	9.7%	-	-100.0%	-	-	0.0%
January	April	1,118,215	1,287,941	15.2%	-	-	-	-	-
	Total	15,326,854	16,529,812		11,884,633		11,042,709		

Note - The amounts above include the sales tax revenue pledged to pay the principal and interest due on the Series 2016 Senior Lien Limited Sales Tax Revenue Refunding Bonds.

City of St. Charles
Monthly Financial Report / General Fund Revenue
Home Rule 1% Sales Tax Revenue

FY 2023-24 Budget: \$ 9,355,000

Percentage of General Fund Revenues: 15.4%



Liability	Disbursement	Actual	Actual	Percent	Actual	Percent	Budget	Budget	Percent
		FY 2021-22	FY 2022-23	Change	FY 2023-24	Change	FY 2023-24	Variance	Variance
February	May	437,810	545,244	24.5%	597,974	9.7%	556,634	41,340	7.4%
March	June	597,956	681,414	14.0%	714,443	4.8%	696,705	17,738	2.5%
April	July	580,918	722,991	24.5%	736,280	1.8%	719,163	17,117	2.4%
May	August	647,838	755,994	16.7%	772,924	2.2%	773,422	(498)	-0.1%
June	September	679,307	809,045	19.1%	830,076	2.6%	801,672	28,404	3.5%
July	October	631,922	740,120	17.1%	724,392	-2.1%	730,242	(5,850)	-0.8%
August	November	709,819	826,723	16.5%	864,991	4.6%	905,593	(40,602)	-4.5%
September	December	680,055	760,256	11.8%	757,388	-0.4%	750,364	7,024	0.9%
October	January	638,791	732,102	14.6%	-	-100.0%	-	-	0.0%
November	February	678,451	731,621	7.8%	-	-100.0%	-	-	0.0%
December	March	912,078	884,170	-3.1%	-	-100.0%	-	-	0.0%
January	April	545,228	638,203	17.1%	-	-100.0%	-	-	0.0%
Total		7,740,173	8,827,883		5,998,469		5,933,795		

Notes:

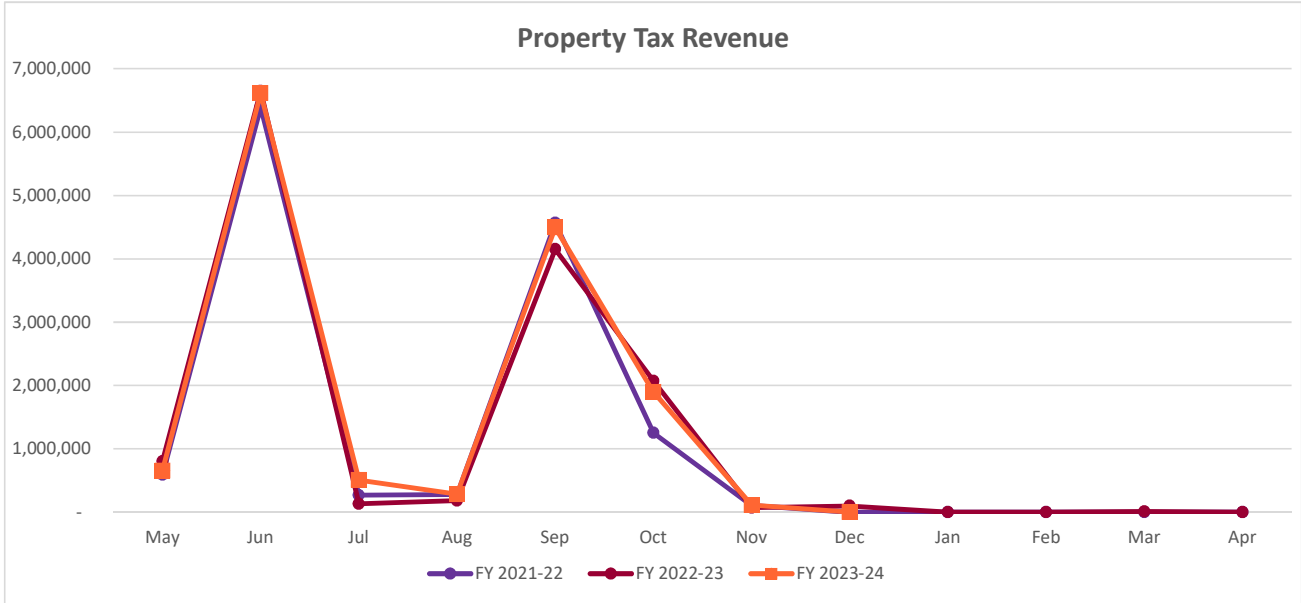
The 1% home rule sales tax revenue is not applicable to sales of food prepared for immediate consumption, drugs and titled vehicles.

The amounts above include the sales tax revenue pledged to pay the principal and interest due on the Series 2016 Senior Lien Limited Sales Tax Revenue Refunding Bonds.

City of St. Charles Monthly Financial Report / General Fund Revenue Property Taxes

FY 2023-24 Budget: \$ 14,621,368

Percentage of General Fund Revenues: 24.1%

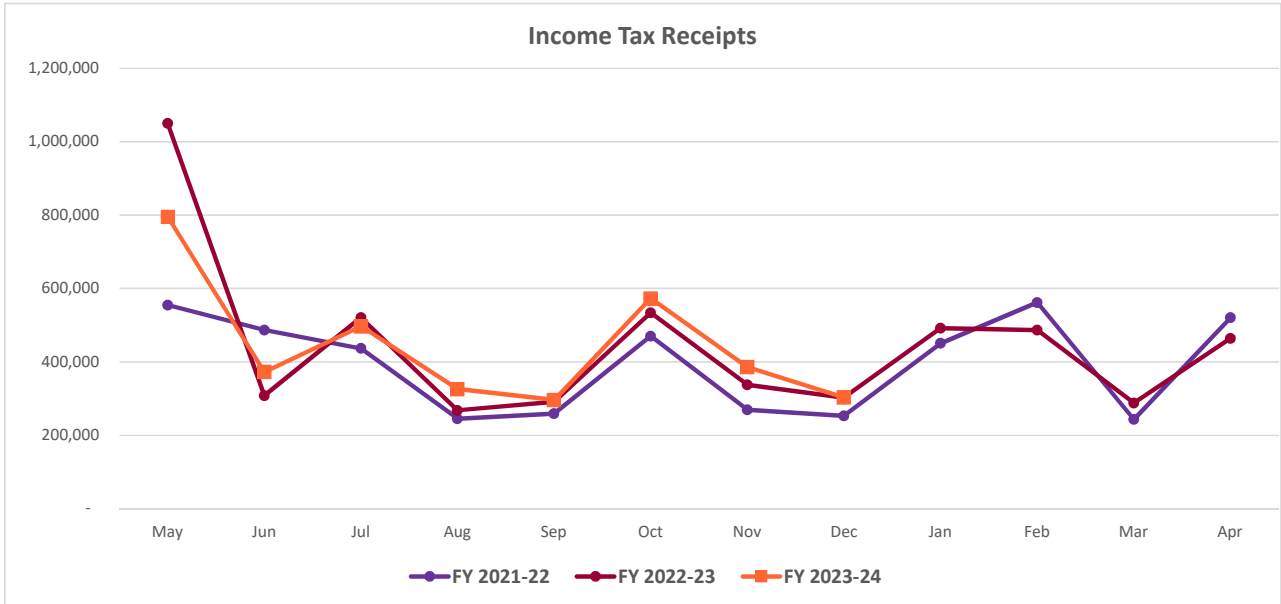


<u>Disbursement</u>	<u>Actual FY 2021-22</u>	<u>Actual FY 2022-23</u>	<u>Percent Change</u>	<u>Actual FY 2023-24</u>	<u>Percent Change</u>	<u>Budget FY 2023-24</u>	<u>Budget Variance</u>	<u>Percent Variance</u>
May	589,459	805,400	36.6%	654,988	-18.7%	831,913	(176,925)	-21.3%
June	6,390,064	6,646,309	4.0%	6,611,985	-0.5%	6,669,411	(57,426)	-0.9%
July	266,973	132,928	-50.2%	507,889	282.1%	337,299	170,590	50.6%
August	278,408	183,783	-34.0%	281,190	53.0%	189,498	91,692	48.4%
September	4,564,047	4,148,327	-9.1%	4,494,281	8.3%	4,286,492	207,789	4.8%
October	1,250,673	2,072,622	65.7%	1,898,613	-8.4%	2,143,229	(244,616)	-11.4%
November	108,492	72,733	-33.0%	111,091	52.7%	75,134	35,957	47.9%
December	-	99,240	100.0%	2,489	100.0%	88,392	(85,903)	0.0%
January	-	-	0.0%	-	0.0%	-	-	0.0%
February	-	-	0.0%	-	0.0%	-	-	0.0%
March	-	11,794	100.0%	-	100.0%	-	-	0.0%
April	-	-	0.0%	-	-	-	-	-
	13,448,116	14,173,136		14,562,526		14,621,368	(58,842)	

City of St. Charles
Monthly Financial Report / General Fund Revenue
State Shared Income Tax Revenue

FY 2023-24 Budget: \$ 5,600,000

Percentage of General Fund Revenues: 9.2%

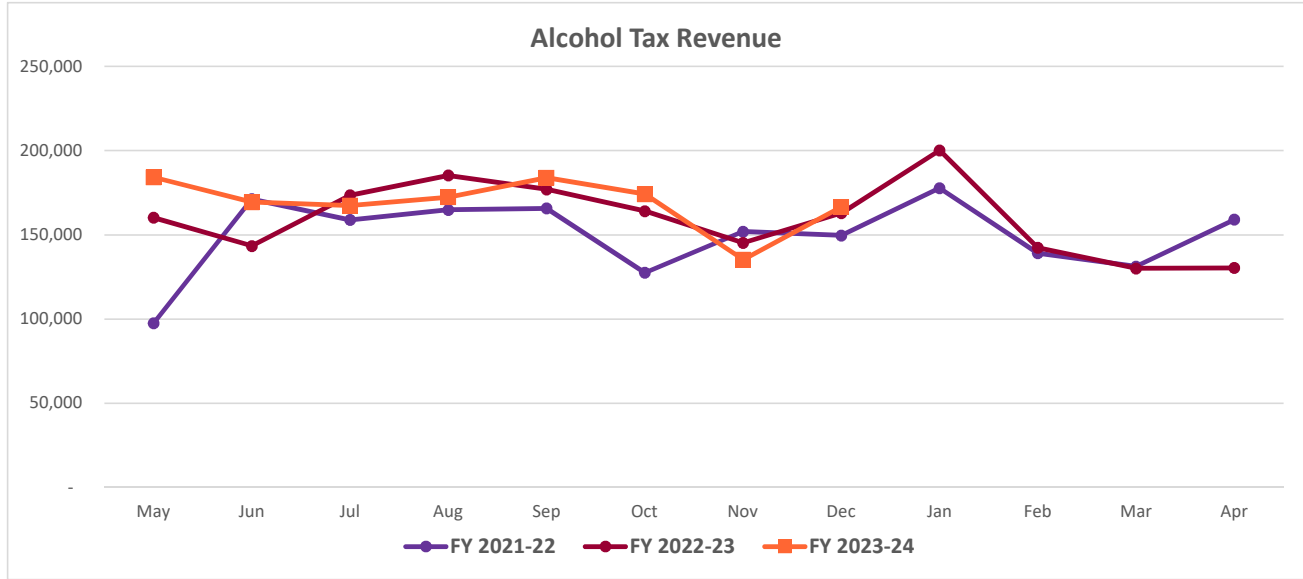


<u>Disbursement</u>	<u>Actual</u> <u>FY 2021-22</u>	<u>Actual</u> <u>FY 2022-23</u>	<u>Percent</u> <u>Change</u>	<u>Actual</u> <u>FY 2023-24</u>	<u>Percent</u> <u>Change</u>	<u>Budget</u> <u>FY 2023-24</u>	<u>Budget</u> <u>Variance</u>	<u>Percent</u> <u>Variance</u>
May	554,856	1,050,063	89.2%	795,772	-24.2%	700,124	95,648	13.7%
June	486,830	308,462	-36.6%	373,143	21.0%	423,168	(50,025)	-11.8%
July	436,730	520,737	19.2%	497,140	-4.5%	545,563	(48,423)	-8.9%
August	245,231	268,209	9.4%	326,739	21.8%	380,996	(54,257)	-14.2%
September	258,977	291,471	12.5%	296,567	1.7%	305,366	(8,799)	-2.9%
October	470,622	533,624	13.4%	573,264	7.4%	559,063	14,201	2.5%
November	269,787	337,909	25.3%	386,147	14.3%	354,019	32,128	9.1%
December	253,159	303,185	19.8%	303,390	0.1%	317,639	(14,249)	0.0%
January	450,736	492,345	9.2%	-	-100.0%	-	-	0.0%
February	562,026	486,811	-13.4%	-	-100.0%	-	-	0.0%
March	243,606	288,320	18.4%	-	-100.0%	-	-	0.0%
April	520,430	464,039	-10.8%	-	-	-	-	-
	4,752,990	5,345,175		3,552,162		3,585,938	(33,776)	

City of St. Charles
Monthly Financial Report / General Fund Revenue
3% Local Alcohol Tax

FY 2023-24 Budget: \$ 2,150,000

Percentage of General Fund Revenues: 3.5%

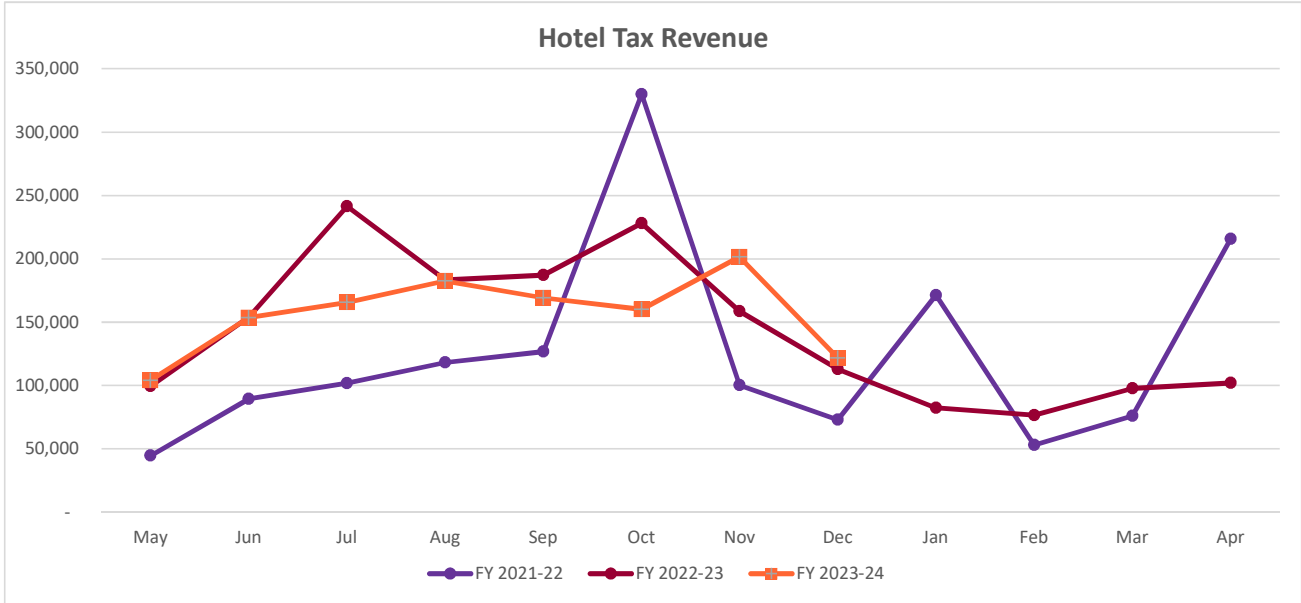


<u>Liability Period</u>	<u>Actual</u> FY 2021-22	<u>Actual</u> FY 2022-23	<u>Percent</u> <u>Change</u>	<u>Actual</u> FY 2023-24	<u>Percent</u> <u>Change</u>	<u>Budget</u> FY 2023-24	<u>Budget</u> <u>Variance</u>	<u>Percent</u> <u>Variance</u>
May	97,476	160,178	64.3%	184,227	15.0%	179,417	4,810	2.7%
June	171,217	143,384	-16.3%	169,452	18.2%	160,607	8,845	5.5%
July	158,935	173,516	9.2%	167,393	-3.5%	194,358	(26,965)	-13.9%
August	164,869	185,337	12.4%	172,346	-7.0%	207,598	(35,252)	-17.0%
September	165,718	177,052	6.8%	183,970	3.9%	198,319	(14,349)	-7.2%
October	127,533	164,086	28.7%	174,144	6.1%	183,795	(9,651)	-5.3%
November	151,927	145,258	-4.4%	135,332	-6.8%	162,706	(27,374)	-16.8%
December	149,687	162,908	8.8%	166,720	2.3%	182,476	(15,756)	0.0%
January	177,763	200,113	12.6%	-	-100.0%	-	-	0.0%
February	139,110	142,345	2.3%	-	-100.0%	-	-	0.0%
March	131,264	130,108	-0.9%	-	-100.0%	-	-	0.0%
April	159,027	130,339	-18.0%	-	-100.0%	-	-	0.0%
	1,794,526	1,914,624		1,353,584		1,469,276	(115,692)	

City of St. Charles Monthly Financial Report / General Fund Revenue 6% Local Hotel Tax

FY 2023-24 Budget: \$ 2,000,000

Percentage of General Fund Revenues: 3.3%

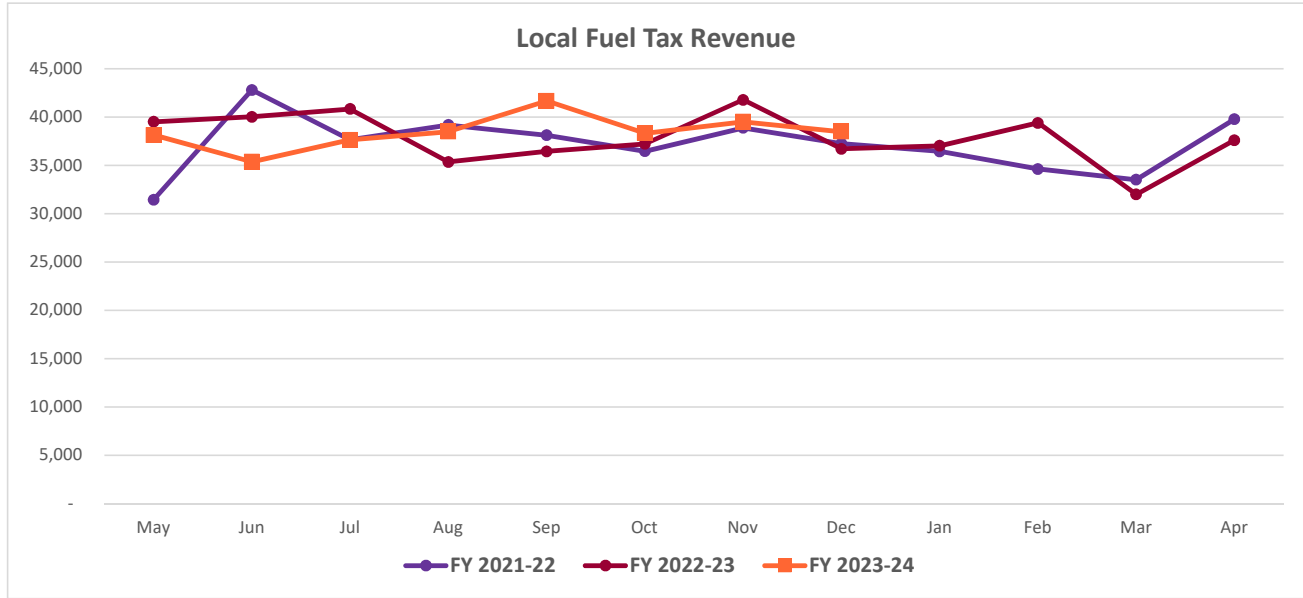


<u>Disbursement</u>	<u>Actual</u> <u>FY 2021-22</u>	<u>Actual</u> <u>FY 2022-23</u>	<u>Percent</u> <u>Change</u>	<u>Actual</u> <u>FY 2023-24</u>	<u>Percent</u> <u>Change</u>	<u>Budget</u> <u>FY 2023-24</u>	<u>Budget</u> <u>Variance</u>	<u>Percent</u> <u>Variance</u>
May	44,623	99,596	123.2%	104,085	4.5%	115,534	(11,449)	-9.9%
June	89,379	154,015	72.3%	153,539	-0.3%	178,662	(25,123)	-14.1%
July	101,762	241,433	137.3%	165,732	-31.4%	200,069	(34,337)	-17.2%
August	118,152	183,344	55.2%	182,551	-0.4%	212,684	(30,133)	-14.2%
September	126,638	187,037	47.7%	169,256	-9.5%	216,968	(47,712)	-22.0%
October	329,771	227,867	-30.9%	160,046	-29.8%	264,333	(104,287)	-39.5%
November	100,173	158,647	58.4%	201,449	27.0%	184,035	17,414	9.5%
December	73,070	112,933	54.6%	121,608	7.7%	131,005	(9,397)	0.0%
January	171,290	82,301	-52.0%	-	-100.0%	-	-	0.0%
February	53,104	76,543	44.1%	-	-100.0%	-	-	0.0%
March	76,119	97,736	28.4%	-	-100.0%	-	-	0.0%
April	215,684	101,953	-52.7%	-	-100.0%	-	-	0.0%
	1,499,765	1,723,405		1,258,266		1,503,290	(245,024)	

City of St. Charles
Monthly Financial Report
\$0.02 Local Fuel Tax Revenue

FY 2023-24 Budget: \$ 454,000

Percentage of General Fund Revenues: 0.7%

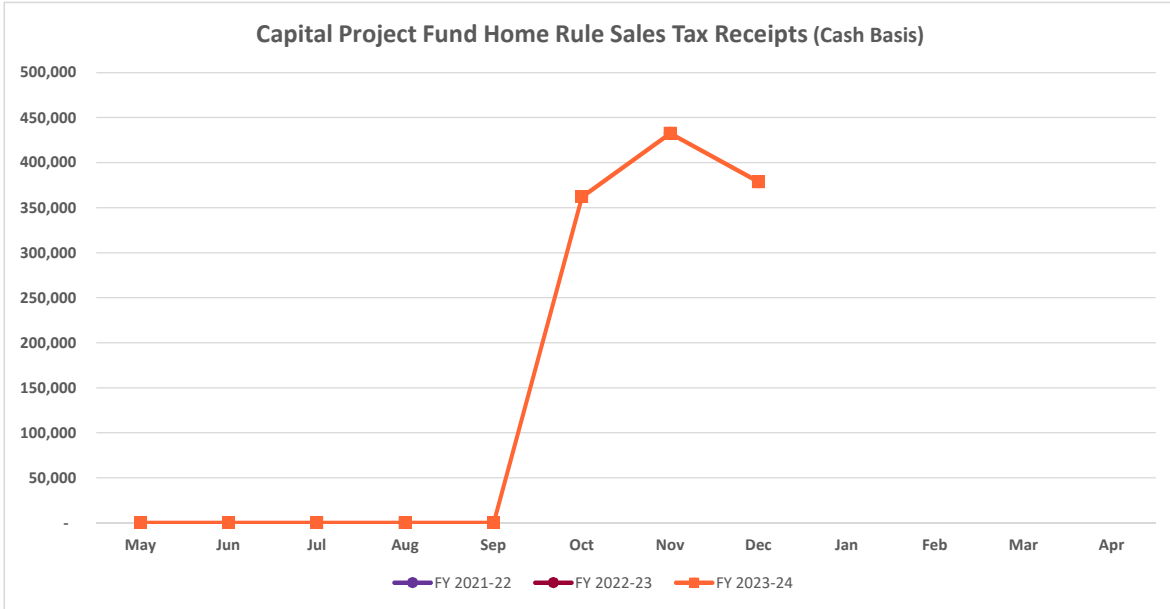


<u>Liability Period</u>	<u>Actual</u> FY 2021-22	<u>Actual</u> FY 2022-23	<u>Percent</u> <u>Change</u>	<u>Actual</u> FY 2023-24	<u>Percent</u> <u>Change</u>	<u>Budget</u> FY 2023-24	<u>Budget</u> <u>Variance</u>	<u>Percent</u> <u>Variance</u>
May	31,430	39,516	25.7%	38,141	-3.5%	37,833	308	0.8%
June	42,812	40,031	-6.5%	35,369	-11.6%	37,833	(2,464)	-6.5%
July	37,662	40,835	8.4%	37,644	-7.8%	37,833	(189)	-0.5%
August	39,176	35,358	-9.7%	38,486	8.8%	37,833	653	1.7%
September	38,125	36,449	-4.4%	41,665	14.3%	37,833	3,832	10.1%
October	36,471	37,223	2.1%	38,331	3.0%	37,833	498	1.3%
November	38,883	41,784	7.5%	39,523	-5.4%	37,833	1,690	4.5%
December	37,270	36,714	-1.5%	38,492	4.8%	37,833	659	0.0%
January	36,450	37,031	1.6%	-	-100.0%	-	-	0.0%
February	34,627	39,400	13.8%	-	-100.0%	-	-	0.0%
March	33,516	31,992	-4.5%	-	-100.0%	-	-	0.0%
April	39,776	37,611	-5.4%	-	-100.0%	-	-	0.0%
	446,198	453,944		307,651		302,664	4,987	

City of St. Charles
Monthly Financial Report / Capital Fund Revenue
Home Rule 0.5% Sales Tax Revenue

FY 2023-24 Budget: \$ 3,667,000

Percentage of Capital Fund Revenues: 67.2%

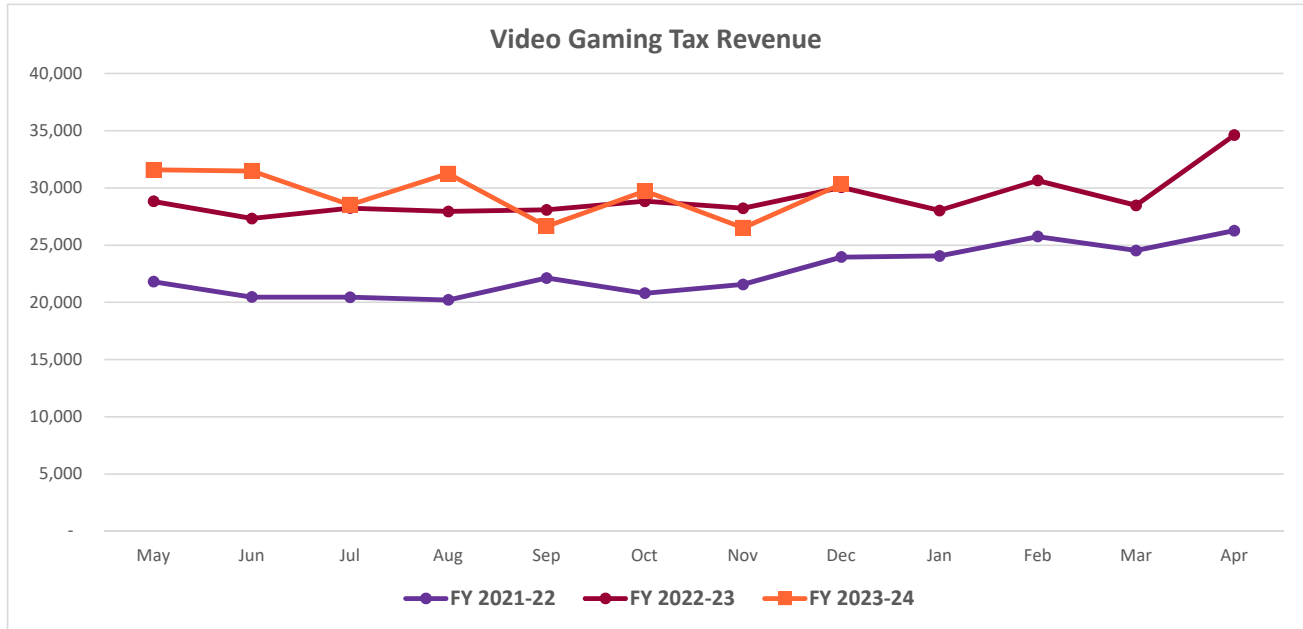


<u>Liability</u>	<u>Disbursement</u>	<u>Actual</u> <u>FY 2021-22</u>	<u>Actual</u> <u>FY 2022-23</u>	<u>Percent</u> <u>Change</u>	<u>Actual</u> <u>FY 2023-24</u>	<u>Percent</u> <u>Change</u>	<u>Budget</u> <u>FY 2023-24</u>	<u>Budget</u> <u>Variance</u>	<u>Percent</u> <u>Variance</u>
February	May			N/A	-	N/A	-	-	N/A
March	June			N/A	-	N/A	-	-	N/A
April	July			N/A	-	N/A	-	-	N/A
May	August			N/A	-	N/A	-	-	N/A
June	September			N/A	-	N/A	-	-	N/A
July	October			N/A	362,196	100.0%	366,700	(4,504)	-1.2%
August	November			N/A	432,496	100.0%	366,700	65,796	17.9%
September	December			N/A	378,694	100.0%	366,700	11,994	3.3%
October	January			N/A			-	-	0.0%
November	February			N/A			-	-	0.0%
December	March			N/A			-	-	0.0%
January	April			N/A			-	-	0.0%
	Total	-	-		1,173,386		1,100,100	73,286	

Notes:

Effective July 1, 2023, the City's local home rule sales tax was increased from 1.0% to 1.5%. The revenue generated by this increase is being recorded in the Capital Improvements Fund. Council formally committed these revenues to funding the City's road and pedestrian network system, including but not limited to right-of-way improvements and related infrastructure.

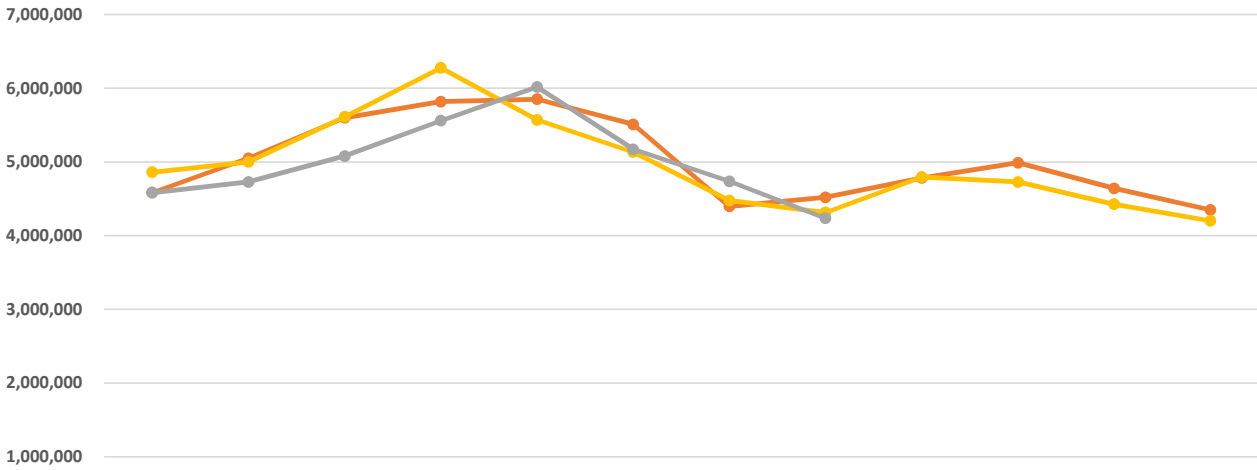
City of St. Charles
Monthly Financial Report
Video Gaming Tax Revenue



<u>Liability Period</u>	<u>Actual</u>			<u>Actual</u>		<u>Budget</u>		<u>Percent Variance</u>
	<u>FY 2021-22</u>	<u>FY 2022-23</u>	<u>Percent Change</u>	<u>FY 2023-24</u>	<u>Percent Change</u>	<u>FY 2023-24</u>	<u>Variance</u>	
May	21,804	28,833	32.2%	31,574	9.5%	30,000	1,574	5.2%
June	20,469	27,327	100.0%	31,481	15.2%	30,000	1,481	4.9%
July	20,450	28,238	100.0%	28,511	1.0%	30,000	(1,489)	-5.0%
August	20,207	27,944	100.0%	31,249	11.8%	30,000	1,249	4.2%
September	22,126	28,086	26.9%	26,648	-5.1%	30,000	(3,352)	-11.2%
October	20,806	28,840	38.6%	29,724	3.1%	30,000	(276)	-0.9%
November	21,568	28,223	30.9%	26,506	-6.1%	30,000	(3,494)	-11.6%
December	23,967	30,054	25.4%	30,327	0.9%	30,000	327	0.0%
January	24,060	28,033	16.5%	-	-100.0%	-	-	0.0%
February	25,758	30,640	100.0%	-	-100.0%	-	-	0.0%
March	24,540	28,480	16.1%	-	-100.0%	-	-	0.0%
April	26,270	34,625	31.8%	-	-	-	-	0.0%
	272,025	349,323		236,020		240,000	(3,980)	

City of St. Charles
Monthly Financial Report / Summary
Electric User Charges and Consumption

Electric Fund User Chargers

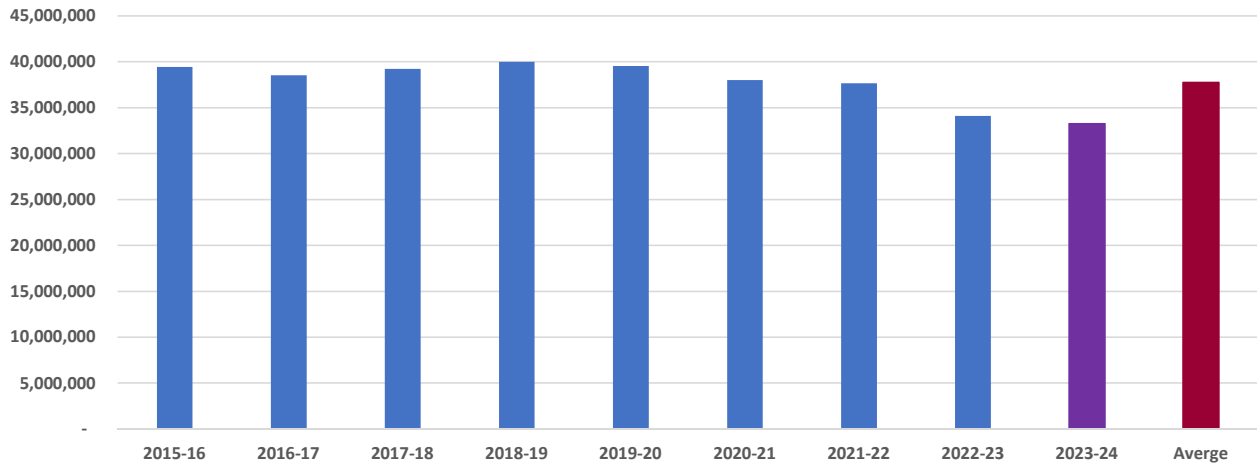


	May	June	July	August	September	October	November	December	January	February	March	April
FY 2021-22	4,583,824	5,049,645	5,599,999	5,818,046	5,850,912	5,510,051	4,396,041	4,520,840	4,782,972	4,988,260	4,640,599	4,351,173
FY 2022-23	4,860,838	5,000,082	5,612,241	6,276,914	5,572,005	5,134,322	4,476,845	4,314,032	4,796,241	4,729,664	4,427,759	4,202,195
FY 2023-24	4,583,429	4,728,820	5,079,857	5,560,163	6,016,229	5,170,636	4,737,898	4,235,146				

● FY 2021-22
 ● FY 2022-23
 ● FY 2023-24

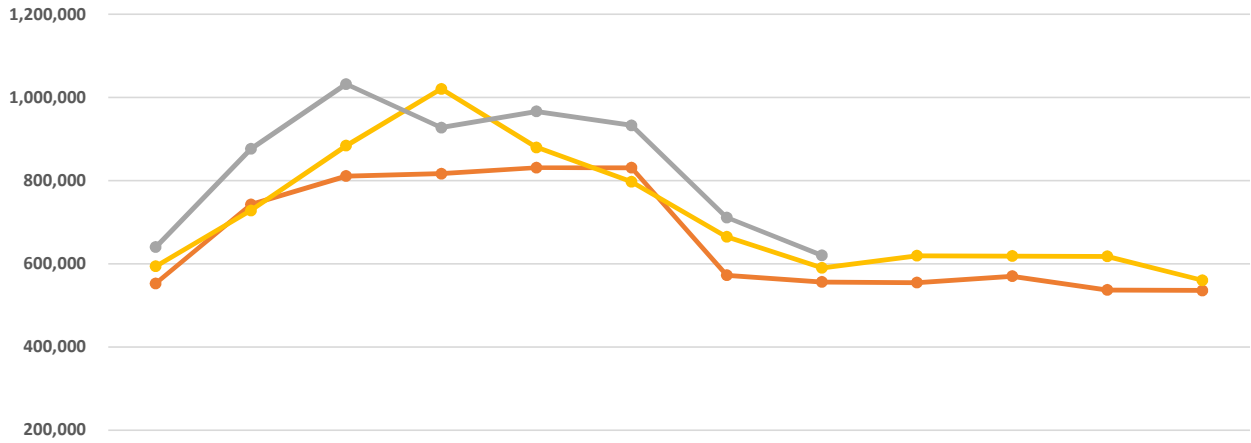
Electric Consumption for Month of: December, 2023

Kilowatt Hours Consumption



City of St. Charles
Monthly Financial Report / Summary
Water Fund User Charges and Consumption

Water Fund User Chargers

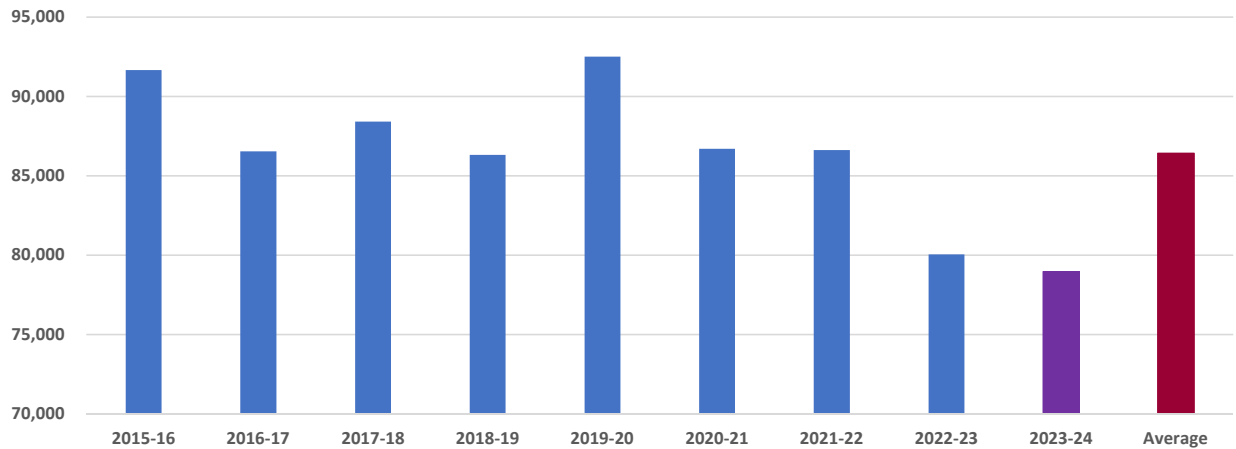


	May	June	July	August	September	October	November	December	January	February	March	April
FY 2021-22	552,710	742,556	810,890	816,601	831,091	830,836	572,332	556,269	554,776	569,908	536,874	535,764
FY 2022-23	594,062	728,268	883,972	1,020,700	879,874	796,916	664,876	590,152	619,501	618,401	617,643	560,120
FY 2023-24	640,133	876,401	1,032,289	927,418	966,305	932,861	711,170	620,388				

—●— FY 2021-22
 —●— FY 2022-23
 —●— FY 2023-24

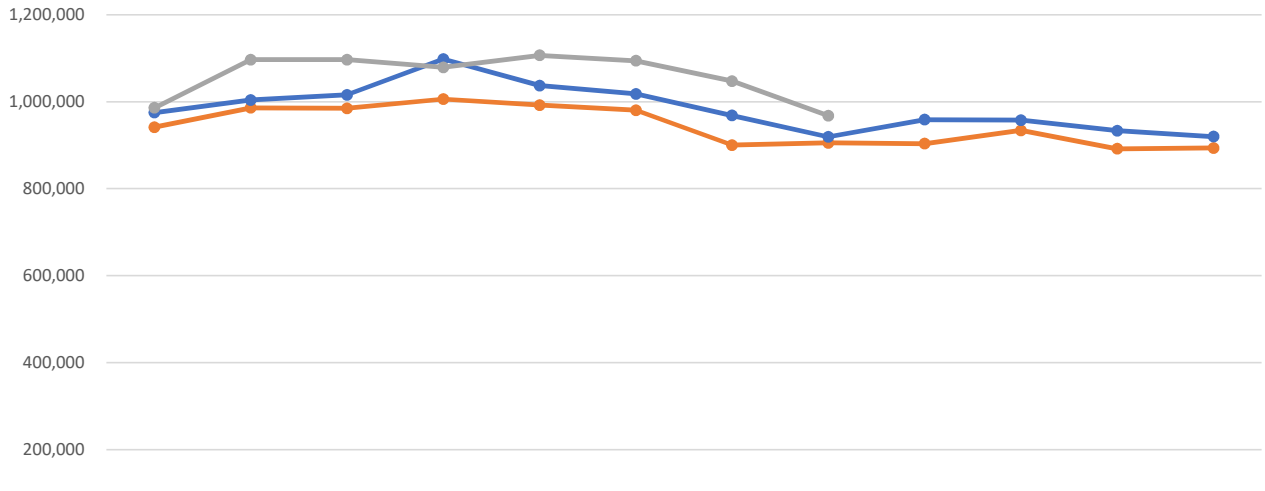
Water Consumption for Month of: December, 2023

Water Gallons (1000s) Consumption



City of St. Charles
Monthly Financial Report / Summary
Wastewater Fund User Charges and Consumption

Wastewater Fund User Chargers

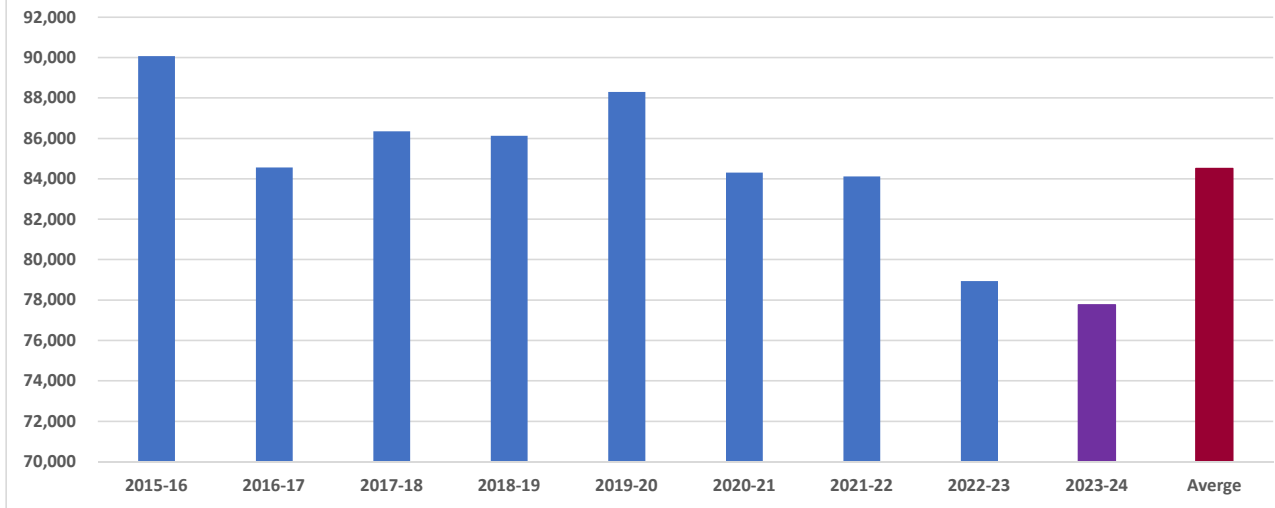


	May	June	July	Aug	Sept	Oct	Nov	Dec	Jan	Feb	March	April
FY 2021-22	941,489	986,038	984,764	1,006,093	992,110	980,311	900,331	905,460	903,627	933,928	891,730	893,773
FY 2022-23	974,945	1,004,138	1,016,006	1,098,171	1,037,047	1,017,797	968,386	919,217	958,890	957,613	933,293	919,665
FY 2023-24	986,126	1,096,565	1,096,714	1,079,060	1,106,593	1,094,319	1,047,396	967,831				

—●— FY 2021-22
 —●— FY 2022-23
 —●— FY 2023-24

Wastewater Consumption for Month of: December, 2023

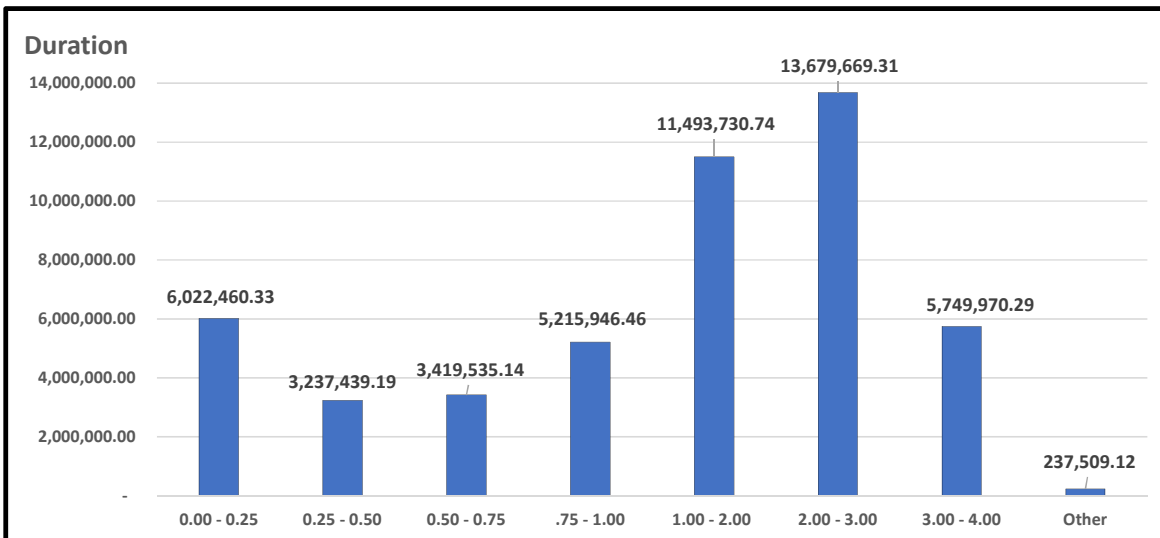
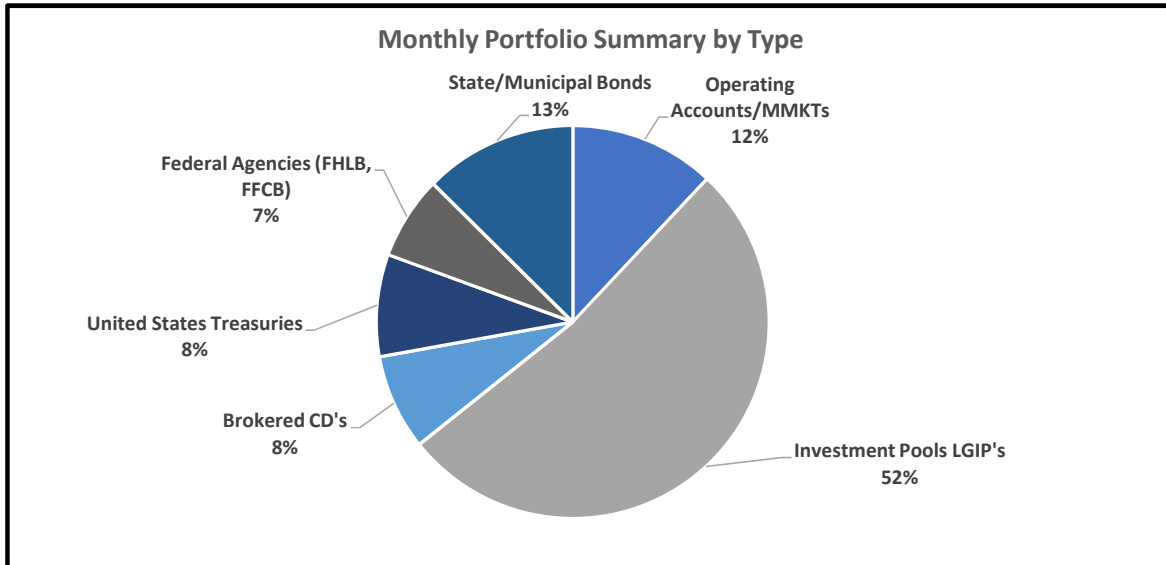
Wastewater Consumption




City of St. Charles
Monthly Investment Summary
December 31, 2023

Total Portfolio Size:	126,459,163.56			
Fixed Income Portfolio:	45,159,784.40	35.7%	Percent of Total	
Fixed Income Yield:	3.88%		End of Month 6 Month Treasury:	5.26%
Fixed Income Avg Duration:	1.646 Years		Fixed Income Avg Credit Rating:	AA/Aa2/AA

<u>Category</u>	<u>Amount</u>	<u>Percent</u>
Operating Accounts/MMKTs	15,165,822.50	12.0%
Investment Pools LGIP's	66,133,556.66	52.3%
Brokered CD's	9,939,710.10	7.9%
United States Treasuries	10,650,643.00	8.4%
Federal Agencies (FHLB, FFCB)	8,661,648.50	6.8%
State/Municipal Bonds	15,907,782.80	12.6%
	<u>126,459,163.56</u>	-



 <p>CITY OF ST. CHARLES ILLINOIS • 1834</p>	AGENDA ITEM EXECUTIVE SUMMARY		Agenda Item number: IIA
	Title:	Recommendation from Mayor Lora Vitek to approve the appointment of Joseph Cannizzaro to the Natural Resources Commission.	
	Presenter:	Mayor Vitek	
Meeting: City Council		Date: February 5, 2024	
Proposed Cost: \$		Budgeted Amount: \$	Not Budgeted: <input type="checkbox"/>
TIF District: Choose an item.			
Executive Summary (if not budgeted, please explain):			
<p>Due to the resignation of Ryan Johnson, there is a vacancy on the Natural Resources Commission. Mayor Vitek requests favorable consideration of appointment of Joseph Cannizzaro to the Natural Resources Commission with term ending April 30, 2026.</p>			
Attachments (please list):			
Resume			
Recommendation/Suggested Action (briefly explain):			
Recommendation from Mayor Lora Vitek to approve the appointment of Joseph Cannizzaro to the Plan Commission.			

JOSEPH S. CANNIZZARO IV

St. Charles, IL [REDACTED]

Mayor Lora Vitek and St. Charles City council:

Dear Mayor Vitek,

Thank you for the opportunity to apply for the volunteer position on the St. Charles Natural Resources Commission for the City of St. Charles. I believe I have extensive experience with the duties and responsibilities associated with this position. As a Wildlife Biologist, I feel I could provide a unique perspective using my strong quantitative, written, leadership and verbal skills. I am very familiar with the natural resource matters that our town faces. And I am certain that I have the necessary expertise to serve the city well.

I am a young and passionate Biologist now working for the Illinois Natural History Survey; with a recent Master's degree in biology at the University of Wisconsin Milwaukee and undergraduate degree from the University of Wisconsin Stevens Point. During the course of my academic career, I have authored over 13 peer reviewed publications or notes on the Zoology of midwestern Reptiles and Amphibians. I have also had the privilege of leading and conducting various field surveys or experiments with a variety of Wildlife. I am a St. Charles Native who has a deep passion for the health and proper management of our Natural Resources.

After reviewing my CV, I hope you will agree that my skills and abilities will benefit the commission and city. Please contact me at [REDACTED] or via email at [REDACTED] to arrange for an interview. Thank you for your consideration, and I look forward to hearing from you soon.

Sincerely,
Joseph S. Cannizzaro IV

Joseph S. Cannizzaro

Curriculum Vitae of Joseph S. Cannizzaro IV

1

PROFESSIONAL SUMMARY

Skilled early career Zoological researcher with a passion for Natural resource management, wildlife conservation and civic engagement.

EDUCATION

University of Wisconsin Milwaukee (UW-M) Milwaukee, WI
Masters of Science in Biology
Advisor: Gerlinde Hobel December 2023

University of Wisconsin Stevens Point (UWSP) Stevens Point, WI
Bachelor of Science in Biology (Cum Laude)
Captive Wildlife Minor (UWSP)
Advisor (s): Peter Zani, Robert Jadin June 2021

St. Charles North High School St. Charles, IL
High School Diploma June 2017

WILDLIFE AND JOB EXPERIENCE

Illinois Natural History Survey (INHS) State of Illinois
Herpetological Technician December 2023-Present

- Work with federally threatened Eastern Massasauga rattlesnakes and Blanding's Turtle. Collect population-level data (counts, morphometrics, and marking) on Illinois Reptiles and Amphibians. Responsible for decontaminating sampling equipment, maintaining equipment, collecting tissue samples, and operating various hand tools, electronics, and mechanical equipment such as 4WD/UTV vehicles.
- Perform field work in woodland, prairie, and wetland environments with exposure to extreme and inclement weather and temperature.

Brookfield Zoo Brookfield, IL
Hamill Family Zoo and Wild Encounters Seasonal Animal Care Specialist June 2023–December 2023

- Fed, and cleaned enclosures for a broad variety of taxa including Reptiles, Amphibians, Invertebrates, Mammals and Birds. Select taxa include Box turtles, burmese python, chuckwalla, king snake, and viper gecko. Monitor general health and body condition of animal collection. Provide and design enrichment for animals. Administer medication for a variety of animal taxa.
- Take detailed notes and record abnormal behaviors and animal medical history.
- Provide customer service and answer a wide array of questions to zoo guests. Write and design zoo chats to inform the public of conservation action.

Massasauga Rattlesnake Species Survival Plan (SSP) Survey State of Michigan

Swamp Rattlesnake Survey Volunteer May 2023

- Assisted Zoo professionals, and state and federal herpetologists with wetland visual searches of the endangered Eastern Massasauga Rattlesnake (*Sistrurus catenatus*).

Joseph S. Cannizzaro IV-Page 2

- Learned how to professionally use snake hooks and tongs. Trained to handle venomous rattlesnakes with snake tongs.
- Took temperature, weather and behavioral data of snakes. Age classes handled included adults and sub-adults.

Illinois Natural History Survey (INHS) Massasauga Rattlesnake Survey

State of Illinois

Survey Volunteer

April 2023

- Assisted Natural History Survey Biologists with wetland visual searches of the endangered Eastern Massasauga Rattlesnake (*Sistrurus catenatus*).

Wisconsin DNR Massasauga Rattlesnake Survey

State of Wisconsin

Swamp Rattlesnake Survey Volunteer

September 2021

- Assisted Wisconsin state herpetologists with wetland visual searches of the endangered Eastern Massasauga Rattlesnake (*Sistrurus catenatus*).
- Learned how to professionally use snake hooks and tongs. Captured and inserted venomous snakes into tube containers for data collection.
- Took morphometric data and diagnostic photographs of individuals. Age classes handled included adults, sub-adults and juveniles.

Kane County Wildlife Biologist

Kane County, IL

Wildlife Technician

June 2021–August 2021

- Assisted the county's Wildlife Biologist in mark recapture turtle surveys, and herpetological disease study. Flipped snake boards, identified and logged diverse species of Illinois snakes. Checked, re-baited, and cleaned over 50 aquatic turtle traps located in local wetlands.
- Undertook and surveyed streams for local and rare Mollusks. Captured and transported injured wildlife including waterfowl to rehabilitation center.
- Identified, tracked and documented the endangered Blanding's turtles location. Used radio telemetry to locate and inspect the welfare of Blanding's turtles. Cared for and incubated Blanding's Turtle eggs. Collected data on Freshwater Turtles in Kane county. Fed neo-natal Blanding's turtles and provided appropriate lighting.
- Drove a Polaris all-terrain vehicle and Ford F-150 XL truck and trailer. Transported gravid Blanding's Turtles to be induced to lay eggs at a wildlife clinic. Collected eggs and assisted in the inducement process.

Crocodile Research Coalition-Tellez Lab

Placencia, Belize

Crocodile Intern

June 2021

- Assisted Biologists in Crocodile capture surveys including the following species (*Crocodylus acutus*, and *C. moreletii*).
- Undertook and surveyed streams and body of waters for different types of habitat and urban development. Identified local flora and fauna to species.
- Participated in education shows informing the public about the Ecology, Natural History and Conservation issues surrounding Central American Crocodiles.
- Took morphometric measurements on a wide variety of sized Crocodiles, learned restraint techniques including how to secure jaws and tail. Partook in night eyeshine surveys, nest surveys and collected neo-natal crocodiles for headstarting and translocation.

UW- Stevens Point Black Bear Project

Mellen, WI

Black Bear Technician

March 2021

- Utilized VHF telemetry to locate the dens of the American Black Bear (*Ursus americanus*); as part of a long term Black Bear den project at the University of Wisconsin Stevens Point. Collected morphometric as well as den occupancy data.
- Assisted Wildlife Veterinarian with the anaesthetizing of adult female Black Bears, as well as the removal of bears from dens for data processing.

Northern Illinois University- King Lab

Kane County, IL

Field Technician

May 2020–August 2020

Joseph S. Cannizzaro IV-Page 3

- Worked in the lab of Dr. Richard King; Used radio telemetry to locate and inspect the welfare of 20 juvenile Blanding's turtles twice weekly.
- Collected morphometric and habitat data as well as navigated wetland habitat.

Kane County Wildlife Biologist

Kane County, IL

Reptile Technician

May 2019–August 2019

- Assisted the county's Wildlife Biologist in aquatic turtle surveys and mark recapture study. Flipped snake boards, identified and logged diverse species of Illinois snakes. Checked, re-baited, and cleaned over 40 aquatic turtle traps located in local wetlands.
- Identified, tracked and documented the endangered Blanding's turtle location. Used radio telemetry to locate and inspect the welfare of Blanding's turtles. Cared for and incubated Blanding's Turtle eggs. Collected data on Freshwater Turtles in Kane county.
- Carried out four weeks of night work. Tracked nesting females, collected eggs, and monitored Blanding mortality on roads and railroads. Drove a Polaris all-terrain vehicle and Ford F-150 XL truck and trailer.

Alligator Snapping Turtle Behavioral Project

Stevens Point, WI

Principle Investigator

October 2020–April 2021

- Created activity budget of captive *Macrochelys temminckii*, observed behavior of *M. temminckii* and managed camera data sets. Designed new enclosure retrofitted with environmental enrichment. Moved the turtle to a new enclosure and monitored behavior.

Schmeckle Reserve Salamander Project

Stevens Point, WI

Principle Investigator

January 2020–March 2021

- Organized and carried out continuous mole Salamander migration research in Schmeckle Reserve. Tracked species diversity, and migration patterns in relation to weather, and barometric pressure. Designed and implemented drift net fencing and pitfall trap arrays.
- Checked traps twice daily, collected morphological and weather data. Wrote IACUC protocols, in addition to grants for funding. Trained 10 undergraduate volunteers in the act of data collection and proper amphibian handling.

UWSP Herpetology Society Vivarium and 410 Lab

Stevens Point, WI

Volunteer

October 2017–May 2021

- Fed, handled and cared for a variety of reptiles and amphibians at the UW Stevens Point vivarium and 410 laboratory. Maintained breeder colonies of dubia and hissing cockroaches and superworms. Treated turtles for shell rot and related disorders. Cleaned aquatic aquariums and filters.

Fox Valley Wildlife Center

Elburn, IL

Volunteer

April 2016–September 2016

- Rehabilitated, fed, and handled a wide variety of Illinois wildlife, including reptiles, amphibians, mammals, and birds. Cleaned enclosures and monitored health.

SELECTED PEER-REVIEWED PUBLICATIONS n=13

8. **Cannizzaro, J. S. IV, & Arnold, R.** (In Press July 2023) Entanglement: *Nerodia sipedon* (Northern Water Snake) *Herpetological Review Natural History Notes*.

7. **Cannizzaro, J. S. IV, and Höbel, G.** 2023. Hidden black and yellow thigh color acts as an aposematic signal in the Eastern Gray Treefrog (*Hyla versicolor*). *Ethology*, 129(12) 679-685. <https://doi.org/10.1111/eth.13404>

Joseph S. Cannizzaro IV-Page 4

6. **Cannizzaro, J.S., IV**, Burnside, M., and Warner, H.M., (In Press July 2023). Predation: *Hyla versicolor* (Gray Tree Frog) *Herpetological Review Natural History Notes*.
5. **Cannizzaro, J.S., IV**, and Badje, A.F. (In Press May 2022). Unusual Chorus Behavior: *Pseudacris maculata* (Boreal Chorus Frog). *Herpetological Review Natural History Notes*.
4. **Cannizzaro, J.S., IV**, and Schmanski, M. 2022. Geographic Distribution: *Hemidactylium scutatum* (Four-Toed Salamander) in Ozaukee County, Wisconsin. *Herpetological Review Geographic Distribution Notes 53(1):68*.
3. **Cannizzaro, J.S., IV**, and Graser, W., III. 2022. Habitat use: *Emydoidea blandingii*, (Blanding's Turtle) *Herpetological Review Natural History Notes 53(1):117-118*.
2. **Cannizzaro, J.S., IV**, Lafleur, R., Watermolen, D.J. 2021. Geographic Distribution: *Necturus maculosus* (Common Mudpuppy) in Wood County, Wisconsin. *Herpetological Review Geographic Distribution Notes 52(3):72*.
1. **Cannizzaro, J. S., IV**, Graser, W., III, and Kutok, N.J. 2021. Diet: *Emydoidea blandingii* (Blanding's Turtle) *Herpetological Review Natural History Notes 52(2):390*.

RESEARCH AND TRAVEL GRANTS

Sum =\$8,776	
UW-Milwaukee Student Travel Grant \$500	Summer 2023
SSAR Carl Gans Memorial Travel Fellowship \$800	Summer 2023
Wisconsin Wetland Association Student Scholarship - \$200	Winter 2023
Levenson Field Biology Fellowship \$4,000	Summer 2022
Ruth I. Walker Memorial Biology Scholarship \$1000	Fall 2022, 2023
Midwest PARC Travel Grant \$500	March 2022
OSCAR Grant for Salamander Research \$776.61.	March 2020

AWARDS AND HONORS

UW- Milwaukee Biological Sciences Symposium Second place poster	Summer 2023
Outstanding Citizenship Award, Sons of the American Revolution	June 2017
Volunteer Service Award, Chicago Zoological Society	December 2016

OUTREACH AND EDUCATION

Joseph S. Cannizzaro IV-Page 5

Chicago Zoological Society/Brookfield Zoo

Roving Naturalist

Brookfield, IL

May 2017– August 2017

- Wrote and orated speeches to 50+ zoo audiences to promote wildlife preservation among zoo guests on a team of 10 young adults. Handled and presented a diverse collection of reptiles to the public, including skinks, snakes, turtles, and geckos to educate and inspire passion for animals.
- Provided customer service and answered a wide array of questions to zoo guests.

Kings Conservation Science Scholar

Scholar

Brookfield IL

May 2015-August 2016

- Volunteered over 100 hours of service interacting with Brookfield Zoo guests on a diverse array of conservation topics and subjects.
- Gave oral presentations to Zoo guests regarding animal natural history using animal bones and other interpretive media.
- Educated children and adults for Easter, Christmas and holiday festivals at the zoo.
- Attended college and professional development programs and lectures.
- Attended the King Conservation Leader Conference.

OTHER WORK EXPERIENCE

UW Stevens Point

Resident assistant

Stevens Point, WI

August 2018– May 2021

- Created and implemented academic programs to enrich the lives of the students. Provided counsel to residents and helped each student achieve academic success.
- Helped develop a respectful and social resident hall community, organize and put on monthly educational and relevant hall programs.

PROFESSIONAL SERVICE

Reviewer for Amphibians and Reptile Journal

January 2023- Present

LEADERSHIP

UWSP Herpetology Society

President

Stevens Point, WI

December 2019–December 2020

- Planned and led society meetings; curated semester goal planning and shared knowledge and husbandry skills of herpetofauna with society members. Coordinated fundraising for the society. Aided in organizing over 100 education shows and public events. Accepted and rehabilitated injured herpetofauna to society's live animal labs. Carried out field trips for over 100 members.

UWSP Herpetology Society Enrichment Committee

Chair

Stevens Point, WI

May 2019–December 2019

Joseph S. Cannizzaro IV-Page 6

- Participated in the target training of a variety of reptiles including green iguanas, aquatic and terrestrial turtles and blue tongued skinks. Placed enrichment objects in animal enclosures at the UWSP vivarium to simulate and mimic the animal's wild behavior.

Boy Scouts of America Troop 56

Eagle Scout

St. Charles, IL

April 2016

- Earned highest rank achievable in the Boy Scouts of America. Planned and successfully executed a service project to renovate a birds of prey enclosure.

MEMBERSHIPS

**Society for the Study of Amphibians and Reptiles
Member**

June 2019—Present

**Midwest Partners in Amphibian Reptile Conservation
(PARC)
Advisory Board Member**

December 2022-Present

**North Central Chapter of the Wildlife Society
Member**

October 2021-Present

**Midwest PARC
General Member**

September 2021-Present

CONFERENCES ATTENDED

Massasauga Rattlesnake Species Survival Plan Meeting

May 2023

Society for Integrative and Comparative Biology (SICB) regional meeting

March 2023

Wisconsin Wetlands Association Meeting

February 2023

Midwest Fish and Wildlife Conference

February 2022

Midwest Partners in Amphibian and Reptile Conservation (PARC) Annual meeting
2022,2023

September 2021,

The Wildlife Society Wisconsin State Chapter Annual Meeting

February 2020

REFERENCES

William Graser
Wildlife Ecologist
Forest Preserve District of Kane County
Geneva, IL
graserwilliam@kaneforest.com

Dr. Gelinde Hobel
Associate Professor
Dept. of Biological Sciences

University of Wisconsin-Milwaukee
Milwaukee, WI
hoebel@uwm.edu

Dr. Richard B. King
Distinguished Research Professor
Northern Illinois University
DeKalb, IL
rbking@niu.edu

City of St. Charles, Illinois
Resolution No. 2024-_____

**A Resolution Authorizing the Purchase of Panasonic Toughbook laptops
from CDS Office Technologies in the submitted amount**

**Presented & Passed by the
City Council on _____**

WHEREAS, in order to meet the demanding environmental and operating conditions for Police Department mobile computing the City has standardized on Panasonic ruggedized laptops;

WHEREAS, the Information Systems Department solicited a request for quote for Panasonic Toughbook semi-ruggedized laptops;

WHEREAS, CDS Office Technologies submitted pricing through Sourcewell, a national government purchasing cooperative that may be used by governmental units of the State of Illinois;

THEREFORE, BE IT RESOLVED by the Mayor and City Council of the City of St. Charles, Kane and DuPage Counties, Illinois, that a purchase of Panasonic Toughbooks from CDS Office Technologies is approved in the submitted amount.

PRESENTED to the City Council of the City of St. Charles, Illinois, this ___ day of _____, 2024.

PASSED by the City Council of the City of St. Charles, Illinois, this ___ day of _____, 2024.

APPROVED by the Mayor of the City of St. Charles, Illinois, this ___ day of _____, 2024.

Lora Vitek, Mayor

ATTEST:

City Clerk

COUNCIL VOTE:

Ayes:

Nays:

Absent:

Abstain:

City of St. Charles, Illinois

Resolution No. 2024-_____

A Resolution Requesting the Closure of Routes 64 and 31

for the St. Patrick's Day Parade

Presented & Passed by the City Council on _____

WHEREAS, the St. Charles Business Alliance is sponsoring a St. Patrick's Day Parade in the City of St. Charles, and;

WHEREAS, this Parade will require the temporary closure of Main Street (Route 64) and Second Street (Route 31) state highways in the City of St. Charles, and;

WHEREAS, Section 4-408 of the Illinois Highway Code authorizes the Department of Transportation to issue permits to local authorities to temporarily close portions of state highways for such public purposes or needs as parades and local celebrations;

NOW, THEREFORE, BE IT RESOLVED by the City Council of the City of St. Charles that permission to close Main Street (Route 64) and Second Street (Route 31) on Saturday, March 9, 2024 from 1:30 p.m. to 3:30 p.m. be requested of the Department of Transportation;

BE IT FURTHER RESOLVED that if such permission is granted by the Department of Transportation, all highway traffic during the periods of time specified shall be detoured over the following routes:

For westbound on Route 64: south on 5th Avenue (Route 25) to Illinois Avenue, west to 7th Street, north to Route 64. For southbound on Route 31: west on State Street from Route 31 to 7th Street, south on 7th Street to Illinois Street, east on Illinois Street to Route 31. For eastbound Route 64 and northbound Route 31, use the reverse route.

BE IT FURTHER RESOLVED that if such permission is granted by the Department of Transportation, the City of St. Charles assumes full responsibility for the direction, protection and regulation of the traffic during the time the detour is in effect, and all liabilities for damages of any kind occasioned by the closing of the state highway, and it is further agreed that efficient all-weather detours will be maintained to the satisfaction of the Department and conspicuously marked for the benefit of traffic diverted from the state highway.

BE IT FURTHER RESOLVED that a copy of this resolution be forwarded to the Department of Transportation to serve as a formal request for the permission sought in this resolution.

PRESENTED to the City Council of the City of St. Charles, Illinois, this ___ day of _____ 2024.

PASSED by the City Council of the City of St. Charles, Illinois, this ___ day of _____ 2024.

APPROVED by the Mayor of the City of St. Charles, Illinois, this ___ day of _____ 2024.

Lora Vitek, Mayor

ATTEST:

City Clerk

COUNCIL VOTE:

Ayes:

Nays:

Absent:

Abstain:

MINUTES
THE CITY OF ST. CHARLES
GOVERNMENT OPERATIONS COMMITTEE
ALD. STEVE WEBER, CHAIR
TUESDAY, JANUARY 16, 2024
IMMEDIATELY FOLLOWING THE CITY COUNCIL MEETING
CITY COUNCIL CHAMBERS – 2 EAST MAIN STREET

1. Call to Order

Chair Weber called the meeting to order at 7:20pm

2. Roll Call

Present: Ald. Silkaitis, Ald. Foulkes, Ald. Bongard, Ald. Muenz, Ald. Gehm, Ald. Pietryla, Ald. Wirball, Ald. Bessner

Absent: None

3. Administrative - None

4. Omnibus Vote

Items with an asterisk (*) are routine matters and will be enacted by one motion. There will be no separate discussion on these items unless a council member/citizen so requests, in which event the item will be removed from the consent agenda and considered in normal sequence on the agenda.

5. Economic Development

a. Presentation of draft Downtown Parking Study.

Derek Conley gave an update on the completed draft Downtown Parking Study. The study includes a parking inventory, occupancy data, existing conditions report, public comments, public surveys, focus group comments, future development analysis, and recommendations. A Parking Study Open House for the public will be held on Tuesday, January 23. The consultant will be there to answer any questions.

Ald. Foulkes asked about the locations of possible shared privately-owned parking. Derek Conley said eleven locations were identified, seven on the west side, and four on the east side.

Ald. Pietryla asked if the City has had discussions with the private parking lot owners about leasing the lots. Derek Conley said he has discussed this possibility with some of the owners. Some are open to discussions, but there would be a lot of details to work out.

Ald. Pietryla asked if the parking survey for the public could be on the main page of the City website and social media to increase participation. Derek Conley said he could do that.

Ald. Muenz asked if there would be an intergovernmental agreement to allow public parking in library & school district parking lots.

Derek Conley said there would need to be a formal agreement if utilizing those parking lots who are not patrons of those establishments.

Ald. Lencioni asked what the outcome of the recommendations of the draft study would be.

Derek Conley explained the study is in an engagement phase and still gathering information from the community. The public survey is not attended to make dramatic changes to the Downtown Parking Study. The information will be given to Council so they will know what the community thinks would be the most impactful. The recommendations would be a phase plan that could potentially start this year, but others would be a few years down the road. The future development will require the City to implement some of the recommendations immediately.

Ald. Wirball asked how to encourage residents and businesses to utilize public parking lots that are on the outskirts of downtown.

Derek Coley said one of the recommendations is to improve alternative transportation options, which is part of the City's Pedestrian Bike Plan.

Ald. Wirball stated on street parking needs to remain the same until solid alternatives are in place.

Ald. Bessner asked what would be involved in enforcing stricter monitoring of parking lots that have time limits.

Derek Conley explained the City wants to be welcoming to downtown visitors and does not want to issue parking tickets. He said an effective enforcement option would be an automatic license plate recognition technology that could be attached to police vehicles.

Ald. Bongard asked how many people took the survey and what percentage of those lived in St. Charles.

Derek Conley said 390 participated and did not know the percentage off hand but would share that information.

Ald. Bongard stated he appreciated the study but would like to see a parking projection and more concrete information.

Ald. Muenz briefly mentioned the option of businesses providing shuttle services to parking.

Ald. Wirball stated you cannot force people to take shuttles and would like to obtain as much on and off-street parking in the core of downtown. He doesn't feel anyone would want to take a shuttle from the downtown area to any of the outlying parking lots.

Ald. Foulkes asked about the possibility of a phone app that would display the number of parking spaces available in the downtown parking garages.

Derek Conley said the app could be an option for the 5-level parking deck to start and could expand to other parking areas if found effective.

Ald. Lencioni stated that traffic and behavior patterns need to be changed in order for more people to feel comfortable utilizing the fifth floor of the parking garage because there are many under-utilized available spots there.

Ald. Pietryla asked if meter parking was successful in other municipalities that are similar in size.

Derek Conley said meter parking is successful for parking turnover but would result in a lot of complaints.

Chair Weber and Ald. Bongard stated they would like to have more discussions about the data received from the Parking Study Open House and community survey.

Derek Conley explained the information from the open house and public survey could be discussed as early as the February Planning and Development Meeting.

6. Information Systems

a. Review draft design of new City website (information only).

Penny Nicor presented information on the draft design of the new City website via PowerPoint presentation. The presentation described Phase 1, which involves the consolidation and replacement of the websites, initiating online forms, and improving communication capabilities.

Chair Weber asked where the location of new business information would be on the new website.

Penny Nicor explained the new business information would be located under the Economic Development tab. She noted this could be changed based on feedback from staff and Council.

Ald. Pietryla suggested the ability to be able to download events to a personal calendar would be a nice feature. He also would like to see the use of more photos rather than a lot of text.

Ald. Wirball asked where the public meetings information is located.

Penny Nicor explained the public meetings are located on the City calendar with agendas, minutes and Zoom links. It is similar to what is on the current website. She noted that Phase 2 will include more public meeting features.

City Administrator Heather McGuire briefly explained the City of Naperville uses the same platform. The website has the ability to direct you to a specific portion of a City Council video recording by simply selecting an item on the agenda. She suggested visiting their website to see this function.

Ald. Bessner asked how often would the new website be updated.

Penny Nicor stated that one of the top tasks is transparency. The website will have an open data portal. The information will be in real time or updated nightly.

Ald. Lencioni expressed the importance of having public meetings, events and notices easily accessible. He also noted the use of artificial intelligence would be beneficial.

Penny Nicor explained the communications platform would include the ability to subscribe to different topics, such as meetings and events.

Ald. Silkaitis asked if there would be the option to submit a building permit online.

Penny Nicor explained this would be a separate but related project. Submitting permits and paying the fees associated with them online are in the foreseeable future.

Ald. Muenz asked if the website will rely on staff to appropriately tag items for accurate search criteria and if there will be ongoing training for this.

Penny Nicor explained she receives lists of on-going training on a monthly basis from Granicus that is included in the City's subscription that can be utilized by staff.

a. **Recommendation to approve a Resolution Authorizing the Purchase of Panasonic Toughbook laptops from CDS Office Technologies for \$87,250.**

Larry Gunderson presented information to purchase 25 Toughbook laptops to replace the 6-year old laptops that are in the police squad cars. He explained the Toughbooks are made to be more resilient than a regular laptop. They are the standard for many police and law enforcement agencies around the county.

Chair Weber asked what the time frame would be for the next replacement. Larry Gunderson explained the life expectancy of these laptops are around 5 years.

Ald. Lencioni asked the reason for being slightly over the \$80,000 budget. Larry Gunderson explained the budgeted amount was more of an estimate. He will be using the reserve from the existing equipment replacement fund that was already budgeted.

Ald. Silkaitis asked what would be done with the old equipment and memory. Larry Gunderson explained there is an ordinance for the equipment to be recycled. There is a process that makes them unreadable and unusable by using specifications from the Department of Defense.

Motion by Ald. Bongard, second by Ald. Pietryla to approve a Resolution Authorizing the Purchase of Panasonic Toughbook laptops from CDS Office Technologies for \$87,250.

Roll Call Vote: Ayes: Ald. Silkaitis, Ald. Foulkes, Ald. Bongard, Ald. Muenz, Ald. Gehm, Ald. Pietryla, Ald. Wirball, Ald. Bessner. Nays: None. Ald. Weber did not vote as Chair. **Motion Carried**

7. Police Department

a. Recommendation to Approve a Resolution for a Lease License Agreement with the Kane County State's Attorney's Office for Digital Forensic Services and Use of the St. Charles Police Department's Digital Laboratory and Associated Office Space.

This item was removed from the agenda at the request of Chief Jim Keegan.

b. Recommendation to approve a Resolution Requesting a Closure of Routes 64 and 31 for the St. Patrick's Day Parade.

Chief Keegan explained this is a repeat event with no changes taking place on Saturday, March 9, 2024.

Motion by Ald. Lencioni, second by Pietryla to approve a Resolution Requesting a Closure of Routes 64 and 31 for the St. Patrick's Day Parade.

Voice Vote Unanimous

Motion Carried

5. No Public Comment

6. Additional Items from Mayor, Council or Staff

Ald. Foulkes commented on the wonderful job Public Works Director Peter Suhr and his staff had done with keeping the streets clear after the recent snow fall, bitter cold, and windy weather conditions.

7. Executive Session

- Personnel – 5 ILCS 120/2(c)(1)
- Pending, Probable or Imminent Litigation – 5 ILCS 120/2(c)(11)
- Property Acquisition – 5 ILCS 120/2(c)(5)
- Collective Bargaining – 5 ILCS 120/2(c)(2)
- Review of Executive Session Minutes – 5 ILCS 120/2(c)(21)

8. Adjournment

Motion by Ald. Wirball, second by Ald. Gehm to adjourn the meeting at 8:37 pm.

Voice Vote: Ayes: Ald. Silkaitis, Ald. Foulkes, Ald. Bongard, Ald. Muenz, Ald. Lencioni, Ald. Pietryla, Ald. Wirball, Ald. Bessner. Nays: None. Absent: None. Ald. Weber did not vote as Chair. **Motioned Carried.**

:ts

ADA Compliance

Any individual with a disability requesting a reasonable accommodation in order to participate in a public meeting should contact the ADA Coordinator, Jennifer McMahon, at least 48 hours in advance of the scheduled meeting. The ADA Coordinator can be reached in person at 2 East Main Street, St. Charles, IL, via telephone at (630) 377 4446 or 800 526 0844 (TDD), or via e-mail at jmcmahon@stcharlesil.gov. Every effort will be made to allow for meeting participation. Notices of this meeting were posted consistent with the requirements of 5 ILCS 120/1 et seq. (Open Meetings Act).