

**AGENDA  
CITY OF ST. CHARLES  
GOVERNMENT OPERATIONS COMMITTEE  
ALD. TODD BANCROFT, CHAIR**

**MONDAY, NOVEMBER 6, 2017  
IMMEDIATELY FOLLOWING THE CITY COUNCIL MEETING  
CITY COUNCIL CHAMBERS – 2 EAST MAIN STREET**

- 1. Call to Order**
- 2. Roll Call**
- 3. Omnibus Vote**
  - a. Video Gaming Statistics
  - b. Budget Revisions – October, 2017
- 4. Finance Department**
  - a. Presentation update regarding City's Preliminary Financial Results for 1st Quarter Ending July 31, 2017 – Information Only
  - b. Recommendation to Authorize the Finance Director to Execute the Risk Insurance Program Renewal for the Year Beginning December 1, 2017.
- 5. Inventory Control Division**
  - a. Recommendation to Approve a Resolution Authorizing the Mayor and the City Clerk of the City of St. Charles to Approve the Award of Four (4) 2018 Ford Utility Police Interceptors to Currie Motors and to Sell the Replaced Vehicles #1774, #1777, #1780 & #1834.
  - b. Recommendation to Approve a Resolution Authorizing the Mayor and the City Clerk of the City of St. Charles to Approve the Award of a 2018 Ford F-150 Truck to Wright Automotive and to Sell the Replaced 2003 Ford F-150, Vehicle #1889.
  - c. Recommendation to approve a resolution authorizing the Mayor and City Clerk of the City of St. Charles to approve the purchase of treated and untreated rock salt from Compass Minerals through the State of Illinois Joint Purchasing Program for Fiscal Year 2017/2018.
  - d. Recommendation to approve a resolution authorizing the disposal of one lot of retired scrap switchgear and transformers owned by the City of St. Charles.
- 6. Executive Session**
  - Personnel –5 ILCS 120/2(c)(1)
  - Pending Litigation – 5 ILCS 120/2(c)(11)
  - Probable or Imminent Litigation – 5 ILCS 120/2(c)(11)
  - Property Acquisition – 5 ILCS 120/2(c)(5)
  - Collective Bargaining – 5 ILCS 120/2(c)(2)
  - Review of Executive Session Minutes – 5 ILCS 120/2(c)(21)
- 7. Additional Items from Mayor, Council, Staff, or Citizens.**
- 8. Adjournment**

***ADA Compliance***

Any individual with a disability requesting a reasonable accommodation in order to participate in a public meeting should contact the ADA Coordinator, Jennifer McMahon, at least 48 hours in advance of the scheduled meeting. The ADA Coordinator can be reached in person at 2 East Main Street, St. Charles, IL, via telephone at (630) 377 4446 or 800 526 0844 (TDD), or via e-mail at [jmcmahon@stcharlesil.gov](mailto:jmcmahon@stcharlesil.gov). Every effort will be made to allow for meeting participation. Notices of this meeting were posted consistent with the requirements of 5 ILCS 120/1 et seq. (Open Meetings Act).

**AGENDA ITEM EXECUTIVE SUMMARY**

Agenda Item number: 3a

Title:	Video Gaming Statistics – Information Only
Presenter:	Chief Keegan

Meeting: Government Operations Committee

Date: November 6, 2017

Proposed Cost: \$

Budgeted Amount: \$

Not Budgeted: ☐**Executive Summary** *(if not budgeted please explain):*

Latest statistics on video gaming of what businesses have been approved by the state and city staff of the St. Charles Police Department, pending applications into the state for approval, and September 2016 – September 2017 report for St. Charles Video Gaming Revenue as of October 17, 2017

**Attachments** *(please list):*

Table – Video Gaming Establishments/Pending Applicants

Illinois Gaming Board Video Gaming Report – September 2017

Illinois Gaming Board Video Gaming Report – September 2016 – September 2017

**Recommendation/Suggested Action** *(briefly explain):*

None – For Information Only

## Video Gaming Statistics as of September, 2017

### Approved Establishments

	Name	Machines	Address	
1.	A'Salute Lounge & Grill	5	2400 E Main Street, St. Charles	
2.	Alexanders Cafe		1650 W Main Street, St. Charles	
3.	Alibi Bar & Grill Ltd.	5	12 N 3 <sup>rd</sup> Street, St. Charles	Machines Removed
4.	Alley 64	5	212 W Main Street, St. Charles	
5.	Brown's Chicken	4	1910 Lincoln Highway, St. Charles	
6.	Corfu Restaurant (Golren Ent., Inc.)	5	2520 E Main Street, St. Charles	
7.	Charleston on the Fox (Bolingbrook Sports)	5	1 Illinois Street, St. Charles	
8.	Dawn's Beach Hut	2	8 N 3 <sup>rd</sup> Street, St. Charles	
9.	Dawn's Voodoo Room	3	214 W Main Street, St. Charles	
10.	Kane County Rookies (BK & MM Ventures)	5	1545 W Main Street, St. Charles	
11.	Riverside Pizza & Pub	4	102 E Main Street, St. Charles	
12.	Spotted Fox Alehouse	5	3615 E Main Street, St. Charles	
13.	St. Charles Bowl (LA Manson Corp.)	5	2520 W Main Street, St. Charles	
14.	St. Charles Moose	5	2250 W Rt. 38, St. Charles	
15.	The Evergreen Pub & Grill (Northwoods)	5	1400 W Main Street, St. Charles	

### Pending Establishments

	Name	Machines	Address	
1.	Crazy Fox		104 E Main Street, St Charles	
2.	Second Street Tavern		221 S 2 <sup>nd</sup> Street, St. Charles	
3.	Arcada Theatre		105 E Main Street, St. Charles	
4.	Trattoria Za Za		5 S First Street, St. Charles	
5.	Tap House Grill		3341 W Main Street, St. Charles	
	Name	# Machines	Address	
	Beehive Tavern & Grill	5	204 W Main Street, St. Charles	CLOSED
	Gino's East	5	1590 E Main Street, St. Charles	CLOSED



**ILLINOIS GAMING BOARD  
VIDEO GAMING REPORT**

*St. Charles*

**September 2017**

10/17/2017

9:16 pm

				VGT Wagering Activity			VGT Income			VGT Tax Distribution		
Municipality	Establishment	License Number	VGT Count	Amount Played	Amount Won	Net Wagering Activity	Funds In	Funds Out	NTI	NTI Tax Rate (30%)	State Share	Municipality Share
St. Charles	A'Salute' Inc.	160702452	5	\$219,660.95	\$200,541.61	\$19,119.34	\$70,570.00	\$51,450.66	\$19,119.34	\$5,735.85	\$4,779.87	\$955.98
St. Charles	Alley 64, INC.	160702383	5	\$595,780.74	\$551,796.98	\$43,983.76	\$197,770.00	\$153,786.23	\$43,983.77	\$13,195.15	\$10,995.96	\$2,199.19
St. Charles	BK & MM VENTURES LLC	160702415	5	\$346,093.77	\$311,795.51	\$34,298.26	\$110,398.00	\$76,099.74	\$34,298.26	\$10,289.58	\$8,574.65	\$1,714.93
St. Charles	DAWN'S CAFE, LTD.	160702454	2	\$32,070.57	\$29,317.36	\$2,753.21	\$8,861.00	\$6,107.79	\$2,753.21	\$825.95	\$688.29	\$137.66
St. Charles	GOLREN ENTERPRISES, INC.	160703386	5	\$109,355.82	\$97,574.50	\$11,781.32	\$42,327.00	\$30,545.68	\$11,781.32	\$3,534.44	\$2,945.37	\$589.07
St. Charles	L. A. MANSON CORPORATION	160703156	5	\$98,574.92	\$87,609.88	\$10,965.04	\$34,220.00	\$23,254.96	\$10,965.04	\$3,289.52	\$2,741.26	\$548.26
St. Charles	NLHM Inc.	160702847	4	\$6,438.30	\$5,924.45	\$513.85	\$2,711.00	\$2,197.15	\$513.85	\$154.21	\$128.50	\$25.71
St. Charles	Northwoods Pub & Grill Inc.	160702493	5	\$327,537.45	\$298,876.19	\$28,661.26	\$105,399.00	\$76,737.71	\$28,661.29	\$8,598.45	\$7,165.38	\$1,433.07
St. Charles	Riverside Pizza, Inc.	160702553	4	\$121,556.26	\$113,878.36	\$7,677.90	\$39,328.00	\$31,650.10	\$7,677.90	\$2,303.39	\$1,919.49	\$383.90
St. Charles	SAINT CHARLES SPORTS, LLC	160702605	5	\$146,987.31	\$132,237.56	\$14,749.75	\$48,438.00	\$33,688.60	\$14,749.40	\$4,424.83	\$3,687.36	\$737.47
St. Charles	St. Charles Lodge No. 1368, Loyal Order of Moose	160802392	5	\$143,336.50	\$132,483.44	\$10,853.06	\$53,360.00	\$42,506.94	\$10,853.06	\$3,255.90	\$2,713.25	\$542.65
REPORT TOTAL:		11 Establishments	50	\$2,147,392.59	\$1,962,035.84	\$185,356.75	\$713,382.00	\$528,025.56	\$185,356.44	\$55,607.27	\$46,339.38	\$9,267.89

**ILLINOIS GAMING BOARD  
VIDEO GAMING REPORT**

*St. Charles*

**September 2016 - September 2017**

10/17/2017

9:15 pm

Municipality	Establishment	License Number	VGT Count	VGT Wagering Activity			VGT Income			VGT Tax Distribution		
				Amount Played	Amount Won	Net Wagering Activity	Funds In	Funds Out	NTI	NTI Tax Rate (30%)	State Share	Municipality Share
St. Charles	A'Salute' Inc.	160702452	5	\$1,639,351.61	\$1,503,850.88	\$135,500.73	\$473,034.00	\$337,533.27	\$135,500.73	\$40,650.84	\$33,875.72	\$6,775.12
St. Charles	ALIBI BAR & GRILL LTD.	150704430	5	\$106,741.01	\$99,928.29	\$6,812.72	\$41,254.00	\$34,441.28	\$6,812.72	\$2,043.81	\$1,703.17	\$340.64
St. Charles	Alley 64, INC.	160702383	5	\$5,133,080.62	\$4,758,595.27	\$374,485.35	\$1,812,527.00	\$1,437,967.39	\$374,559.61	\$112,368.46	\$93,640.40	\$18,728.06
St. Charles	BK & MM VENTURES LLC	160702415	5	\$4,060,706.51	\$3,750,578.59	\$310,127.92	\$1,268,536.00	\$958,326.88	\$310,209.12	\$93,063.16	\$77,552.66	\$15,510.50
St. Charles	DAWN'S CAFE, LTD.	160702454	2	\$289,648.61	\$258,397.97	\$31,250.64	\$86,241.00	\$54,990.36	\$31,250.64	\$9,375.39	\$7,812.83	\$1,562.56
St. Charles	GOLREN ENTERPRISES, INC.	160703386	5	\$830,105.17	\$760,524.74	\$69,580.43	\$306,642.00	\$237,061.57	\$69,580.43	\$20,874.36	\$17,395.32	\$3,479.04
St. Charles	KILLOUGH LLC	160702650	4	\$323,128.13	\$297,527.05	\$25,601.08	\$127,669.00	\$102,067.92	\$25,601.08	\$7,680.48	\$6,400.40	\$1,280.08
St. Charles	L. A. MANSON CORPORATION	160703156	5	\$612,586.55	\$556,455.53	\$56,131.02	\$197,980.00	\$141,848.98	\$56,131.02	\$16,839.66	\$14,033.06	\$2,806.60
St. Charles	NLHM Inc.	160702847	4	\$6,438.30	\$5,924.45	\$513.85	\$2,711.00	\$2,197.15	\$513.85	\$154.21	\$128.50	\$25.71
St. Charles	Northwoods Pub & Grill Inc.	160702493	5	\$3,159,614.40	\$2,886,890.44	\$272,723.96	\$1,002,610.00	\$729,886.01	\$272,723.99	\$81,817.66	\$68,181.43	\$13,636.23
St. Charles	Panman, LLC	160703257	5	\$20,167.79	\$17,246.68	\$2,921.11	\$8,129.00	\$5,207.89	\$2,921.11	\$876.43	\$730.36	\$146.07
St. Charles	Riverside Pizza, Inc.	160702553	4	\$1,278,521.70	\$1,175,684.90	\$102,836.80	\$436,241.00	\$333,404.20	\$102,836.80	\$30,851.33	\$25,709.45	\$5,141.88
St. Charles	SAINT CHARLES SPORTS, LLC	160702605	5	\$967,282.78	\$888,773.09	\$78,509.69	\$315,154.00	\$236,644.31	\$78,509.69	\$23,553.07	\$19,627.55	\$3,925.52
St. Charles	St. Charles Lodge No. 1368, Loyal Order of Moose	160802392	5	\$1,692,767.61	\$1,538,796.75	\$153,970.86	\$570,461.00	\$416,490.14	\$153,970.86	\$46,191.60	\$38,493.02	\$7,698.58
REPORT TOTAL:		14 Establishments	64	\$20,120,140.79	\$18,499,174.63	\$1,620,966.16	\$6,649,189.00	\$5,028,067.35	\$1,621,121.65	\$486,340.46	\$405,283.87	\$81,056.59

**CITY OF ST. CHARLES**  
**Budget Revision Listing**

Oct 17

JE TYPE	JE #	BUDGET #	COMPANY	FISCAL YEAR	PERIOD	DATE	ACCT-UNIT	ACCOUNT	AMOUNT	DESCRIPTION
Roll Forward of Budget for Enc	69	100	1000	2018	6	10/02/2017	513300	56101	34,950.00	R/F PO 91317 for PD Range Reme
Roll Forward of Budget for Enc	69	100	1000	2018	6	10/02/2017	513900	31198	(34,950.00)	R/F PO 91317 for PD Range Reme
<b>69 Total</b>									-	
Budget Addition	70	100	1000	2018	6	10/02/2017	501500	54399	93,098.00	Final payment-ComEd-RGB
Budget Addition	70	100	1000	2018	6	10/02/2017	501900	31199	(93,098.00)	Final payment-ComEd-RGB
<b>70 Total</b>									-	
Budget Transfer	71	100	1000	2018	6	10/03/2017	100604	50200	2,328.00	Dev Eng Inspect-Anthem/Prairie
Budget Transfer	71	100	1000	2018	6	10/03/2017	100999	45103	(2,328.00)	Dev Eng Inspect-Anthem/Prairie
<b>71 Total</b>									-	
Budget Transfer	72	100	1000	2018	6	10/06/2017	100603	54399	3,450.00	Temp Svcs for B&CS-thru Nov 3
Budget Transfer	72	100	1000	2018	6	10/06/2017	100603	50100	(3,450.00)	Temp Svcs for B&CS-thru Nov 3
Budget Transfer	72	100	1000	2018	6	10/06/2017	100300	52300	300.00	For janitorial/kitchen supplie
Budget Transfer	72	100	1000	2018	6	10/06/2017	100300	52310	(300.00)	For janitorial/kitchen supplie
Budget Transfer	72	100	1000	2018	6	10/06/2017	100210	54402	336.00	Final payment on old copier
Budget Transfer	72	100	1000	2018	6	10/06/2017	100210	54142	(336.00)	Final payment on old copier
Budget Transfer	72	100	1000	2018	6	10/06/2017	100402	55400	10.00	Inventory Carrying Charge
Budget Transfer	72	100	1000	2018	6	10/06/2017	100402	55401	(10.00)	Inventory Carrying Charge
Budget Transfer	72	100	1000	2018	6	10/06/2017	100500	54110	900.00	For PW Admin Legal
Budget Transfer	72	100	1000	2018	6	10/06/2017	100500	54010	(900.00)	For PW Admin Legal
Budget Transfer	72	100	1000	2018	6	10/06/2017	100500	54402	15.00	Final payment on old copier
Budget Transfer	72	100	1000	2018	6	10/06/2017	100500	54399	(15.00)	Final payment on old copier
Budget Transfer	72	100	1000	2018	6	10/06/2017	200520	54171	807.00	Insurance Broker Services
Budget Transfer	72	100	1000	2018	6	10/06/2017	200520	54189	(807.00)	Insurance Broker Services
Budget Transfer	72	100	1000	2018	6	10/06/2017	200522	52305	200.00	Safety Supplies
Budget Transfer	72	100	1000	2018	6	10/06/2017	200522	52311	(200.00)	Safety Supplies
Budget Transfer	72	100	1000	2018	6	10/06/2017	210540	54171	314.00	Insurance Broker Services
Budget Transfer	72	100	1000	2018	6	10/06/2017	210540	54189	(314.00)	Insurance Broker Services
Budget Transfer	72	100	1000	2018	6	10/06/2017	220550	54171	643.00	Insurance Broker Services
Budget Transfer	72	100	1000	2018	6	10/06/2017	220550	54189	(643.00)	Insurance Broker Services
Budget Transfer	72	100	1000	2018	6	10/06/2017	800223	52306	100.00	For signage supplies
Budget Transfer	72	100	1000	2018	6	10/06/2017	800223	52314	(100.00)	For signage supplies
<b>72 Total</b>									-	
Roll Forward of Budget for Enc	73	100	1000	2018	6	10/09/2017	220552	56150	833.00	R/F Reminder PO 89031 CMOM
Roll Forward of Budget for Enc	73	100	1000	2018	6	10/09/2017	220900	31198	(833.00)	R/F Reminder PO 89031 CMOM
<b>73 Total</b>									-	
Roll Forward Budget for Non PO	74	100	1000	2018	6	10/09/2017	220552	56150	14,481.00	R/F Remaining CMOM Budget
Roll Forward Budget for Non PO	74	100	1000	2018	6	10/09/2017	220552	59999	(14,481.00)	R/F Remaining CMOM Budget
<b>74 Total</b>									-	
Budget Transfer	75	100	1000	2018	6	10/10/2017	220552	56150	20,000.00	Project Incl w/CMOM Project
Budget Transfer	75	100	1000	2018	6	10/10/2017	220552	56170	(20,000.00)	Project Incl w/CMOM Project
Budget Transfer	75	100	1000	2018	6	10/10/2017	100210	54110	3,187.00	For HR Legal
Budget Transfer	75	100	1000	2018	6	10/10/2017	100210	51307	(3,187.00)	For HR Legal

**CITY OF ST. CHARLES**  
**Budget Revision Listing**

Oct 17

JE TYPE	JE #	BUDGET #	COMPANY	FISCAL YEAR	PERIOD	DATE	ACCT-UNIT	ACCOUNT	AMOUNT	DESCRIPTION
<b>75 Total</b>									-	
Budget Transfer	76	100	1000	2018	6	10/10/2017	513300	56101	5,000.00	PD Range Paving-Need Add'l \$
Budget Transfer	76	100	1000	2018	6	10/10/2017	513300	56002	(5,000.00)	PD Range Paving-Need Add'l \$
<b>76 Total</b>									-	
Budget Addition	77	100	1000	2018	6	10/10/2017	100800	57307	34,905.00	Trsf to Fund 513-Range \$
Budget Addition	77	100	1000	2018	6	10/10/2017	513800	49100	(34,905.00)	Trsf to Fund 513-Range \$
Budget Addition	77	100	1000	2018	6	10/10/2017	100800	57307	19,134.00	Trsf to Fund 513-Range \$
Budget Addition	77	100	1000	2018	6	10/10/2017	513800	49100	(19,134.00)	Trsf to Fund 513-Range \$
<b>77 Total</b>									-	
Budget Addition	79	100	1000	2018	6	10/11/2017	100603	56003	509.00	Ergotron Workstation Req'd MD
Budget Addition	79	100	1000	2018	6	10/11/2017	100900	31199	(509.00)	Ergotron Workstation Req'd MD
<b>79 Total</b>									-	
Budget Transfer	78	100	1000	2018	6	10/11/2017	100130	51302	1,000.00	For Bd member training
Budget Transfer	78	100	1000	2018	6	10/11/2017	100130	54110	(1,000.00)	For Bd member training
Budget Transfer	78	100	1000	2018	6	10/11/2017	100123	50200	300.00	Trsf from Mayor's Office OT
Budget Transfer	78	100	1000	2018	6	10/11/2017	100120	50200	(300.00)	To City Clerk OT
Budget Transfer	78	100	1000	2018	6	10/11/2017	100221	50200	24.00	For Purchasing OT
Budget Transfer	78	100	1000	2018	6	10/11/2017	100221	50100	(24.00)	For Purchasing OT
Budget Transfer	78	100	1000	2018	6	10/11/2017	200521	56200	420.00	New cable shed expense
Budget Transfer	78	100	1000	2018	6	10/11/2017	200521	56203	(420.00)	New cable shed expense
Budget Transfer	78	100	1000	2018	6	10/11/2017	210541	54513	500.00	Equipment Rental
Budget Transfer	78	100	1000	2018	6	10/11/2017	210541	54308	(500.00)	Equipment Rental
Budget Transfer	78	100	1000	2018	6	10/11/2017	220551	52701	900.00	For WWTP Lab Supplies
Budget Transfer	78	100	1000	2018	6	10/11/2017	220551	52304	(900.00)	For WWTP Lab Supplies
Budget Transfer	78	100	1000	2018	6	10/11/2017	220552	52305	500.00	For Safety Supplies
Budget Transfer	78	100	1000	2018	6	10/11/2017	220552	52304	(500.00)	For Safety Supplies
Budget Transfer	78	100	1000	2018	6	10/11/2017	220552	52700	900.00	Sewer Line Repair Materials
Budget Transfer	78	100	1000	2018	6	10/11/2017	220552	52314	(900.00)	Sewer Line Repair Materials
<b>78 Total</b>									-	
Budget Addition	80	100	1000	2018	6	10/11/2017	200520	54135	500.00	For NCI collection expenses
Budget Addition	80	100	1000	2018	6	10/11/2017	200900	31199	(500.00)	For NCI collection expenses
Budget Addition	80	100	1000	2018	6	10/11/2017	210540	54135	200.00	For NCI Collection Expenses
Budget Addition	80	100	1000	2018	6	10/11/2017	210900	31199	(200.00)	For NCI Collection Expenses
Budget Addition	80	100	1000	2018	6	10/11/2017	220550	54135	500.00	For NCI collection expenses
Budget Addition	80	100	1000	2018	6	10/11/2017	220900	31199	(500.00)	For NCI collection expenses
Budget Addition	80	100	1000	2018	6	10/11/2017	230560	54135	50.00	For NCI collection expenses
Budget Addition	80	100	1000	2018	6	10/11/2017	230900	31199	(50.00)	For NCI collection expenses
<b>80 Total</b>									-	
Roll Forward Budget for Non PO	81	100	1000	2018	6	10/11/2017	100210	54250	12,000.00	Applicant Tracking System
Roll Forward Budget for Non PO	81	100	1000	2018	6	10/11/2017	100210	59999	(12,000.00)	Applicant Tracking System
<b>81 Total</b>									-	
Budget Transfer	82	100	1000	2018	6	10/17/2017	801512	54500	100.00	For freight for Fleet parts

## CITY OF ST. CHARLES

### Budget Revision Listing

**Oct 17**

JE TYPE	JE #	BUDGET #	COMPANY	FISCAL YEAR	PERIOD	DATE	ACCT-UNIT	ACCOUNT	AMOUNT	DESCRIPTION
Budget Transfer	82	100	1000	2018	6	10/17/2017	801512	54467	(100.00)	For freight for Fleet parts
Budget Transfer	82	100	1000	2018	6	10/17/2017	100110	52300	20.00	For janitorial supplies
Budget Transfer	82	100	1000	2018	6	10/17/2017	100110	52000	(20.00)	For janitorial supplies
Budget Transfer	82	100	1000	2018	6	10/17/2017	100110	56004	300.00	For computer equipment
Budget Transfer	82	100	1000	2018	6	10/17/2017	100110	56003	(300.00)	For computer equipment
Budget Transfer	82	100	1000	2018	6	10/17/2017	100500	54402	100.00	For copier maintenance
Budget Transfer	82	100	1000	2018	6	10/17/2017	100500	54001	(100.00)	For copier maintenance
Budget Transfer	82	100	1000	2018	6	10/17/2017	200520	51500	300.00	New hire testing svcs
Budget Transfer	82	100	1000	2018	6	10/17/2017	200520	51400	(300.00)	New hire testing svcs
Budget Transfer	82	100	1000	2018	6	10/17/2017	220551	52701	900.00	For WWTP lab supplies
Budget Transfer	82	100	1000	2018	6	10/17/2017	220551	52304	(900.00)	For WWTP lab supplies
Budget Transfer	82	100	1000	2018	6	10/17/2017	800223	52314	100.00	For parts for equipment
Budget Transfer	82	100	1000	2018	6	10/17/2017	800223	52300	(100.00)	For parts for equipment
Budget Transfer	82	100	1000	2018	6	10/17/2017	804530	56301	200.00	For comm software
Budget Transfer	82	100	1000	2018	6	10/17/2017	804530	56002	(200.00)	For comm software
82 Total									-	
Roll Forward Budget for Non PO	83	100	1000	2018	6	10/19/2017	513501	56100	590,000.00	For 7th Ave Creek Im-Land Purc
Roll Forward Budget for Non PO	83	100	1000	2018	6	10/19/2017	513501	59999	(590,000.00)	For 7th Ave Creek Im-Land Purc
Roll Forward Budget for Non PO	83	100	1000	2018	6	10/19/2017	513900	31197	1,513.00	Correct R/F for 7th Ave Imp
Roll Forward Budget for Non PO	83	100	1000	2018	6	10/19/2017	513501	59999	(1,513.00)	Correct R/F for 7th Ave Imp
83 Total									-	
Budget Transfer	84	100	1000	2018	6	10/19/2017	100210	51501	5,000.00	For medical testing
Budget Transfer	84	100	1000	2018	6	10/19/2017	100210	51301	(5,000.00)	For medical testing
84 Total									-	
Budget Transfer	85	100	1000	2018	6	10/20/2017	800223	54513	900.00	For crane rental-new concrete
Budget Transfer	85	100	1000	2018	6	10/20/2017	800223	54450	(900.00)	For crane rental-new concrete
85 Total									-	
Budget Transfer	86	100	1000	2018	6	10/28/2017	100110	52001	30.00	Computer related supplies
Budget Transfer	86	100	1000	2018	6	10/28/2017	100110	52000	(30.00)	Computer related supplies
86 Total									-	
Budget Transfer	87	100	1000	2018	6	10/28/2017	100401	52904	1,500.00	For CPR Manuals
Budget Transfer	87	100	1000	2018	6	10/28/2017	100401	52400	(1,500.00)	For CPR Manuals
Budget Transfer	87	100	1000	2018	6	10/28/2017	100500	54110	2,000.00	For PW Admin Legal
Budget Transfer	87	100	1000	2018	6	10/28/2017	100500	54458	(2,000.00)	For PW Admin Legal
87 Total									-	
Budget Transfer	86	100	1000	2018	6	10/28/2017	100510	52307	300.00	Plumbing Supplies
Budget Transfer	86	100	1000	2018	6	10/28/2017	100510	52304	(300.00)	Plumbing Supplies
Budget Transfer	86	100	1000	2018	6	10/28/2017	100510	54459	900.00	R&M Storm Sewer
Budget Transfer	86	100	1000	2018	6	10/28/2017	100510	54456	(900.00)	R&M Storm Sewer
Budget Transfer	86	100	1000	2018	6	10/28/2017	200520	54142	120.00	Background Checks
Budget Transfer	86	100	1000	2018	6	10/28/2017	200520	54001	(120.00)	Background Checks
86 Total									-	

**CITY OF ST. CHARLES**  
**Budget Revision Listing**

Oct 17

JE TYPE	JE #	BUDGET #	COMPANY	FISCAL YEAR	PERIOD	DATE	ACCT-UNIT	ACCOUNT	AMOUNT	DESCRIPTION
Budget Transfer	87	100	1000	2018	6	10/28/2017	210541	54189	3,000.00	Cell Tower Lease Eng Review
Budget Transfer	87	100	1000	2018	6	10/28/2017	210541	54456	(3,000.00)	Cell Tower Lease Eng Review
<b>87 Total</b>									-	
Budget Transfer	86	100	1000	2018	6	10/28/2017	220551	52300	500.00	Janitorial Supplies
Budget Transfer	86	100	1000	2018	6	10/28/2017	220551	52304	(500.00)	Janitorial Supplies
Budget Transfer	86	100	1000	2018	6	10/28/2017	220552	52307	300.00	Plumbing Supplies
Budget Transfer	86	100	1000	2018	6	10/28/2017	220552	52304	(300.00)	Plumbing Supplies
Budget Transfer	86	100	1000	2018	6	10/28/2017	220552	52500	200.00	Electrical Supplies
Budget Transfer	86	100	1000	2018	6	10/28/2017	220552	52314	(200.00)	Electrical Supplies
Budget Transfer	86	100	1000	2018	6	10/28/2017	715700	54139	133.00	For Sales Tax Rev Bonds
Budget Transfer	86	100	1000	2018	6	10/28/2017	715700	54133	(133.00)	For Sales Tax Rev Bonds
<b>86 Total</b>									-	
Budget Transfer	87	100	1000	2018	6	10/28/2017	801512	52401	2,000.00	Recls Vehicle Fluids Frm Parts
Budget Transfer	87	100	1000	2018	6	10/28/2017	801512	52402	(2,000.00)	Recls Vehicle Fluids Frm Parts
Budget Transfer	87	100	1000	2018	6	10/28/2017	100222	56004	1,500.00	Video Camera/Paymentus
Budget Transfer	87	100	1000	2018	6	10/28/2017	100222	54500	(1,500.00)	Video Camera/Paymentus
<b>87 Total</b>									-	
Budget Addition	88	100	1000	2018	6	10/31/2017	100500	54110	5,000.00	For legal for PW projects
Budget Addition	88	100	1000	2018	6	10/31/2017	100900	31199	(5,000.00)	For legal for PW projects
<b>88 Total</b>									-	
<b>Grand Total</b>									-	

The revisions shown herewith have been approved by the City Council, except as noted below.

\_\_\_\_\_  
Chairman, Government Operations Committee

\_\_\_\_\_  
Date

\_\_\_\_\_  
Vice Chairman, Government Operations Committee

\_\_\_\_\_  
Date

\_\_\_\_\_  
Finance Director

\_\_\_\_\_  
Date

Exceptions:

\_\_\_\_\_

\_\_\_\_\_

\_\_\_\_\_

\_\_\_\_\_

**AGENDA ITEM EXECUTIVE SUMMARY**

Agenda Item number: 4b

Title:

Recommendation to authorize the Finance Director to Execute the Risk Insurance Program Renewal for the Year Beginning December 1, 2017.

Presenter:

Chris Minick, Finance Director

Meeting: Government Operations Committee

Date: November 6, 2017

Proposed Cost: \$612,181

Budgeted Amount: \$ 638,500

Not Budgeted: ☐**Executive Summary** *(if not budgeted please explain):*

The City has retained Assurance Agency as its consultant for the risk insurance program. Assurance took the liability package insurance program to the market soliciting proposals for the renewal year beginning December 1, 2015. The 2015 package featured various minor coverage enhancements at a significant cost savings as compared with the City's prior risk insurance package. Typically, insurance programs are taken to market on a comprehensive basis every 3-4 years. At the City's request, Assurance again marketed and quoted the risk insurance program for the renewal year beginning December 1, 2017.

Several carriers were contacted for price quotes for various pieces of the City's risk insurance program. Assurance did receive several quotes for the program, but there were several carriers who declined to provide quotes because they could not price the City's package competitively.

The total cost quoted for the renewal for the year beginning December 1, 2017 is \$612,181. This compares to a cost of \$587,519 for the 2016 renewal or an overall increase of approximately 4.2%. The primary reasons for the increase are related to the Workers Compensation policy of the City as well as property valuation increases. The premiums for Workers Compensation (WC) are related to total payroll amounts expended and the premium increase for WC corresponds directly to the increase in payrolls between the two insurance years, which translates to a higher exposure for our WC carrier. If the WC increase is factored out, the increase in the cost increase is approximately 2.3%. In addition, the City's property values increased by approximately 2% over the 2016 renewal.

For 2017, the renewal policy coverage limits remain essentially in line with the 2016 package. As with prior years there have been some changes to the flood coverage, primarily in the downtown area proximate to the river. Staff is working with Assurance to address the flood coverage reductions and will be bringing forward a proposal for additional flood coverage for approximately 8 properties at a future date. Other than the flood coverages mentioned, there have been no substantive changes to any of the City's coverage limits, deductibles, or self-insured retention (SIR) amounts.

Travelers has the City's liability package, Chubb has the City's property package and Safety National has the Excess Workers Compensation policy coverage on the City's behalf. All of the carriers have extensive experience in public entity insurance coverage and they remain unchanged from the 2015 and 2016 renewals. Staff is pleased with the renewal as indicated and recommends its approval as presented.

**Attachments** *(please list):***Premium Summary****Recommendation/Suggested Action** *(briefly explain):*

Recommendation to authorize the Finance Director to Execute the Risk Insurance Program Renewal for the Year Beginning December 1, 2017.

# City of St. Charles

## Premium *summary*

The following is a summary of the insurance carrier premiums quoted and payment plan options. For comparison purposes, we also included your expiring premiums:

<i>Carrier/AM Best Rating Coverage Payment Plan</i>	<i>Expiring Premium</i>	<i>Renewal Premium</i>
Safety National / A+, XIV <b>Workers' Compensation*</b> Annual Pay Plan / Direct Bill	\$123,235	\$134,412
Chubb / A++, XV <b>Property</b> Annual / Agency Bill	\$175,625	\$184,891
Chubb / A++, XV <b>Inland Marine</b> Annual / Agency Bill	\$7,038	\$7,118
Travelers / A++, XV <b>Crime</b> Annual / Agency Bill	\$1,517	\$1,665
Travelers / A++, XV <b>General Liability*</b> Annual / Agency Bill	\$71,513	\$71,478
Travelers / A++, XV <b>Law Enforcement Liability</b> Annual / Agency Bill	\$28,410	\$29,022
Travelers / A++, XV <b>Public Officials &amp; Employment Practices Liability</b> Annual / Agency Bill	\$44,657	\$48,040
Travelers / A++, XV <b>Automobile</b> Annual / Agency Bill	\$49,551	\$51,913
Travelers / A++, XV <b>Umbrella</b> Annual / Agency Bill	\$65,878	\$62,267
Travelers / A++, XV <b>Cyber</b> Annual / Agency Bill	\$20,095	\$21,375
<b>TOTAL</b>	<b>\$587,519</b>	<b>\$612,181</b>

\* Subject to annual audit

Note: Deposit premiums due upon binding.



**AGENDA ITEM EXECUTIVE SUMMARY**

Agenda Item number: 4a

Title:

Presentation Update Regarding City's Preliminary Financial Results for 1<sup>st</sup> Quarter Ending July 31, 2017 – Information Only

Presenter:

Chris Minick, Finance Director

Meeting: Government Operations Committee

Date: November 6, 2017

Proposed Cost: \$ N/A

Budgeted Amount: \$

Not Budgeted: ☐**Executive Summary** *(if not budgeted please explain):*

A brief summary of the financial results for the 1<sup>st</sup> Quarter ending July 31, 2017 for the City's main operating funds will be presented. A comparison of actual amounts to budget amounts and major financial trends will be discussed.

**Attachments** *(please list):*

Narrative Explanation

Summary Spreadsheets

**Recommendation/Suggested Action** *(briefly explain):*

Presentation Update regarding City's Preliminary Financial Results for 1<sup>st</sup> Quarter ending July 31, 2017.

August 29, 2017

### **July 2017 Monthly Financial Results**

In an effort to improve communications regarding the City's financial results, we have consolidated and simplified the various financial reports provided to City Council as well as City employees. It is our goal to provide meaningful financial data in a format that is easy to read and understand. This report will be prepared monthly and will be presented to City Council as well as made available to all City employees.

It is important to note that the results are presented on the cash basis of accounting (revenues are booked when cash is received and expenditures are booked when cash is disbursed). The City will convert results to a modified accrual basis of accounting (revenues are recognized when available and expenses are recognized as the liability is incurred) as required by generally accepted accounting principles. This conversion takes place during the fiscal year end audit process.

The report consists of 3 sections:

1. A brief narrative that summarizes the financial highlights for the quarter. The narrative follows the overview of the report format.
2. Charts and graphs that give a view of the financial performance of the City's General Fund, Electric Fund, Water Fund and Wastewater Fund.
3. Summary financial statements that document the status of the City's General Fund, Electric Fund, Water Fund, and Wastewater Fund.

Any questions regarding this report may be submitted to your department director, Chris Minick, or Mark Koenen.

### **Overview of the Report**

#### **Charts**

The Charts section consists of information that was previously presented in the quarterly snapshot report. These charts are intended to give a quick, high-level summary of the financial performance of each of the major revenue and expenditure streams and the individual funds.

Chart #1 is a summary of Revenues for each of the 4 major operating funds: General Fund, Electric Fund, Water Fund and Wastewater Fund. Chart #1 compares the current year revised budgeted amount, the current year annual forecast amount, and the previous fiscal year's actual amount of revenue.

Chart #2 is a summary of Expenditures for each of the 4 major operating funds. It also compares the current year annual revised budget, the current year annual forecast amount, and the previous fiscal year's actual expenditures.

Chart #3 highlights the Top 7 Revenue Sources of the General Fund, the City's main operating fund. It includes the current year annual revised budget, the current year forecast amount, and the previous fiscal year's actual.

Charts #4-7 are a comparison of Revenues and Expenditures for each of the 4 major operating funds. It also compares the current year revised budget, the current year forecast, and the previous year's actual.

## **Reports**

The reports reflect the monthly financial results for each of the City's four main operating funds. Each fund is represented on a separate page. These reports present the same information that had been contained in the employee financial report. These reports have been summarized somewhat for ease and convenience of use. Additionally, one-time revenue sources and expenditures are no longer segregated but appear in the proper revenue or expense category for ease of use and to present the information in a more understandable format.

The reports include a revenue section, an expenditure section, and a net surplus or (deficit). The revenue section is made up of the major revenue sources for that fund. Expenditures are broken down by Personal Services, Commodities, Contractual Services, Other Operating Expenses, Departmental Allocations, Capital, Debt Service, and Transfers Out.

The surplus or deficit is the net result of revenues over or under expenditures.

The columns are presented uniformly throughout the reports. Below is a description of each column:

Column 1 (Original Budget) represents the current fiscal year's original budget as passed in April.

Column 2 (Revised Budget) reflects the original budget and the impact of any budgetary transfers, additions, or deletions that have occurred since the beginning of the fiscal year. This is the budget as it stands as of the end of the month.

Column 3 (Year to Date (YTD) Actual) reflects the actual revenues received or expenses incurred for the current fiscal year through the end of the month. This column reflects the actual operating results of the fund for the fiscal year to date.

Column 4 (YTD Actual vs Budget %) calculates what percentage of the revised annual budget has been received or spent for the fiscal year to date. It is a percentage determined by Column 3 divided by Column 2.

Column 5 (Prior YTD Actual) reflects the revenues received or expenses incurred as of the same month from the prior fiscal year.

Column 6 (Inc/Dec from Prior Year %) calculates how our current YTD results compare with prior YTD results for the same period. Percentages greater than 100 indicate that we have received/spent more in the current fiscal year to date than in the prior fiscal year; whereas percentages below 100 indicate that we have received/spent less in the current year than in the previous year. It is a percentage determined by taking the difference between Column 3 and Column 5 and then dividing that amount by Column 5).

Column 7 (Fiscal Year Forecast) represents the forecasted financial results based on the year-to-date actual amounts reflected in Column 3 and the anticipated results of the remainder of the fiscal year. In other words, this column reflects our current projection of the financial results for each line item for the fiscal year. The City will place great importance on the numbers in this column to track and evaluate the anticipated results of operations for the fiscal year. The amounts in this column are tracked and analyzed to try to discern any trends that would require the City to take action during the fiscal year.

Column 8 (Forecast vs Revised Budget) is the difference between the forecasted amount and the revised budget. Positive differences indicate that we are projected to receive/spend more than the revised annual budget. Negative differences indicate that we are projected to receive/spend less than the revised annual budget for the fiscal year.

Column 9 (Forecast vs Budget %) reflects the same information as in Column 8, but in percentage format. Percentages greater than 100 indicate that we are projected to receive/spend more than the revised annual budget whereas percentages less than 100 indicate that we are projected to receive/spend less than the revised annual budget. It is a percentage determined by Column 8 divided by Column 2).

Column 10 (FY 16-17 Actual) represents the total amount of revenue received or expense incurred for the previous fiscal year for the line item indicated. It is possible that this number will change between now and October as the results of the City's annual audit are finalized. The City will utilize audited numbers in this column as soon as they become available.

### **Discussion of July 2017 Results**

#### **General Fund**

The General Fund is where the vast majority of City operations are accounted for. This includes almost all of the services provided by the City, as well as expenses needed to support most departments and employees.

Through July, General Fund revenues are forecasted to be slightly below the revised budget by 0.3%. The City's largest revenue stream, Sales and Use Tax, is above last year's amount by 2.0% but yet is trending slightly below budget by 0.5%. Income tax

disbursements from the State are slightly ahead of prior year's disbursements but are below budgeted amounts by 3.0%. Hotel Tax and Alcohol Tax are both ahead of where they were last year and are also above budgeted amounts at this point in time. Telecommunication tax and Electric Franchise Fees are below last year's amount and are also below budget. Property tax collections are below where they were last year due to the timing of property tax disbursements from both Kane and DuPage counties. These timing differences will work themselves out over the next few months.

It should be noted that the July results have been adjusted to reflect the reductions included in the State's recently approved FY 18 budget. The budget for State Income Tax disbursements was reduced for the 10% reduction in LGDF (Local Government Distributive Fund) and the budget for Home Rule sales tax was reduced to reflect the 2% administrative fee implemented by the State.

Forecast expenditures through July are currently 1.3% below the revised budget. Personal services and contractual services are all currently projected to be below the revised budget. Commodities and Other operating expenses are slightly ahead of budget at this point in time.

As of July 31, the General Fund is projected to end the year with a deficit of \$774,557. This compares to a projected deficit of \$650,000 when the budget was approved in April. It is important to keep in mind that the projected deficit will be offset by the use of General Fund reserves that have been earmarked for specific General Fund expenditures.

It is also important to note that July results only reflect a portion of the "roll forward" of budgets for projects that were not completed during FY 16-17. These "roll forwards" will have a direct impact on the General Fund's projected surplus/deficit. In continuation of a new process implemented last fiscal year, roll forwards are being tracked and will be posted as necessary rather than automatically being rolled forward in May. The purpose of this process is to provide a more accurate level of anticipated expenditures and fiscal results during the entire year.

It is extremely important to bear in mind that continued vigilance in monitoring revenues and expenditures will be crucial to maintain the City's fiscal health.

### **Electric Fund**

Through July, electric sales are slightly behind FY 16-17 year-to-date sales by approximately 1.3% and are slightly below budget for the fiscal year. These decreases can be mostly attributed to milder summer temperatures. As of July 31, total Expenses are projected to be below budgeted amounts by 1.3% for the year. The Contractual Services expense category is projected to be below budget by \$617,151. This is due to Wholesale Power costs coming in below budgeted amounts through July. Personal Services, Commodities, and Other Operating Expenses are also projected to be under budget at this point in time.

These preliminary results indicate a projected surplus of \$167,172 for the fiscal year. There are two key points to keep in mind when looking at the projected surplus. The first key point is that there are capital expenses included in the forecast that are to be funded by prior year capital financing proceeds or by motor vehicle reserves. After taking into account these funding sources, the adjusted surplus is estimated to be \$840,654. This compares to a projected surplus of \$1,305,504 at the time the budget was approved. The second key point is that July results do not reflect all of the budget “roll forwards” for uncompleted projects from FY 16-17. These “roll forwards” will have a direct impact on the Electric Fund’s operating results as these projects are completed. Some of these project roll forwards will be funded with prior bond proceeds as well as an internal borrowing that took place in a prior year.

Over the last decade, the City’s electric consumption patterns have changed while costs for wholesale power have increased. The rate structure had not kept pace with both the rates that the City is charged for wholesale power as well as the cost increases that have occurred because of the manner in which customer consumption trends have changed. The City Council has directed staff to take a long term approach to rectify that situation and assure that the City’s rate structure is adequate to provide for operating and capital needs of the utility system. To that end, the rate structure for all City utilities was analyzed as part of the budget process for fiscal year 2011-2012. Staff recommended changes to the rate structure for that fiscal year which were essentially consistent with the rate study that was completed in April of 2011. These changes included increasing fixed monthly service charges for all classes of customer as well as changes to the non-summer rates.

These concepts have been incorporated into the City’s rates every year since 2011, including the rate adjustments for fiscal year 2017-18 that were approved in April of 2017 and were effective beginning with June 2017 billings. These rate increases will allow us to keep pace with anticipated increases in the costs of wholesale power.

### **Water Fund**

Water user charge revenue through the end of July is 4.5% higher than the same time frame last year, due to rate increases that were implemented with the June 2017 billings. However, the effect of these rate increases is partially offset by a decrease in consumption, due to the rainier summer we have experienced so far. Operating expenses are currently projected to be under budgeted amounts by 1.4%. It is currently projected that the Water Fund will end the year with a deficit of \$1,168,735, as compared to the original budgeted deficit of \$698,884. It should be noted that July results do not reflect all of the budget “roll forwards” for uncompleted projects from FY 16-17. These “roll forwards” will have a direct impact on the Water Fund’s operating results. Some of these project roll forwards will be funded with prior bond proceeds as well as an internal borrowing that took place in a prior year.

The water rate structure has also been adjusted as part of the rate study process that was completed during FY 11-12. The City wants to assure a rate structure adequate to allow

for operating and capital cost recapture. Based on current costs, the unadjusted rate structure was not adequate to provide for operations and capital projects, including the construction of a third water tower as well as replacement of the North 5<sup>th</sup> Ave waterline. The rate adjustments approved in May of 2017 (effective with June billings) are continuing the multi-year process of rate structure adjustments to bring the revenues in line with the costs of operating the system.

### **Wastewater Fund**

User charge revenue in the Wastewater Fund is higher than prior year to date by 5.7%, due to the rate increase that went into effect with the June 2017 billings. However, similar to the situation with the Water Fund, since Wastewater is billed on water consumption, the impact of these rate increases have been lessened due to the rainier summer we have experienced to date. Total Wastewater expenses are projected to be in line with budget. Currently, the Wastewater Fund is projected to end the year with a surplus of \$724,285. Similar to the Electric Fund, there are other financing sources that are intended to fund current year capital expenses. These include prior year bond proceeds and motor vehicle reserves. After taking into account these funding sources, the adjusted surplus is estimated to be \$874,285. This compares to a projected surplus of \$959,568 at the time the budget was approved. It should also be noted that July results do not reflect all of the budget “roll forwards” for uncompleted projects from FY 16-17. These “roll forwards” will have a direct impact on the Wastewater Fund’s operating results as these projects are completed.

As with the Water Fund, the rate structure of the Wastewater Fund is being changed over a multi-year period to assure that operating and anticipated future capital expenses can be recovered through the rates charged for services. Current results indicate that the rate structure is insufficient to meet these costs. Significant capital projects are anticipated in FY 17-18 as well as over the next three years as the City works toward compliance with new phosphorus discharge standards as promulgated by the Illinois Environmental Protection Agency. Additionally, significant maintenance and replacement projects are anticipated as various components of the wastewater treatment plant are nearing the ends of their operational lives. Staff has investigated various funding options for these necessary improvements as part of the 2017-2018 budget process and recommended appropriate changes to the rate structure to meet current and future operating and capital needs. These rate structure changes, including the continuation of the EPA Mandate Compliance Fee established in June 2016, were implemented beginning with June 2017 billings to residents.

**City of St. Charles**  
**Monthly Financial Report**  
**July 31, 2017**  
**General Fund**

	(1)	(2)	(3)	(4)	(5)	(6)	(7)	(8)	(9)	(10)
	FY 17-18 Original Budget	FY 17-18 Revised Budget	YTD Actual	YTD Actual vs Budget (%)	Prior YTD Actual	Inc/(Dec) from P/Y (%)	FY 17-18 Forecast	Forecast vs Revised Budget	Forecast vs Budget (%)	FY 16-17 Actual (Unaudited)
<b>Revenues</b>										
Property Taxes	\$ 12,498,375	\$ 12,498,375	\$ 6,505,027	52.0%	\$ 6,564,936	-0.9%	\$ 12,498,375	\$ -	0.0%	\$ 12,447,464
Sales and Use Taxes	17,766,634	17,663,964	3,895,159	22.1%	3,820,601	2.0%	17,569,098	(94,866)	-0.5%	17,025,806
State Income Tax	3,546,146	3,267,161	972,869	29.8%	971,575	0.1%	3,169,548	(97,613)	-3.0%	3,116,862
Electric Franchise Fee	3,199,843	3,199,843	739,487	23.1%	749,640	-1.4%	3,145,909	(53,934)	-1.7%	3,023,278
Hotel Tax	1,885,532	1,885,532	574,895	30.5%	561,659	2.4%	1,892,168	6,636	0.4%	1,905,544
Telecommunication Tax	958,848	958,848	218,161	22.8%	238,585	-8.6%	928,809	(30,039)	-3.1%	901,280
Alcohol Tax	1,159,725	1,159,725	306,015	26.4%	287,410	6.5%	1,172,202	12,477	1.1%	1,130,982
Other	2,937,034	2,939,091	870,595	29.6%	730,577	19.2%	3,059,346	120,255	4.1%	2,916,518
Transfers In	-	-	-	0.0%	-	0.0%	-	-	0.0%	-
<b>Total Revenues</b>	<b>\$ 43,952,137</b>	<b>\$ 43,572,539</b>	<b>\$ 14,082,208</b>	<b>32.3%</b>	<b>\$ 13,924,983</b>	<b>1.1%</b>	<b>\$ 43,435,455</b>	<b>\$ (137,084)</b>	<b>-0.3%</b>	<b>\$ 42,493,060</b>
<b>Expenditures</b>										
Personal Services	\$ 30,003,305	\$ 30,004,516	\$ 8,754,473	29.2%	\$ 8,167,591	7.2%	\$ 29,844,940	\$ (159,576)	-0.5%	\$ 27,568,787
Commodities	1,526,661	1,598,350	340,923	21.3%	241,641	41.1%	1,529,915	(68,435)	-4.3%	1,281,332
Contractual	10,043,644	10,299,668	2,337,415	22.7%	1,921,731	21.6%	9,927,472	(372,196)	-3.6%	9,004,874
Other Operating Expenses	1,549,473	1,597,295	1,503,553	94.1%	1,479,796	1.6%	1,602,395	5,100	0.3%	1,367,041
Departmental Allocations	(5,126,250)	(5,126,250)	(1,281,564)	25.0%	(1,251,192)	2.4%	(5,126,250)	-	0.0%	(5,004,768)
Capital	136,350	141,586	26,217	18.5%	33,866	-22.6%	141,586	-	0.0%	121,453
Debt Service	4,586	4,586	1,146	25.0%	1,146	0.0%	4,586	-	0.0%	4,586
Transfers Out	6,464,368	6,285,368	1,110,923	17.7%	1,212,454	-8.4%	6,285,368	-	0.0%	6,232,518
<b>Total Expenditures</b>	<b>\$ 44,602,137</b>	<b>\$ 44,805,119</b>	<b>\$ 12,793,086</b>	<b>28.6%</b>	<b>\$ 11,807,033</b>	<b>8.4%</b>	<b>\$ 44,210,012</b>	<b>\$ (595,107)</b>	<b>-1.3%</b>	<b>\$ 40,575,823</b>
<b>Surplus (Deficit)</b>	<b>\$ (650,000)</b>	<b>\$ (1,232,580)</b>	<b>\$ 1,289,122</b>		<b>\$ 2,117,950</b>		<b>\$ (774,557)</b>	<b>\$ 458,023</b>		<b>\$ 1,917,237</b>



**City of St. Charles**  
**Monthly Financial Report**  
**July 31, 2017**  
**Electric Fund**

	(1)	(2)	(3)	(4)	(5)	(6)	(7)	(8)	(9)	(10)
	FY 17-18 Original Budget	FY 17-18 Revised Budget	YTD Actual	YTD Actual vs Budget (%)	Prior YTD Actual	Inc/(Dec) from P/Y (%)	FY 17-18 Forecast	Forecast vs Revised Budget	Forecast vs Budget (%)	FY 16-17 Actual (Unaudited)
<b>Revenues</b>										
User Charges	\$ 61,799,564	\$ 61,799,564	\$ 16,749,136	27.1%	\$ 16,963,582	-1.3%	\$ 61,680,552	\$ (119,012)	-0.2%	\$ 62,273,904
Connection Charges	55,500	55,500	24,230	43.7%	7,900	206.7%	62,961	7,461	13.4%	27,795
MV/Equip/WC Reserve	304,927	304,927	304,927	100.0%	287,192	6.2%	304,927	-	0.0%	287,192
Reimbursement for Projects	100,000	405,000	484,866	119.7%	532,717	-9.0%	526,715	121,715	30.1%	762,448
Other Operating Revenues	388,000	388,000	132,802	34.2%	108,809	22.1%	423,645	35,645	9.2%	495,595
Bond Proceeds	2,230,000	2,230,000	-	0.0%	-	0.0%	2,230,000	-	0.0%	(9,486)
Non-Operating Revenue	61,664	61,664	-	0.0%	-	0.0%	61,664	-	0.0%	-
Transfers In	234,000	101,000	-	0.0%	-	0.0%	101,000	-	0.0%	257,048
<b>Total Revenues</b>	<b>\$ 65,173,655</b>	<b>\$ 65,345,655</b>	<b>\$ 17,695,961</b>	<b>27.1%</b>	<b>\$ 17,900,200</b>	<b>-1.1%</b>	<b>\$ 65,391,464</b>	<b>\$ 45,809</b>	<b>0.1%</b>	<b>\$ 64,094,496</b>
<b>Expenses</b>										
Personal Services	\$ 3,875,812	\$ 3,875,312	\$ 918,648	23.7%	\$ 896,714	2.4%	\$ 3,841,775	\$ (33,537)	-0.9%	\$ 2,571,392
Commodities	292,443	306,404	33,606	11.0%	42,245	-20.4%	284,018	(22,386)	-7.3%	184,176
Contractual	44,741,814	44,850,142	11,880,896	26.5%	12,014,252	-1.1%	44,232,991	(617,151)	-1.4%	42,344,813
Other Operating Expenses	6,442,473	6,442,473	1,487,246	23.1%	1,446,796	2.8%	6,275,226	(167,247)	-2.6%	9,315,779
Departmental Allocations	2,068,619	2,068,619	517,155	25.0%	492,924	4.9%	2,068,619	-	0.0%	1,484,186
Capital	4,664,350	6,739,023	738,139	11.0%	674,192	9.5%	6,739,023	-	0.0%	-
Debt Service	1,282,771	1,282,771	219,288	17.1%	156,630	40.0%	1,282,771	-	0.0%	377,098
Transfers Out	499,869	499,869	39,524	7.9%	45,113	-12.4%	499,869	-	0.0%	386,729
<b>Total Expenses</b>	<b>\$ 63,868,151</b>	<b>\$ 66,064,613</b>	<b>\$ 15,834,502</b>	<b>24.0%</b>	<b>\$ 15,768,866</b>	<b>0.4%</b>	<b>\$ 65,224,292</b>	<b>\$ (840,321)</b>	<b>-1.3%</b>	<b>\$ 56,664,173</b>
<b>Surplus (Deficit)</b>	<b>\$ 1,305,504</b>	<b>\$ (718,958)</b>	<b>\$ 1,861,459</b>		<b>\$ 2,131,334</b>		<b>\$ 167,172</b>	<b>\$ 886,130</b>		<b>\$ 7,430,323</b>
<b>Motor Vehicle Reserves to be Spent in FY 17/18</b>							\$ 225,589			
<b>Prior Year Capital Financing Proceeds to be Spent in FY 17/18</b>							\$ 673,482			
<b>Net Surplus (Deficit)</b>							<b>\$ 840,654</b>			

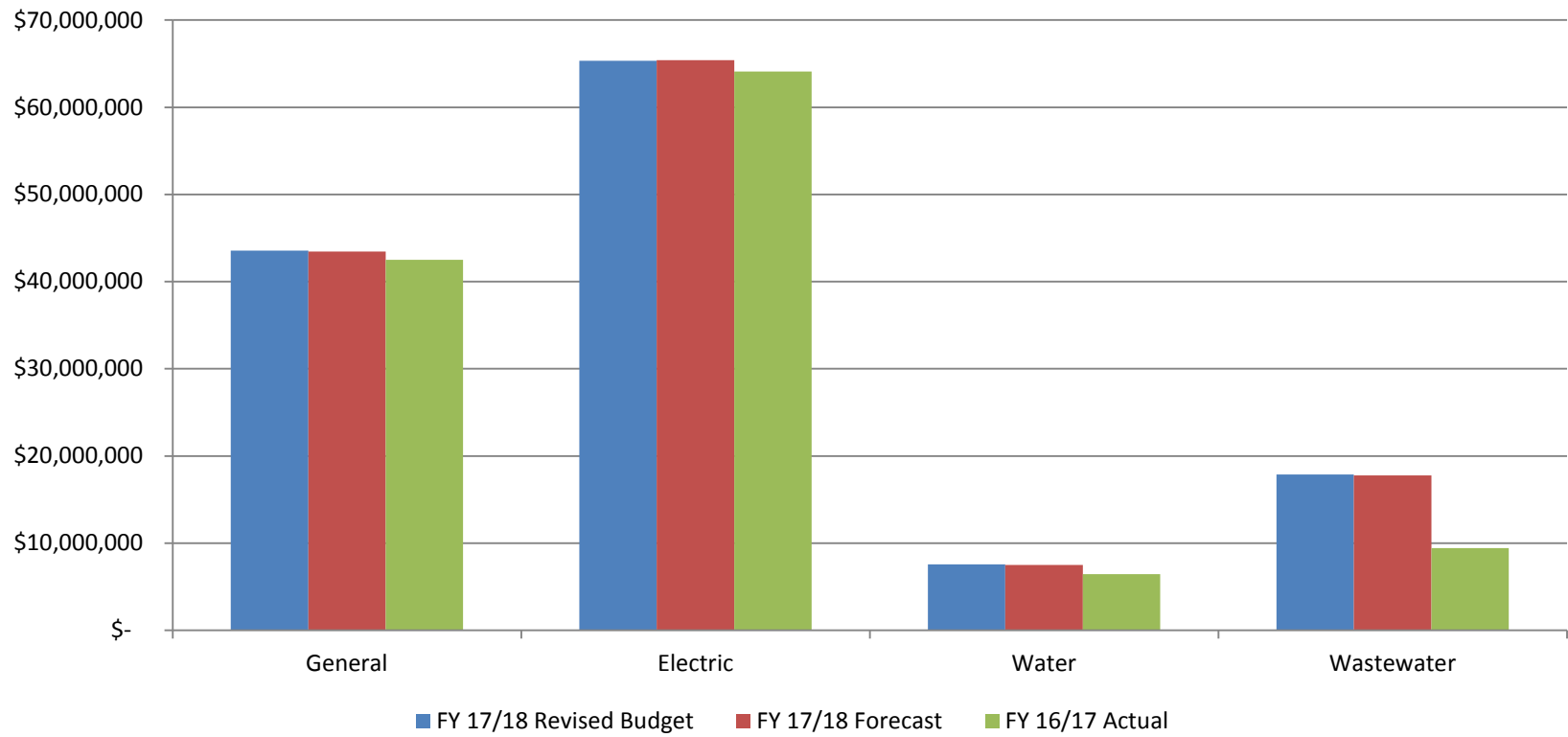
**City of St. Charles**  
**Monthly Financial Report**  
**July 31, 2017**  
**Water Fund**

	(1)	(2)	(3)	(4)	(5)	(6)	(7)	(8)	(9)	(10)
	FY 17-18 Original Budget	FY 17-18 Revised Budget	YTD Actual	YTD Actual vs Budget (%)	Prior YTD Actual	Inc/(Dec) from P/Y (%)	FY 17-18 Forecast	Forecast vs Revised Budget	Forecast vs Budget (%)	FY 16-17 Actual (Unaudited)
<b>Revenues</b>										
User Charges	\$ 6,276,524	\$ 6,276,524	\$ 1,527,979	24.3%	\$ 1,461,619	4.5%	\$ 6,192,426	\$ (84,098)	-1.3%	\$ 5,711,490
Connection Charges	60,000	60,000	18,931	31.6%	18,900	0.2%	63,797	3,797	6.3%	74,931
MV/Equip/WC Reserve	129,614	129,614	129,614	100.0%	132,868	-2.4%	129,614	-	0.0%	132,868
Donations/Contributions	-	-	-	0.0%	-	0.0%	-	-	0.0%	-
Bond/IEPA Proceeds	672,000	672,000		0.0%		0.0%	672,000	-	0.0%	-
Other	416,670	416,670	47,841	11.5%	34,460	38.8%	431,627	14,957	3.6%	516,993
Transfers In				0.0%		0.0%		-	0.0%	-
<b>Total Revenues</b>	<b>\$ 7,554,808</b>	<b>\$ 7,554,808</b>	<b>\$ 1,724,365</b>	<b>22.8%</b>	<b>\$ 1,647,847</b>	<b>4.6%</b>	<b>\$ 7,489,464</b>	<b>\$ (65,344)</b>	<b>-0.9%</b>	<b>\$ 6,436,282</b>
<b>Expenses</b>										
Personal Services	\$ 1,536,932	\$ 1,536,932	\$ 365,077	23.8%	\$ 354,014	3.1%	\$ 1,516,469	\$ (20,463)	-1.3%	\$ 1,463,804
Commodities	573,154	595,832	126,253	21.2%	113,609	11.1%	573,165	(22,667)	-3.8%	416,820
Contractual	1,100,752	1,118,135	255,746	22.9%	270,839	-5.6%	1,047,675	(70,460)	-6.3%	1,217,642
Other Operating Expenses	163,964	219,414	160,658	73.2%	116,253	38.2%	208,846	(10,568)	-4.8%	1,208,527
Departmental Allocations	908,373	908,373	227,094	25.0%	224,004	1.4%	908,373	-	0.0%	896,012
Capital	2,570,192	3,003,346	219,887	7.3%	329,831	-33.3%	3,003,346	-	0.0%	-
Debt Service	1,240,816	1,240,816	301,131	24.3%	239,412	25.8%	1,240,816	-	0.0%	296,552
Transfers Out	159,509	159,509	13,337	8.4%	15,223	-12.4%	159,509	-	0.0%	136,116
<b>Total Expenses</b>	<b>\$ 8,253,692</b>	<b>\$ 8,782,357</b>	<b>\$ 1,669,183</b>	<b>19.0%</b>	<b>\$ 1,663,185</b>	<b>0.4%</b>	<b>\$ 8,658,199</b>	<b>\$ (124,158)</b>	<b>-1.4%</b>	<b>\$ 5,635,473</b>
<b>Surplus (Deficit)</b>	<b>\$ (698,884)</b>	<b>\$ (1,227,549)</b>	<b>\$ 55,182</b>		<b>\$ (15,338)</b>		<b>\$ (1,168,735)</b>	<b>\$ 58,814</b>		<b>\$ 800,809</b>

**City of St. Charles**  
**Monthly Financial Report**  
**July 31, 2017**  
**Wastewater Fund**

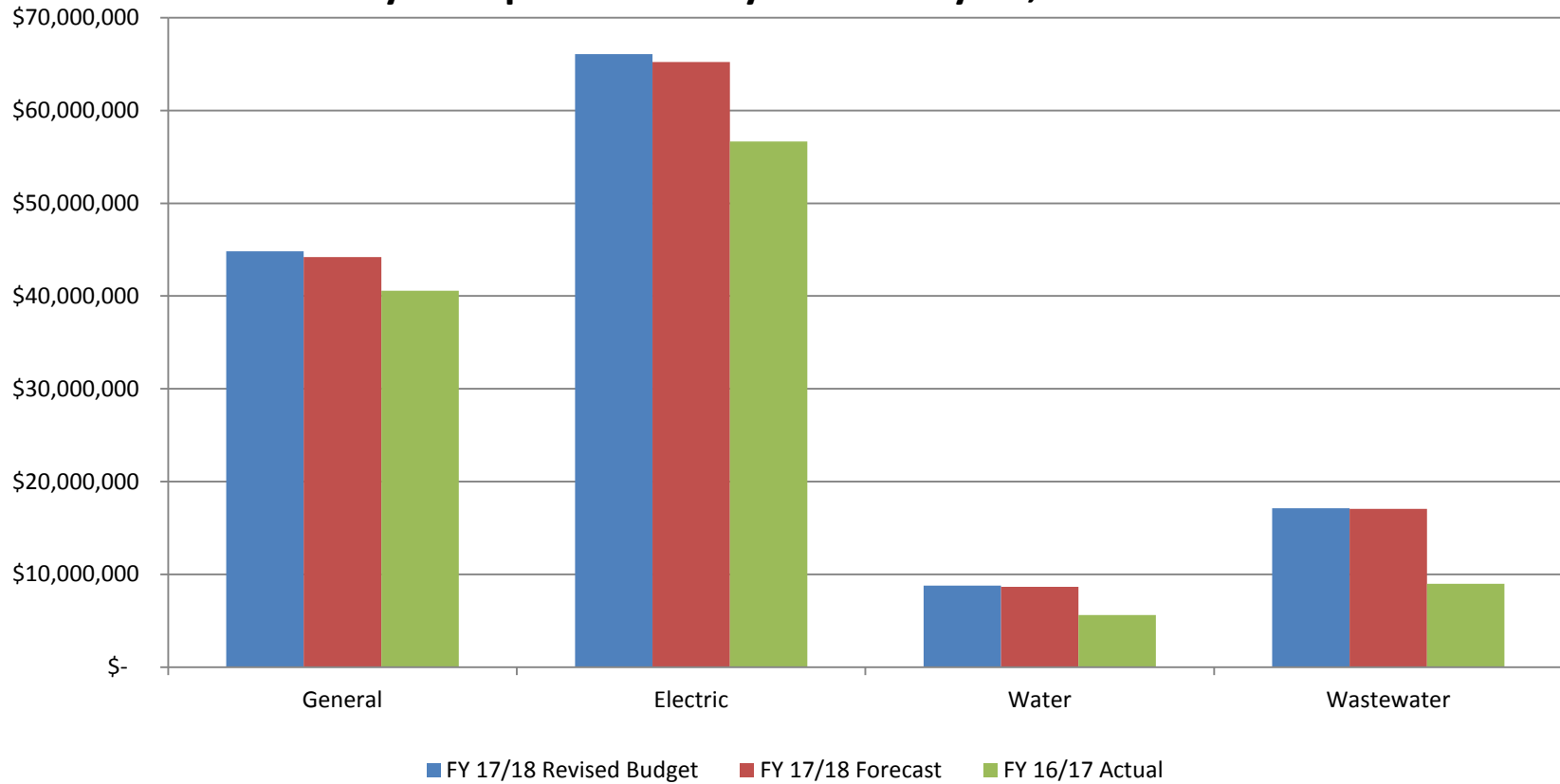
	(1)	(2)	(3)	(4)	(5)	(6)	(7)	(8)	(9)	(10)
	FY 17-18 Original Budget	FY 17-18 Revised Budget	YTD Actual	YTD Actual vs Budget (%)	Prior YTD Actual	Inc/(Dec) from P/Y (%)	FY 17-18 Forecast	Forecast vs Revised Budget	Forecast vs Budget (%)	FY 16-17 Actual (Unaudited)
<b>Revenues</b>										
User Charges	\$ 9,926,701	\$ 9,926,701	\$ 2,358,252	23.8%	\$ 2,230,095	5.7%	\$ 9,787,800	\$ (138,901)	-1.4%	\$ 8,891,308
Connection Charges	115,000	115,000	23,153	20.1%	29,592	-21.8%	135,563	20,563	17.9%	128,311
MV/Equip/WC Reserve	298,890	298,890	298,890	100.0%	306,671	-2.5%	298,890	-	0.0%	306,671
Bond/IEPA Loan Proceeds	7,108,000	7,477,000	-	0.0%	-	0.0%	7,477,000	-	0.0%	-
Other	77,550	77,550	12,565	16.2%	10,169	23.6%	72,475	(5,075)	-6.5%	102,518
Non-Operating Revenue				0.0%		0.0%		-	0.0%	-
Transfers In				0.0%		0.0%		-	0.0%	-
<b>Total Revenues</b>	<b>\$ 17,526,141</b>	<b>\$ 17,895,141</b>	<b>\$ 2,692,860</b>	<b>15.0%</b>	<b>\$ 2,576,527</b>	<b>4.5%</b>	<b>\$ 17,771,728</b>	<b>\$ (123,413)</b>	<b>-0.7%</b>	<b>\$ 9,428,808</b>
<b>Expenses</b>										
Personal Services	\$ 2,108,982	\$ 2,108,982	\$ 555,213	26.3%	\$ 557,562	-0.4%	\$ 2,100,364	\$ (8,618)	-0.4%	\$ 2,102,845
Commodities	288,210	304,347	52,000	17.1%	46,590	11.6%	287,995	(16,352)	-5.4%	263,210
Contractual	2,180,966	2,212,726	424,688	19.2%	369,103	15.1%	2,168,768	(43,958)	-2.0%	2,153,265
Other Operating Expenses	284,616	284,616	251,817	88.5%	259,417	-2.9%	281,350	(3,266)	-1.1%	2,356,507
Departmental Allocations	1,347,093	1,347,093	336,774	25.0%	333,042	1.1%	1,347,093	-	0.0%	1,332,164
Capital	7,890,200	8,395,367	75,826	0.9%	54,455	39.2%	8,395,367	-	0.0%	-
Debt Service	2,162,331	2,162,331	675,809	31.3%	676,716	-0.1%	2,162,331	-	0.0%	516,521
Transfers Out	304,175	304,175	25,373	8.3%	28,961	-12.4%	304,175	-	0.0%	248,692
<b>Total Expenses</b>	<b>\$ 16,566,573</b>	<b>\$ 17,119,637</b>	<b>\$ 2,397,500</b>	<b>14.0%</b>	<b>\$ 2,325,846</b>	<b>3.1%</b>	<b>\$ 17,047,443</b>	<b>\$ (72,194)</b>	<b>-0.4%</b>	<b>\$ 8,973,204</b>
<b>Surplus (Deficit)</b>	<b>\$ 959,568</b>	<b>\$ 775,504</b>	<b>\$ 295,360</b>		<b>\$ 250,681</b>		<b>\$ 724,285</b>	<b>\$ (51,219)</b>		<b>\$ 455,604</b>
<b>Motor Vehicle Reserves to be Spent in FY 17/18</b>							\$ 145,000			
<b>Prior Year Capital Financing Proceeds to be Spent in FY 17/18</b>							\$ 150,000			
<b>Net Surplus (Deficit)</b>							<b>\$ 874,285</b>			

## Summary of Revenues by Fund - July 31, 2017



	Revenues		
	FY 17/18 Revised Budget	FY 17/18 Forecast	FY 16/17 Actual
General	\$ 43,572,539	\$ 43,435,455	\$ 42,493,060
Electric	\$ 65,345,655	\$ 65,391,464	\$ 64,094,496
Water	\$ 7,554,808	\$ 7,489,464	\$ 6,436,282
Wastewater	\$ 17,895,141	\$ 17,771,728	\$ 9,428,808

## Summary of Expenditures by Fund - July 31, 2017



	Expenditures		
	FY 17/18 Revised Budget	FY 17/18 Forecast	FY 16/17 Actual
General	\$ 44,805,119	\$ 44,210,012	\$ 40,575,823
Electric	\$ 66,064,613	\$ 65,224,292	\$ 56,664,173
Water	\$ 8,782,357	\$ 8,658,199	\$ 5,635,473
Wastewater	\$ 17,119,637	\$ 17,047,443	\$ 8,973,204

**General Fund Top 7 Revenue Sources - As of July 31, 2017**

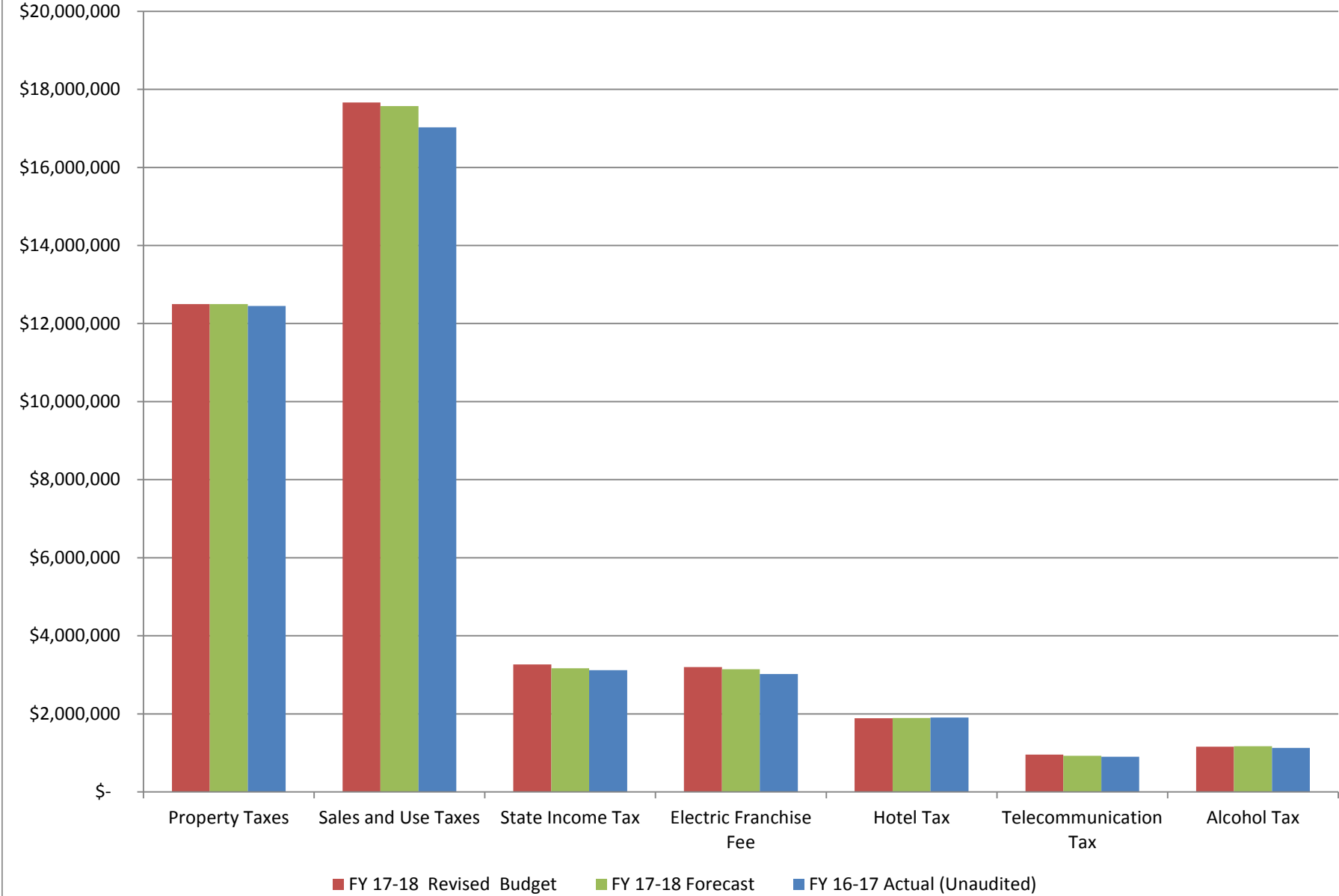
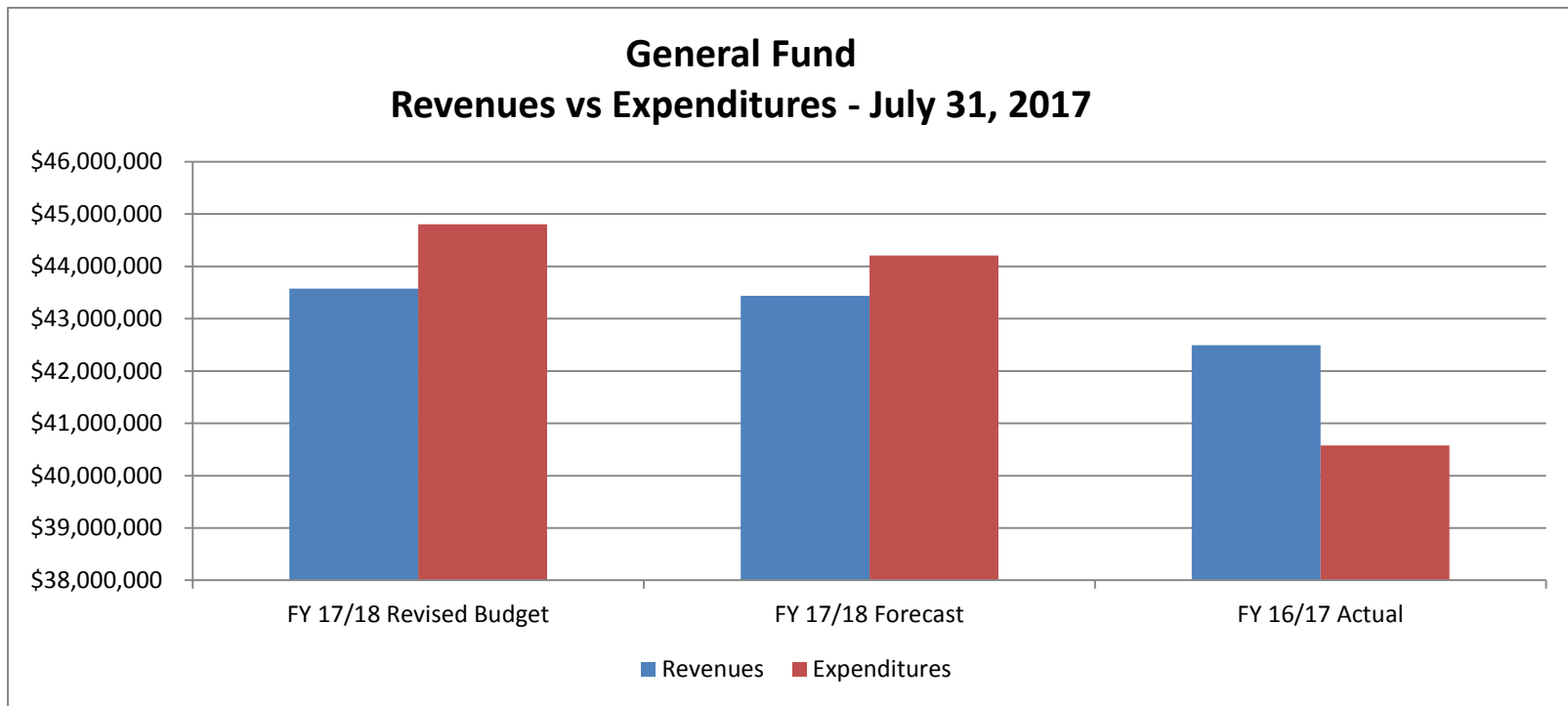
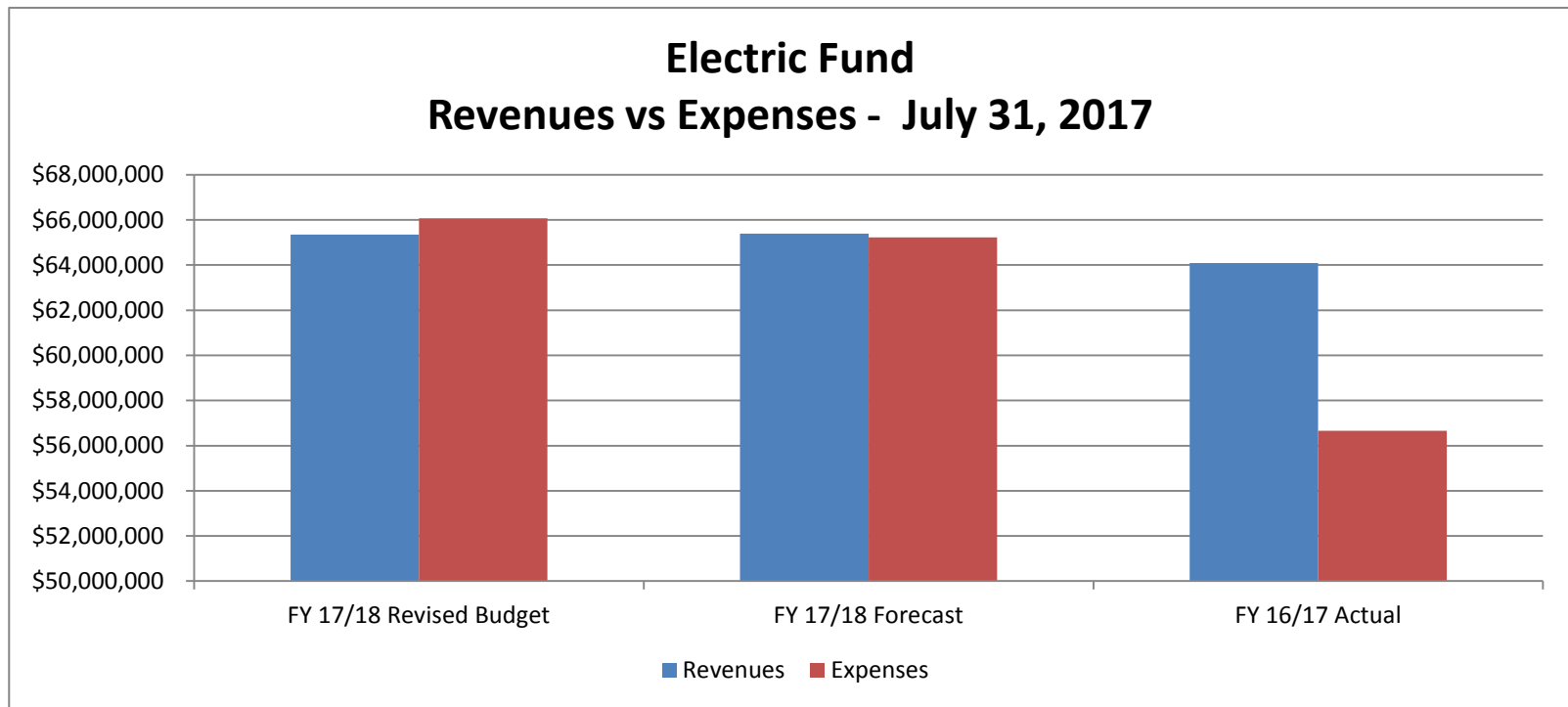


Chart 3



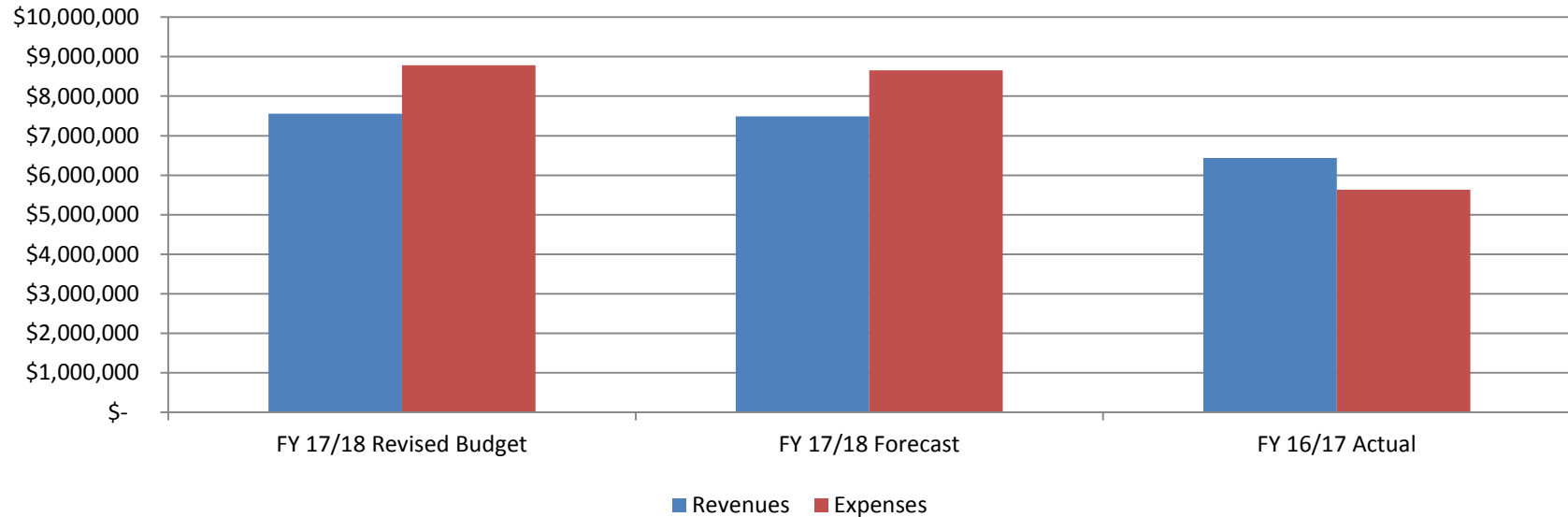
	General Fund		
	FY 17/18 Revised Budget	FY 17/18 Forecast	FY 16/17 Actual
Revenues	\$ 43,572,539	\$ 43,435,455	\$ 42,493,060
Expenditures	\$ 44,805,119	\$ 44,210,012	\$ 40,575,823
Surplus/Deficit	\$ (1,232,580)	\$ (774,557)	\$ 1,917,237



	Electric Fund		
	FY 17/18 Revised Budget	FY 17/18 Forecast	FY 16/17 Actual
Revenues	\$ 65,345,655	\$ 65,391,464	\$ 64,094,496
Expenses	\$ 66,064,613	\$ 65,224,292	\$ 56,664,173
Surplus/Deficit	\$ (718,958)	\$ 167,172	\$ 7,430,323

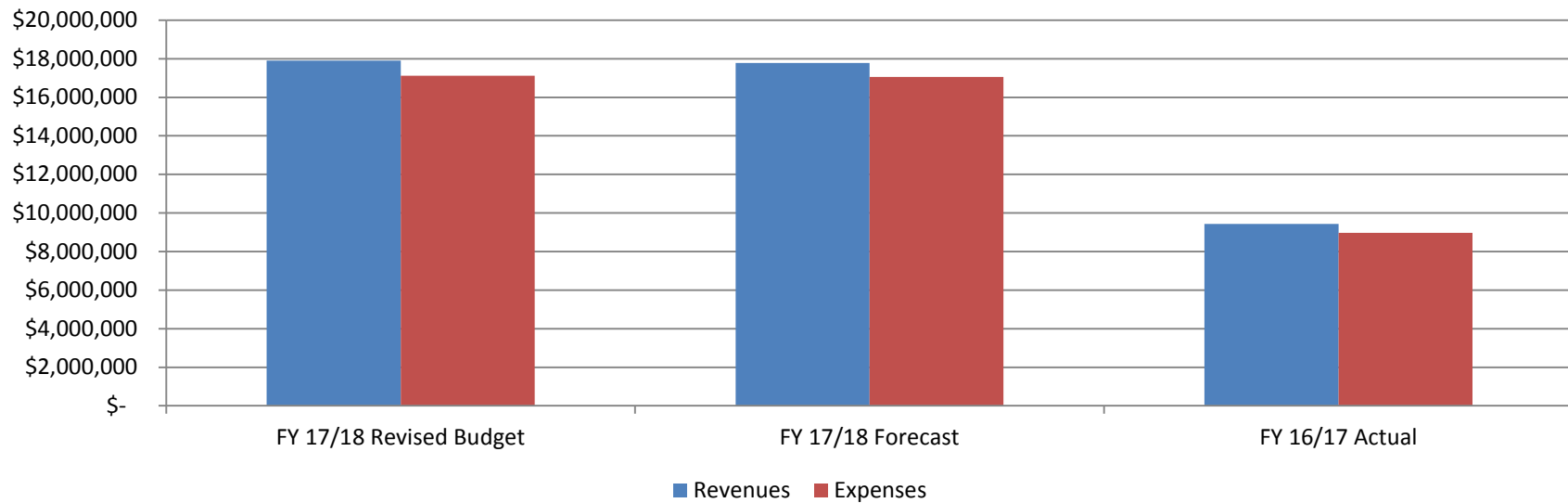


## Water Fund Revenues vs Expenses - July 31, 2017



	Water Fund		
	FY 17/18 Revised Budget	FY 17/18 Forecast	FY 16/17 Actual
Revenues	\$ 7,554,808	\$ 7,489,464	\$ 6,436,282
Expenses	\$ 8,782,357	\$ 8,658,199	\$ 5,635,473
Surplus/Deficit	\$ (1,227,549)	\$ (1,168,735)	\$ 800,809

## Wastewater Fund Revenues vs Expenses - July 31, 2017



	Wastewater Fund		
	FY 17/18 Revised Budget	FY 17/18 Forecast	FY 16/17 Actual
Revenues	\$ 17,895,141	\$ 17,771,728	\$ 9,428,808
Expenses	\$ 17,119,637	\$ 17,047,443	\$ 8,973,204
Surplus/Deficit	\$ 775,504	\$ 724,285	\$ 455,604

**AGENDA ITEM EXECUTIVE SUMMARY**

Agenda Item number: 5a

Title:

Recommendation to Approve a Resolution Authorizing the Mayor and the City Clerk of the City of St. Charles to Approve the Award of Four (4) 2018 Ford Utility Police Interceptors to Currie Motors and to Sell the Replaced Vehicles #1774, #1777, #1780 & #1834.

Presenter:

Michael Shortall, Purchasing and Inventory Control Division Manager

Meeting: Government Operations Committee

Date: November 6, 2017

Proposed Cost: \$ 28,609 Each  
\$114,436 Total

Budgeted Amount: \$ 46,000 Each  
\$184,000 Total

Not Budgeted: ☐**Executive Summary** (*if not budgeted please explain*):

Prices were solicited for the purchase of four (4) new 2018 Ford Utility Police Interceptors for use by the Police Department. Prices were obtained from two different vendors: Hawk Auto (formerly Zimmerman Ford), a local vendor and from Currie Motors, through the Suburban Purchasing Cooperative (SPC). Prices are summarized as follows:

<b>Currie Motors (SPC)</b>	<b>\$ 28,609</b>
<b>Hawk Automotive</b>	<b>\$ 30,327</b>

The competitively bid price from Currie Motors through the Suburban Purchasing Cooperative was lower than the local vendor (Hawk Automotive). We therefore seek approval to purchase these vehicles from Currie Motors. These vehicles were approved by the city fleet committee and were also approved through the budget. We are also seeking approval to sell the replaced vehicles #1774, #1777, #1780 & #1834 via an online auction site.

**Attachments** (*please list*):

Detailed list of bids obtained from 2 vendors.  
Resolution

**Recommendation/Suggested Action** (*briefly explain*): Recommendation to Approve a Resolution Authorizing the Mayor and the City Clerk of the City of St. Charles to Approve the Award of Four (4) 2018 Ford Utility Police Interceptors to Currie Motors and to Sell the Replaced Vehicles #1774, #1777, #1780 & #1834.

**City of St. Charles, Illinois**  
**Resolution No. \_\_\_\_\_**

**A Resolution Authorizing the Mayor and the City Clerk of the City of St. Charles to Approve the Award of Four (4) 2018 Ford Utility Police Interceptors to Currie Motors and to Sell the Replaced Vehicles #1774, #1777, #1780 & #1834**

**Presented & Passed by the  
City Council on \_\_\_\_\_, 2017**

BE IT RESOLVED by the Mayor and City Council of the City of St. Charles, Kane and DuPage Counties, Illinois, that the Mayor and City Clerk be and the same are hereby authorized to approve the award of four (4) 2018 Ford Utility Police Interceptors to Currie Motors and to sell the replaced vehicles #1774, #1777, #1780 & #1834.

PRESENTED to the City Council of the City of St. Charles, Illinois, this \_\_\_\_\_ day of November, 2017

PASSED by the City Council of the City of St. Charles, Illinois this \_\_\_\_\_ day of November, 2017

APPROVED by the Mayor of the City of St. Charles, Illinois, this \_\_\_\_\_ day of November, 2017

\_\_\_\_\_  
Raymond P. Rogina, Mayor

ATTEST:

\_\_\_\_\_  
City Clerk

COUNCIL VOTE:

Ayes:

Nays:

Absent:

Abstain:



## 2018 Ford Utility Police Interceptor AWD

3.7 TI-VCT V6 FFV  
6-Speed Automatic  
Rear recovery hooks  
Independent front/rear suspension  
Engine Oil Cooler  
18.6 gallon fuel tank  
Engine Hour Meter  
220 Amp Alternator  
78 Amp Hour Battery  
Lower black body side cladding  
Dual Exhaust  
Black spoiler  
Electric Power Assist Steering  
Acoustic laminated windshield  
18" Tires and Wheels  
Fixed glass lift gate  
Full Size Spare  
AM/FM/CD  
Roll curtain airbag  
Safety Canopy W/Roll Over  
Sensor  
Anti-Lock Brakes With Advanced Trac  
and traction control  
LED tail lamps  
2<sup>nd</sup>/3<sup>rd</sup> Row Privacy Glass  
My Ford police cluster  
Black Grill  
Headlamps-LED Low Beam  
Halogen Hi Beam  
Lift Gate Release Switch - 45  
Second Time out

Rearview Camera with Washer  
All-Wheel Drive  
Manual folding power mirror  
Fold flat 60/40 rear vinyl bench  
Single Zone Manual Climate  
Control  
Power Windows - 1 Touch  
Up/Down  
Power Locks  
Cruise Control/Tilt Wheel  
Calibrated Speedometer  
Column Shift  
Work Task Light red/white  
Simple fleet key  
Power Adjustable Pedals  
Two-Way Radio Pre-Wire  
Particulate air filter  
Power Pig tail  
Delivery within 30 Miles  
Locking Glove Box

### Standard Warranty:

Basic: 3 Years/ 36,000 Miles  
Drivetrain: 5 Years/100,000 Miles  
Corrosion: 5 Years/ Unlimited  
Miles  
Emissions: 8 Years/80,000 Miles  
Roadside Assistance:  
5 Years/60,000 Miles

2525 East Main Street, St. Charles, IL 60174 • 630-584-1800

[www.hawkfordstcharles.com](http://www.hawkfordstcharles.com)

## Utility Police Interceptor AWD

**\$28465**

Dark car feature (courtesy lights inop)	\$19
Dome light red/white in cargo area	\$49
Spot light drivers side LED bulb	\$375
Sync system includes USB port & aux input jack	\$280
Rear door handles inoperable & locks inoperable	\$33
Heated sideview mirrors	\$58
Remote keyless entry (NA with keyed alike)	\$243
Reverse sensing system	\$261
Ignition idle control	\$248
Pre-wiring for grill,siren,speaker	\$49
Front headlight housing Pre-drilled & pre-molded	\$119
Municipal Police plates & title	\$128
Delivery	INC

**TOTAL AMOUNT**

**\$30327**

Please call me with any questions

Bill Wackerlin

Commercial sales rep

Hawk Ford of St Charles



**2018 Ford Utility Police Interceptor AWD  
Contract # 152**



**Currie Motors Fleet**

**"Nice People To Do Business With"**

**Your Full-Line Municipal Dealer**

[www.CurrieFleet.com](http://www.CurrieFleet.com)

**ORDER CUTOFF: TBD**







**2018 Ford Utility Police Interceptor AWD**  
**Contract # 152**  
**\$26,456.00**

3.7 TI-VCT V6 FFV  
6-Speed Automatic  
Rear recovery hooks  
Independent front/rear suspension  
Engine Oil Cooler  
18.6 gallon fuel tank  
Engine Hour Meter  
220 Amp Alternator  
78 Amp Hour Battery  
Lower black body side cladding  
Dual Exhaust  
Black spoiler  
Electric Power Assist Steering  
Acoustic laminated windshield  
18" Tires and Wheels  
Fixed glass lift gate  
Full Size Spare  
AM/FM/CD  
Roll curtain airbag  
Safety Canopy W/Roll Over  
Sensor  
Anti-Lock Brakes With Advanced Trac  
and traction control  
LED tail lamps  
2<sup>nd</sup>/3<sup>rd</sup> Row Privacy Glass  
My Ford police cluster  
Black Grill  
Headlamps-LED Low Beam  
Halogen Hi Beam  
Lift Gate Release Switch - 45  
Second Time out

Rearview Camera with Washer  
All-Wheel Drive  
Manual folding power mirror  
Fold flat 60/40 rear vinyl bench  
Single Zone Manual Climate  
Control  
Power Windows - 1 Touch  
Up/Down  
Power Locks  
Cruise Control/Tilt Wheel  
Calibrated Speedometer  
Column Shift  
Work Task Light red/white  
Simple fleet key  
Power Adjustable Pedals  
Two-Way Radio Pre-Wire  
Particulate air filter  
Power Pig tail  
Delivery within 30 Miles  
Locking Glove Box

**Standard Warranty:**  
Basic: 3 Years/ 36,000 Miles  
Drivetrain: 5 Years/100,000 Miles  
Corrosion: 5 Years/ Unlimited  
Miles  
Emissions: 8 Years/80,000 Miles  
Roadside Assistance:  
5 Years/60,000 Miles

**Order Cutoff: TBD**





<input type="checkbox"/>	90D	Ballistic Door Panels – Level III Driver Front Only	\$1506.00
<input type="checkbox"/>	90E	Ballistic Door Panels – Level III Driver/Passenger Front	\$3012.00
<input type="checkbox"/>	90F	Ballistic Door Panels – Level IV Driver Front Only	\$2294.00
<input type="checkbox"/>	90G	Ballistic Door Panels – Level IV Driver/Passenger Front	\$4588.00
<input type="checkbox"/>	96W	Visor Light (requires rear console mounting plate N/A with interior Upgrade Package)	\$1159.00
<input type="checkbox"/>	96T	Rear Spoiler Traffic Light (requires 85R Rear Console Plate)	1330.00
<input type="checkbox"/>	55B	BLIS® Blind spot monitoring (includes manual heated mirrors)	\$517.00
<input type="checkbox"/>	19L	Lockable Gas Cap	\$17.00
<input checked="" type="checkbox"/>	549	Mirrors – Heated Sideview	\$58.00
<input type="checkbox"/>	593	Perimeter Anti-Theft Alarm – Requires key Fob (595)	\$114.00
<input checked="" type="checkbox"/>	55F	Keyless-4 Fobs (N/A with keyed alike)	\$322.00
<input checked="" type="checkbox"/>	76R	Reverse Sensing	\$261.00
<input type="checkbox"/>		Keyed Alike Code _____ Specify Current Key Alike Code	\$49.00
<input type="checkbox"/>	65L	18" 5-spoke full face wheel covers w/ metal clips	\$58.00
<input type="checkbox"/>	64E	18" painted aluminum wheels	\$451.00
<input type="checkbox"/>	17A	Aux Air Conditioning (N/A with 63V)	\$579.00
<input type="checkbox"/>	16D	Badge Delete	N/C
<input type="checkbox"/>	63V	Cargo Storage Vault - includes lockable door/compartament light (N/A with 17A)	\$232.00
<input type="checkbox"/>	55D	Scuff Guards	\$67.00
<input type="checkbox"/>	60R	Noise Suppression Bonds (Ground Straps)	\$95.00
<input type="checkbox"/>	18X	100 Watt Siren/Speaker (includes bracket and pigtail)	\$285.00
<input type="checkbox"/>	43S	My Speed Fleet Management - allows admin to lower max vehicle speed and max audio volume / allows VMAX speed to be set in 5mph increments	\$58.00
<input type="checkbox"/>	52B	Enhanced PTU Cooler – requires EcoBoost® Engine	\$2779.00
<input type="checkbox"/>		Rustproof & Undercoating	\$395.00
<input checked="" type="checkbox"/>	47A	Engine Idle Control	\$385.00
<input type="checkbox"/>		4 Corner LED Stobes (aftermarket using 86P)	\$895.00
<input type="checkbox"/>		CD-Rom service manual	\$325.00
<input checked="" type="checkbox"/>		License and title fees M _____ MP <input checked="" type="checkbox"/> (Includes Shipping)	\$203.00
<input type="checkbox"/>		Delivery greater than 50 miles of dealership	\$150.00

**Optional Maintenance & Warranty Coverage:**

<input type="checkbox"/>	ESP Extended Warranty Extra Care 5-Year 60,000 miles	\$1,620.00
<input type="checkbox"/>	ESP Extended Warranty Base Care -3 year/100,000 miles	\$1,215.00
<input type="checkbox"/>	ESP Extended Warranty Powertrain -6 year/100,000miles	\$1075.00
<input type="checkbox"/>	ESP Extended Warranty Base Care – 6 year/100,000miles	\$1255.00



<input type="checkbox"/>	99T	3.5L V-6 Ecoboost® Engine (131 MPH top speed)	\$3130.00
<input type="checkbox"/>	41H	Engine block heater	\$86.00
<input type="checkbox"/>	86L	Auto Head Lamp Required With Silent Mode	\$109.00
<input checked="" type="checkbox"/>	43D	Dark car feature – Courtesy Lights Inop	\$19.00
<input type="checkbox"/>	43L	Silent Mode – Requires Day time Running Lights /Auto Lamp	\$19.00
<input type="checkbox"/>	942	Daytime Running Lights	\$42.00
<input checked="" type="checkbox"/>	17T	Dome lamp red/white cargo area	\$49.00
<input type="checkbox"/>	51Y	Spot Light Drivers Side Only - Incandescent	\$204.00
<input type="checkbox"/>	51Z	Dual Spot Lights (Driver/Passenger) Incandescent	\$334.00
<input checked="" type="checkbox"/>	51R	Spot Light Drivers Side LED Bulb - Unity	\$375.00
<input type="checkbox"/>	51T	Spot Light Drivers Side LED Bulb - Whelen	\$399.00
<input type="checkbox"/>	51S	Spot Light Dual LED Bulbs - Unity	\$589.00
<input type="checkbox"/>	51V	Spot Light Dual LED Bulbs - Whelen	\$632.00
<input type="checkbox"/>	51P	Spot Lamp Prep Kit; Driver side (does not include housing and bulb)	\$132.00
<input type="checkbox"/>	51W	Spot Lamp Prep Kit; Dual Side (does not include housing and bulbs)	\$266.00
<input type="checkbox"/>	21L	Front Auxiliary Light Red/Blue - requires option 60A	\$524.00
<input type="checkbox"/>	21W	Forward Indicator - Red/Blue Pocket Warning Light - requires option 60A(Located in Headlamp)	\$607.00
<input checked="" type="checkbox"/>	60A	Pre-wiring grill lamp, siren, speaker	\$49.00
<input type="checkbox"/>	63B	Side Marker LED - Red/Blue - Requires 60A	\$276.00
<input type="checkbox"/>	63L	Rear Quarter Glass Side Marker Lights - Red/Blue	\$546.00
<input type="checkbox"/>	92G	Glass-Solar Tint 2nd Row/Rear Quarter/Liftgate Window (Deletes Privacy Glass)	\$114.00
<input type="checkbox"/>	92R	Glass-Solar Tint 2nd Row Only, Privacy Glass on Rear Quarter and Liftgate Window	\$81.00
<input type="checkbox"/>	68Z	Roof rack side rails	\$148.00
<input type="checkbox"/>	76D	Deflector Plate (Eco Boost Only)	\$292.00
<input type="checkbox"/>	87R	Rear View Camera - Includes Electrochromic Rear View Mirror (replaces standard camera in center stack area)	N/C
<input checked="" type="checkbox"/>	53M	Sync® Basic – includes USB port and aux input jack	\$280.00
<input type="checkbox"/>	61R	Remappable (4) switches on steering wheel (less Sync)	\$148.00
<input type="checkbox"/>	61S	Remappable (4) switches on steering wheel (with Sync)	\$148.00
<input type="checkbox"/>	18W	Rear window power delete	\$24.00
<input type="checkbox"/>	68L	Rear-Door Handles Inoperable / Locks Operable	\$33.00
<input checked="" type="checkbox"/>	68G	Rear-Door Handles Inoperable / Locks Inoperable	\$33.00
<input type="checkbox"/>	52H	Hidden Door-Lock Plunger w/Rear-door Handles Op	\$132.00
<input type="checkbox"/>	52P	Hidden Door-Lock Plunger w/Rear-door Handles Inop	\$153.00
<input type="checkbox"/>	16C	1st & 2nd Row Carpet Floor Covering (includes mats)	\$119.00
<input type="checkbox"/>	18D	Global Lock/Unlock (Disables Auto Lock on Rear Hatch)	24.00
<input type="checkbox"/>	87P	Power Passenger Seat (6-way) w/ manual recline/lumbar	\$309.00
<input type="checkbox"/>	85D	Front Console Plate-Delete (N/A w/ 67G, 67H, 67U, 85R)	N/C
<input type="checkbox"/>	85R	Rear Console Plate (N/A with 65U, 85D)	\$30.00





### Equipment Groups

<input type="checkbox"/> 47C	<b>Police Wire Harness Connector Kit – Front</b> For connectivity to Ford PI Package solutions includes: <ul style="list-style-type: none"> <li>• (2) Male 4-pin connectors for siren</li> <li>• (5) Female 4-pin connectors for lighting/siren/speaker</li> <li>• (1) 4-pin IP connector for speakers</li> <li>• (1) 4-pin IP connector for siren controller connectivity</li> <li>• (1) 8-pin sealed connector</li> <li>• (1) 14-pin IP connector</li> </ul>	\$100.00
<input type="checkbox"/> 21P	<b>Police Wire Harness connector Kit – Rear</b> For connectivity to Ford PI Package solutions includes: <ul style="list-style-type: none"> <li>• (1) 2-pin connector for rear lighting</li> <li>• (1) 2-pin connector</li> <li>• (6) Female 4-pin connectors</li> <li>• (6) Male 4-pin connectors</li> <li>• (1) 10-pin connector</li> </ul>	\$123.00
<input type="checkbox"/> 65U	<b>Police Interior Upgrade Package</b> Includes: 1st & 2nd Row Carpet Floor Covering, Rear Cloth Seats, Center Floor Console less shifter- includes console Deletes the standard console mounting plate Note: Not available with options 67G, 67H, 67U	\$371.00
<input type="checkbox"/> 66A	<b>Front Headlamp Lighting Solution</b> Includes: Base LED low beam/halogen high-beam with wig-wag function, 2-white LED side warning lights, wiring, LED lights included, controller NOT included. Note: Not available with 67H; recommend using 67G or 67U	\$809.00
<input checked="" type="checkbox"/> 86P	<b>Front Headlamp Housing Only</b> Pre-drilled side marker holes (does not include lights) Pre-molded side warning holes with twist lock capability (does not include lights)	\$119.00
<input type="checkbox"/> 66B	<b>Tail Lamp Lighting Solution</b> Includes: Base LED lights plus 2-rear integrated white LED side warning lights, wiring, controller NOT included, N/A with 67H	\$404.00
<input type="checkbox"/> 66C	<b>Rear Lighting Solution</b> Includes two backlit flashing LED lights (mounted to inside lift gate glass), two lift gate flashing LED lights (not available with Police Interceptor package 67H)	\$433.00
<input type="checkbox"/> 86T	<b>Tail Lamp Housing Only</b> Pre-existing holes with standard twist lock-sealed capability, does NOT include LED lights. N/A w/66B and 67H	\$53.00
<input type="checkbox"/> 67U	<b>Ultimate Wiring Package (n/a with Interior Upgrade Package)</b> Includes the following: <ul style="list-style-type: none"> <li>• Rear console mounting plate (85R)-contours through 2<sup>nd</sup> row; channel for wiring</li> </ul>	\$524.00



	<ul style="list-style-type: none"> <li>• Pre-wiring for grille LED lights, siren and speaker (60A)</li> <li>• Wiring harness I/P to rear (overlay)</li> <li>• (2) light cables-supports up to (6) LED lights (engine compartment/grille)</li> <li>• (2) 50-amp battery and ground circuits in RH rear-quarter</li> <li>• (1) 10-amp siren/speaker circuit engine cargo area</li> <li>• Rear hatch/cargo area wiring-supports up to (6) rear LED lights</li> </ul>	
	N/A with 65U, 67G, 67H	
<input type="checkbox"/> 67G	<b>Cargo Wiring Upfit Package (n/a) with Interior Upgrade Package</b> <ul style="list-style-type: none"> <li>• Rear Console Mounting Plate</li> <li>• Wiring overlay harness w/lighting &amp; siren interface connections</li> <li>• Vehicle engine harness: 2-light connectors, 2-grill light connectors, 2-50 amp battery ground circuits in power junction box, 2-10 amp siren/speaker circuit</li> <li>• Whelen lighting PCC8R control head</li> <li>• Whelen PCC8R Light Relay Center</li> <li>• Whelen specific cable connects PCC8R to control head</li> <li>• Pre-wiring for grill lights siren and speaker</li> </ul>	\$1,272.00
	(not available with 65U 67H and 67U)	
<input type="checkbox"/> 67H	<b>Ready for the Road Package-not available with Interior Upgrade Package</b> <b>All-in Complete Package-Includes Police Interceptor Packages 66A 66B 66C plus</b> <ul style="list-style-type: none"> <li>• Whelen Cencom light controller</li> <li>• Whelen Cencom relay center/siren amp with traffic advisor</li> <li>• Light controller/relay Cencom wiring</li> <li>• Grille LED Lights</li> <li>• 100 Watt Siren/Speaker</li> <li>• (9) I/O digital Serial Cable (console to cargo)</li> <li>• Hidden door lock plunger &amp; rear door handles inop</li> <li>• Rear console mounting plate</li> </ul>	\$3,244.00
	(not available with 66A 66B 66C 67G 67U 65U)	

#### Vinyl Options

<input type="checkbox"/> 91A	<b>Two-Tone Vinyl Wrap - Package #1</b> Roof & Right/left, front/rear doors vinyl - white only (Not available with: 91C, 91D, 91E, 91F, 91G, 91H, 91J)	\$797.00
---------------------------------	--	----------



<input type="checkbox"/> 91C	<b>Two-Tone Vinyl Wrap - Package #3</b> Roof & Right/left front doors only vinyl - white only (Not available with: 91A, 91D, 91E, 91F, 91G, 91H, 91J)	\$665.00
<input type="checkbox"/> 91H	<b>Two-Tone Vinyl - Roof white only</b> (Not available with: 91A, 91C)	\$466.00
<input type="checkbox"/> 91J	<b>Two-Tone Vinyl - LH/RH Front Doors white only</b> (Not available with: 91A, 91C, 91D, 91E, 91F, 91G)	\$290.00
<input type="checkbox"/> 91D	<b>Vinyl Word Wrap - POLICE (Non-Reflective)</b> White (YZ) lettering located on LH/RH sides of vehicle Not available with: 91A, 91C, 91E, 91F, 91G, 91J	\$755.00
<input type="checkbox"/> 91E	<b>Vinyl Word Wrap - POLICE (Reflective)</b> Black lettering located on LH/RH sides of vehicle Not available with: 91A, 91C, 91D, 91F, 91G, 91J	\$755.00
<input type="checkbox"/> 91F	<b>Vinyl Word Wrap - POLICE (Reflective)</b> White lettering located on LH/RH sides of vehicle Not available with: 91A, 91C, 91D, 91E, 91G, 91J	\$755.00
<input type="checkbox"/> 91G	<b>Vinyl Word Wrap - SHERIFF (Non-Reflective)</b> White lettering located on LH/RH sides of vehicle Not available with: 91A, 91C, 91D, 91E, 91F, 91J	\$755.00

#### Options - Exterior

<input type="checkbox"/> BU	Medium Brown Metallic
<input type="checkbox"/> E3	Arizona Beige Metallic Clearcoat
<input checked="" type="checkbox"/> G1	Shadow Black
<input type="checkbox"/> HG	Smokestone Metallic
<input type="checkbox"/> J1	Kodiak Brown Metallic
<input type="checkbox"/> JL	Dark Toreador Red Metallic
<input type="checkbox"/> KR	Norsea Blue Metallic
<input type="checkbox"/> LK	Dark Blue
<input type="checkbox"/> LM	Royal Blue
<input type="checkbox"/> LN	Light Blue Metallic
<input type="checkbox"/> MM	Ultra Blue Metallic
<input type="checkbox"/> FT	Blue Metallic
<input type="checkbox"/> TN	Silver Grey Metallic
<input type="checkbox"/> UJ	Sterling Grey Metallic
<input type="checkbox"/> UX	Ingot Silver Metallic
<input type="checkbox"/> YG	Medium Titanium Metallic
<input type="checkbox"/> YZ	Oxford White
<input type="checkbox"/> E4	Vermillion Red

#### Options - Interior

<input type="checkbox"/>	Charcoal Black w/vinyl rear	N/C
<input type="checkbox"/>	Charcoal Black w/cloth rear	\$51.00



**Please enter the following:**

**Title Information :**

---

---

---

**Contact Name**

**M SHORTALL**

**Phone Number**

---

**Purchase Order Number**

---

**Fleet Identification Number**

---

**Tax Exempt Number**

---

**Total Dollar Amount**

**\$28,609 x 4 = 114,436**

**Total Number of Units**

**4**

**Delivery Address**

---

---

**\*Orders Require Signed Original Purchase Order and Tax Exempt Letter**

*Currie Motors Fleet*  
*9423 W. Lincoln Hwy*  
*Frankfort, IL 60423*  
*PHONE: (815)464-9200*  
*Tom Sullivan [Curriefleet@gmail.com](mailto:Curriefleet@gmail.com)*  
*Kristen De La Riva [Fleetcurrie@gmail.com](mailto:Fleetcurrie@gmail.com)*

**\*Fleet Status is accessible by registering at [www.fleet.ford.com](http://www.fleet.ford.com). Please provide FIN Code at time of order**



**AGENDA ITEM EXECUTIVE SUMMARY**

Agenda Item number: 5b

Title:

Recommendation to Approve a Resolution Authorizing the Mayor and the City Clerk of the City of St. Charles to Approve the Award of a 2018 Ford F-150 Truck to Wright Automotive and to Sell the Replaced 2003 Ford F-150, Vehicle #1889.

Presenter:

Michael Shortall, Purchasing and Inventory Control Division Manager

Meeting: Government Operations Committee

Date: November 6, 2017

Proposed Cost: \$ 30,585

Budgeted Amount: \$ 35,000

Not Budgeted: ☐**Executive Summary** *(if not budgeted please explain):*

Prices were solicited for the purchase a new 2018 Ford F-150 4x4 HD pickup truck for use by the Public Services division. Prices were obtained from three different vendors: Wright Automotive, through the State of Illinois contract; Hawk Auto (formerly Zimmerman Ford), a local vendor; and from Currie Motors, through the Suburban Purchasing Cooperative (SPC). Prices are summarized as follows:

<b>Wright Automotive (State Contract)</b>	<b>\$ 30,585</b>
<b>Currie Motors (SPC)</b>	<b>\$ 30,589</b>
<b>Hawk Automotive (Local)</b>	<b>\$ 31,601</b>

The competitively bid state contract price (Wright Automotive) was lower than the local vendor (Hawk Automotive) and SPC (Currie Motors). We therefore seek approval to purchase this truck from Wright Automotive. This vehicle was approved by the city fleet committee and is also approved through the budget. We are also seeking approval to sell the replaced 2003 F-150 4x4 pickup truck #1889 via an online auction site.

**Attachments** *(please list):*

Detailed list of bids obtained from 3 vendors.  
Resolution

**Recommendation/Suggested Action** *(briefly explain):* Recommendation to Approve a Resolution Authorizing the Mayor and the City Clerk of the City of St. Charles to Approve the Award of a 2018 Ford F-150 Truck to Wright Automotive and to Sell the Replaced 2003 Ford F-150, Vehicle #1889.

**City of St. Charles, Illinois**  
**Resolution No. \_\_\_\_\_**

**A Resolution Authorizing the Mayor and the City Clerk of the City of St. Charles to Approve the Award of a 2018 Ford F-150 Truck to Wright Automotive and to Sell the Replaced 2003 Ford F-150, Vehicle #1889.**

**Presented & Passed by the  
City Council on \_\_\_\_\_, 2017**

BE IT RESOLVED by the Mayor and City Council of the City of St. Charles, Kane and DuPage Counties, Illinois, that the Mayor and City Clerk be and the same are hereby authorized to approve the award of a 2018 Ford F-150 Truck to Wright Automotive and to Sell the Replaced 2003 Ford F-150, Vehicle #1889.

PRESENTED to the City Council of the City of St. Charles, Illinois, this\_\_\_\_\_day of November, 2017

PASSED by the City Council of the City of St. Charles, Illinois this\_\_\_\_\_day of November, 2017

APPROVED by the Mayor of the City of St. Charles, Illinois, this\_\_\_\_\_day of November, 2017

\_\_\_\_\_  
Raymond P. Rogina, Mayor

ATTEST:

\_\_\_\_\_  
City Clerk

COUNCIL VOTE:

Ayes:

Nays:

Absent:

Abstain:





# 2018 Ford F-150 *Super Cab*

## standard equipment

### MECHANICAL

- 5.0L V8 with Flex-Fuel
- Axle, Front – Independent Front Suspension (IFS)
- Brakes – 4-Wheel Disc with ABS
- Electronic Six-Speed Automatic Transmission
- Springs, Front – Coil
- Springs, Rear – Leaf, Two-Stage Variable Rate
- Stabilizer Bar, Front
- Steering – Power, Rack-and-Pinion

### EXTERIOR

- Bumper and Fascia, Front – Black
- Bumper, Rear – Black
- Cargo Lamp – integrated with Center High-mounted Stop Lamp (CHMSL)
- Easy Fuel® Capless Fuel-Filler
- Exhaust – Single Rear
- F-150 Fender Badge
- Fully Boxed Steel Frame
- Grille – Black Three Bar Style with Black Nostrils and Black Surround
- Halogen Headlamps
- Handles, Black – Door and Tailgate
- Hooks – Pickup Box Tie-Down, four (4)
- Hooks – Front Tow 4x4, two (2)
- Mirrors, Sideview – Manual-folding, Dual Manual Glass with Black Skull Caps
- Spare Tire/Wheel Lock
- Stone Cuffs, Front & Rear
- Tailgate – removable with key lock
- Tires – 265/70R 17 OWL all-terrain tires (A/T) 4x4
- Wheels – 17" Silver Steel
- Wipers – Intermittent speed

### INTERIOR/COMFORT

- 1<sup>st</sup> Row Manual Windows
- Airbags – Driver and Passenger Front
- AM/FM Stereo
- Black Vinyl Floor Covering
- Dome Light
- Fade-to-Off Interior Lighting
- Gauges and Meters – Fuel, Oil Pressure, Transmission Temperature and Engine Coolant Temperature Gauges; Speedometer, Odometer and Tachometer
- Grab Handles – Front – A-Pillar, Driver and Passenger Side
- Horn – Dual Note
- Illuminated Entry
- Manual Air Conditioning, Single Zone
- Manual Locks
- Outside Temperature Display
- Powerpoint 12V – Front
- Rear Window with Fixed Glass and Solar Tint
- Rearview Mirror, Day/Night
- Scuff Plate, Driver and Front-Passenger Doors
- Seat, Front – Cloth 40/20/40
- Seat Belts, Active Restraint System (ARS)
- Steering Wheel, Black Urethane – Manual Tilt/Telescoping and Manual Locking
- Tire Pressure Monitoring System (TPMS)
- Visor, Driver Side; Visor with Mirror, Passenger Side

### Fuel Tanks

- Standard Range 23-Gallon

2525 East Main Street, St. Charles, IL 60174 • 630-584-1800

[www.hawkfordstcharles.com](http://www.hawkfordstcharles.com)

**2018 FORD F150 Supercab pick up 6.5' box**

**7050# GVWR 2230lb payload**

**Base price.....\$25,405**

**OPTION LIST FOR F150**

Power equipment group.....1079  
Cruise control.....207  
Sync (hands free Bluetooth).....389  
Vinyl floor covering.....N/C  
Rubber floor mats.....90  
Spray in bedliner.....456  
Molded running boards in black.....232  
Reverse sensing.....255  
Trailer brake controller.....255  
Trailer tow package.....550  
Back up camera.....N/C  
Daytime running lights.....41  
4 corner strobes LED (whelen) .....749  
Delivery.....inc  
1 Extra key without remote.....95  
Municipal license & title .....128

**TOTAL.....\$29931**

**NOTE: Required options to increase payload to 2540lbs**

Heavy duty payload package.....1380  
HD payload requires 163" wheelbase 8' bed.....290

**TOTAL WITH HD PAYLOAD PACKAGE....\$31601**

Please call me with any questions

Bill Wackerlin

Commercial sales

630-584-1800



Currie Motors Frankfort Inc  
9423 W Lincoln Hwy, Frankfort, Illinois, 604231388  
Office: 708-479-1100

## Customer Proposal

---

**Prepared for:**

Mr. Mike Shortall  
City Of St. Charles

**Prepared by:**

THOMAS SULLIVAN  
Office: 708-479-1100

**Date:** 10/20/2017

**Vehicle:** 2018 F-150 XL  
4x4 SuperCab Styleside 8' box 163" WB





Currie Motors Frankfort Inc  
9423 W Lincoln Hwy, Frankfort, Illinois, 604231388  
Office: 708-479-1100

**2018 F-150, SuperCab Styleside**  
4x4 SuperCab Styleside 8' box 163" WB XL(X1E)  
Price Level: 815

### Major Equipment

(Based on selected options, shown at right)

5.0L V-8 DOHC w/port/direct injection 395hp  
10 speed automatic w/OD

- \* Auto stop-start feature
- \* 4-wheel ABS
- \* Electric parking brake
- \* LT 245/70R17 E BSW AT S-rated tires
- \* Advance Trac w/Roll Stability Control
- \* Tinted glass
- \* Bluetooth wireless streaming
- \* Dual power remote mirrors
- \* 17 x 7.5 steel wheels
- \* Driver and front passenger seat mounted side airbags
- \* SecuriLock immobilizer
- \* Underseat ducts
- \* 60-40 folding rear split-bench
- \* Audio control on steering wheel
- \* Front axle capacity: 3750 lbs.
- \* Front spring rating: 3750 lbs.
- \* Frame section modulus: 6.3 cu.in.

Exterior:Oxford White  
Interior:Medium Earth Gray

- \* Rear locking differential driver selectable
- \* Brake assistance
- \* Traction control
- \* Battery with run down protection
- \* Air conditioning
- \* AM/FM stereo with seek-scan, external memory control
- \* Daytime running
- \* Variable intermittent wipers
- \* Dual front airbags
- \* Airbag occupancy sensor
- \* Tachometer
- \* Reclining front split-bench seats
- \* Running boards
- \* Class IV hitch
- \* Rear axle capacity: 4800 lbs.
- \* Rear spring rating: 4550 lbs.
- \* Frame Yield Strength 49300 psi

### Fuel Economy

**City**  
16 mpg



**Hwy**  
22 mpg

### Selected Options

MSRP

STANDARD VEHICLE PRICE	\$37,150.00
Equipment Group 100A Base	N/C
Engine: 5.0L V8	Included
Transmission: Electronic 10-Speed Automatic	Included
163" Wheelbase	STD
Radio: AM/FM Stereo w/6 Speakers	Included
Monotone Paint Application	STD
Oxford White	N/C
Vinyl 40/20/40 Front Seat	N/C
Medium Earth Gray	N/C
Spray-In Bedliner (Pre-Installed)	\$495.00
Black Platform Running Boards	\$250.00
Cruise Control	\$225.00
Daytime Running Lamps	\$45.00
SYNC	\$420.00
XL Power Equipment Group	\$1,170.00
- Option Discount	-\$500.00
Power Glass Sideview Mirrors w/Black Skull Caps	Included
Illuminated Entry	Included
MyKey	Included
Perimeter Alarm	Included

Prices and content availability as shown are subject to change and should be treated as estimates only. Actual base vehicle, package and option pricing may vary from this estimate because of special local pricing, availability or pricing adjustments not reflected in the dealer's computer system. See salesperson for the most current information.

Prepared for: Mr. Mike Shortall, City Of St. Charles  
By: THOMAS SULLIVAN Date: 10/20/2017



Currie Motors Frankfort Inc  
9423 W Lincoln Hwy, Frankfort, Illinois, 604231388  
Office: 708-479-1100

**2018 F-150, SuperCab Styleside**  
4x4 SuperCab Styleside 8' box 163" WB XL(X1E)  
Price Level: 815

Power Door Locks	Included
Power Tailgate Lock	Included
Power Front & Rear Windows	Included
Trailer Tow Package (Fleet)	\$595.00
Auxiliary Transmission Oil Cooler	Included
Engine Oil Cooler	Included
Class IV Trailer Hitch Receiver	Included
Upgraded Front Stabilizer Bar	Included
Heavy-Duty Payload Package	\$1,500.00
GVWR: 7,600 lbs Payload Package	Included
Electronic Locking w/3.73 Axle Ratio	Included
Extended Range 36 Gallon Fuel Tank	Included
Tires: LT245/70R17E BSW A/T	Included
Wheels: 17" Silver Steel w/627	Included
Integrated Trailer Brake Controller	\$275.00
Reverse Sensing System	\$275.00
<hr/>	
SUBTOTAL	\$41,900.00
Destination Charge	\$1,295.00
<hr/>	
<b>TOTAL</b>	<b>\$43,195.00</b>

Prices and content availability as shown are subject to change and should be treated as estimates only. Actual base vehicle, package and option pricing may vary from this estimate because of special local pricing, availability or pricing adjustments not reflected in the dealer's computer system. See salesperson for the most current information.

Prepared for: Mr. Mike Shortall, City Of St. Charles  
By: THOMAS SULLIVAN Date: 10/20/2017



## Selected Options

Code	Description	MSRP
<b>Base Vehicle</b>		
X1E	Base Vehicle Price (X1E)	\$37,150.00
<b>Packages</b>		
100A	Equipment Group 100A Base <i>Includes:</i> - Engine: 5.0L V8 Includes auto start-stop technology and flex-fuel capability, - Transmission: Electronic 10-Speed Automatic Includes selectable drive modes: normal/tow-haul/snow-wet/EcoSelect/sport. - Radio: AM/FM Stereo w/6 Speakers Includes auxiliary audio input jack (not available with SYNC).	N/C
<b>Powertrain</b>		
995	Engine: 5.0L V8  LATE AVAILABILITY for flex-fuel capability. <i>Includes auto start-stop technology and flex-fuel capability,</i>	Included
44G	Transmission: Electronic 10-Speed Automatic <i>Includes selectable drive modes: normal/tow-haul/snow-wet/EcoSelect/sport.</i>	Included
XL6	Electronic Locking w/3.73 Axle Ratio	Included
NONGV3	GVWR: 7,600 lbs Payload Package	Included
<b>Wheels &amp; Tires</b>		
T7C	Tires: LT245/70R17E BSW A/T	Included
64W	Wheels: 17" Silver Steel w/627	Included
<b>Seats &amp; Seat Trim</b>		
A	Vinyl 40/20/40 Front Seat	N/C
<b>Other Options</b>		
163WB	163" Wheelbase	STD
STDRD	Radio: AM/FM Stereo w/6 Speakers <i>Includes auxiliary audio input jack (not available with SYNC).</i>	Included
53B	Class IV Trailer Hitch Receiver  Ordering the Trailer Tow Package does not include Integrated Brake Controller (67T). Integrated Brake Controller (67T) is a standalone option and must be ordered separately. <i>Includes towing capability up to 5,000 lbs. on 3.3L V6 PFDI engine (99B) and 2.7L EcoBoost engine (99P) or up to 7,000 lbs. on 3.5L EcoBoost engine (99G) and 5.0L V8 engine (995), smart trailer tow connector and 4-pin/7-pin wiring harness.</i>	Included

Prices and content availability as shown are subject to change and should be treated as estimates only. Actual base vehicle, package and option pricing may vary from this estimate because of special local pricing, availability or pricing adjustments not reflected in the dealer's computer system. See salesperson for the most current information.





## Selected Options (cont'd)

Code	Description	MSRP
53A__	Trailer Tow Package (Fleet)	\$595.00
	Ordering the Trailer Tow Package does not include Trailer Tow Mirrors. Trailer Tow Mirrors are a standalone option and must be ordered separately. (Option Code: 54M or 54Y/59S). Ordering the Trailer Tow Package does not include Integrated Brake Controller (67T). Integrated Brake Controller (67T) is a standalone option and must be ordered separately.	
	<i>Towing capability up to 11,100 lbs.</i>	
	<i>Includes:</i>	
	- Auxiliary Transmission Oil Cooler	
	- Engine Oil Cooler	
	- Class IV Trailer Hitch Receiver	
	<i>Includes towing capability up to 5,000 lbs. on 3.3L V6 PFDI engine (99B) and 2.7L EcoBoost engine (99P) or up to 7,000 lbs. on 3.5L EcoBoost engine (99G) and 5.0L V8 engine (995), smart trailer tow connector and 4-pin/7-pin wiring harness.</i>	
	- Upgraded Front Stabilizer Bar	
627	Heavy-Duty Payload Package	\$1,500.00
	<i>Includes 9.75" gearset and upgraded springs.</i>	
	<i>Includes:</i>	
	- GVWR: 7,600 lbs Payload Package	
	- Electronic Locking w/3.73 Axle Ratio	
	- Extended Range 36 Gallon Fuel Tank	
	- Tires: LT245/70R17E BSW A/T	
	- Auxiliary Transmission Oil Cooler	
	- Wheels: 17" Silver Steel w/627	
18B	Black Platform Running Boards	\$250.00
67T	Integrated Trailer Brake Controller	\$275.00
PAINT	Monotone Paint Application	STD
76R	Reverse Sensing System	\$275.00
96W	Spray-In Bedliner (Pre-Installed)	\$495.00
	<i>Custom Accessory.</i>	

## Fleet Options

85A	XL Power Equipment Group	\$1,170.00
	- Option Discount	-\$500.00
	REQUIRES valid FIN code.	
	<i>Includes:</i>	
	- Power Glass Sideview Mirrors w/Black Skull Caps	
	<i>Includes manual-folding.</i>	
	- Illuminated Entry	
	- MyKey	
	- Perimeter Alarm	
	- Power Door Locks	
	<i>Includes flip key and integrated key transmitter keyless-entry (includes Autolock).</i>	
	- Power Tailgate Lock	
	- Power Front & Rear Windows	
52P	SYNC	\$420.00
	REQUIRES valid FIN code.	
	<i>Includes enhanced voice recognition communication and entertainment system, 911 assist, 4.2" LCD display in center stack, Applink and 1 smart charging USB port.</i>	
942	Daytime Running Lamps	\$45.00

Prices and content availability as shown are subject to change and should be treated as estimates only. Actual base vehicle, package and option pricing may vary from this estimate because of special local pricing, availability or pricing adjustments not reflected in the dealer's computer system. See salesperson for the most current information.



## Selected Options (cont'd)

Code	Description	MSRP
	REQUIRES valid FIN code.	
	<i>Non-controllable.</i>	
50S	Cruise Control	\$225.00
	REQUIRES valid FIN code.	
<b>Interior Colors</b>		
AG_02	Medium Earth Gray	N/C
<b>Primary Colors</b>		
YZ_01	Oxford White	N/C
<b>Upfit Options</b>		
A-01	4-Corner LED Strokes	\$795.00
K-01	Extra Key	\$95.00
P-01	Municipal Plates/Title-Shipped	\$203.00
SUBTOTAL		\$42,993.00
Destination Charge		\$1,295.00
TOTAL		\$44,288.00

Prices and content availability as shown are subject to change and should be treated as estimates only. Actual base vehicle, package and option pricing may vary from this estimate because of special local pricing, availability or pricing adjustments not reflected in the dealer's computer system. See salesperson for the most current information.

Prepared for: Mr. Mike Shortall, City Of St. Charles  
By: THOMAS SULLIVAN Date: 10/20/2017





## Warranty - Standard Equipment & Specs

### Warranty

#### *Basic*

Distance	36000 miles	Months	36 months
----------	-------------	--------	-----------

#### *Powertrain*

Distance	60000 miles	Months	60 months
----------	-------------	--------	-----------

#### *Corrosion Perforation*

Distance	Unlimited miles	Months	60 months
----------	-----------------	--------	-----------

#### *Roadside Assistance*

Distance	60000 miles	Months	60 months
----------	-------------	--------	-----------

Prices and content availability as shown are subject to change and should be treated as estimates only. Actual base vehicle, package and option pricing may vary from this estimate because of special local pricing, availability or pricing adjustments not reflected in the dealer's computer system. See salesperson for the most current information.

Prepared for: Mr. Mike Shortall, City Of St. Charles  
By: THOMAS SULLIVAN Date: 10/20/2017



Currie Motors Frankfort Inc  
9423 W Lincoln Hwy, Frankfort, Illinois, 604231388  
Office: 708-479-1100

**2018 F-150, SuperCab Styleside**  
4x4 SuperCab Styleside 8' box 163" WB XL(X1E)  
Price Level: 815

## Pricing - Single Vehicle

### MSRP

#### *Vehicle Pricing*

Base Vehicle Price	\$37,150.00
Options & Colors	\$4,750.00
Upfitting	\$1,093.00
Destination Charge	\$1,295.00

#### *Discount Adjustments*

Discount	-\$13,699.00
----------	--------------

---

Total	\$30,589.00
-------	-------------

---

Customer Signature

---

Acceptance Date

Prices and content availability as shown are subject to change and should be treated as estimates only. Actual base vehicle, package and option pricing may vary from this estimate because of special local pricing, availability or pricing adjustments not reflected in the dealer's computer system. See salesperson for the most current information.

Prepared for: Mr. Mike Shortall, City Of St. Charles  
By: THOMAS SULLIVAN Date: 10/20/2017

# **WRIGHT** AUTOMOTIVE

RICK CRUSE  
Government Fleet Manager  
(217) 827-4245

## **2018 Ford F-150** *Super Cab*

---

State of Illinois Contract 4018026



**4x2 \$20,040 • 4x4 \$22,737**

CUT OFF DATE 09/30/2017

# 2018 Ford F-150

## *Super Cab*

### standard equipment



#### MECHANICAL

- 5.0L V8 with Flex-Fuel
- Axle, Front – Independent Front Suspension (IFS)
- Brakes – 4-Wheel Disc with ABS
- Electronic Six-Speed Automatic Transmission
- Springs, Front – Coil
- Springs, Rear – Leaf, Two-Stage Variable Rate
- Stabilizer Bar, Front
- Steering – Power, Rack-and-Pinion

#### EXTERIOR

- Bumper and Fascia, Front – Black
- Bumper, Rear – Black
- Cargo Lamp – integrated with Center High-mounted Stop Lamp (CHMSL)
- Easy Fuel® Capless Fuel-Filler
- Exhaust – Single Rear
- F-150 Fender Badge
- Fully Boxed Steel Frame
- Grille – Black Three Bar Style with Black Nostrils and Black Surround
- Halogen Headlamps
- Handles, Black – Door and Tailgate
- Hooks – Pickup Box Tie-Down, four (4)
- Hooks – Front Tow 4x4, two (2)
- Mirrors, Sideview – Manual-folding, Dual Manual Glass with Black Skull Caps
- Spare Tire/Wheel Lock
- Stone Cuffs, Front & Rear
- Tailgate – removable with key lock
- Tires – 265/70R 17 OWL all-terrain tires (A/T) 4x4
- Wheels – 17" Silver Steel
- Wipers – Intermittent speed

#### INTERIOR/COMFORT

- 1<sup>st</sup> Row Manual Windows
- Airbags – Driver and Passenger Front
- AM/FM Stereo
- Black Vinyl Floor Covering
- Dome Light
- Fade-to-Off Interior Lighting
- Gauges and Meters – Fuel, Oil Pressure, Transmission Temperature and Engine Coolant Temperature Gauges; Speedometer, Odometer and Tachometer
- Grab Handles – Front – A-Pillar, Driver and Passenger Side
- Horn – Dual Note
- Illuminated Entry
- Manual Air Conditioning, Single Zone
- Manual Locks
- Outside Temperature Display
- Powerpoint 12V – Front
- Rear Window with Fixed Glass and Solar Tint
- Rearview Mirror, Day/Night
- Scuff Plate, Driver and Front-Passenger Doors
- Seat, Front – Cloth 40/20/40
- Seat Belts, Active Restraint System (ARS)
- Steering Wheel, Black Urethane – Manual Tilt/Telescoping and Manual Locking
- Tire Pressure Monitoring System (TPMS)
- Visor, Driver Side; Visor with Mirror, Passenger Side

#### Fuel Tanks

- Standard Range 23-Gallon



# 2018 Ford F-150

## Super Cab

### option list



___ 8-foot Bed For Super Cab .....	\$333	___ 54R/59S HEATED MIRRORS/LED SPOTS	\$475.00
___ 99M-3.5L V6 FFV (N/A w/long bed).....	(\$500)	___ 655-Ext. Range Tank .....	\$380
___ 50S-Cruise Control .....	\$192	___ 63T-Tailgate Step.....	\$375
___ REMOTE START .....	\$ 650	___ 85H-Back-Up Alarm .....	\$120
___ XL3 3.31 Limited Slip (V8 Only).....	\$397	___ 67T-Trailer Brake Control, Reg 53A Tow Pk .....	\$260
___ 53A-Tow Package.....	\$422	___ 76R-Reverse-Sensing	REG TOW PK \$260
___ Extra Key.....	\$70	___ 68P-Snow Plow Prep .....	\$50
___ 85A-Power Windows AND LOCKS GROUP.....	\$998	___ 57Q-Rear Window Defroster W/PRIVACY GLASS	\$300
___ 413-Skid Plates (4x4 Only) .....	\$137	___ 435-Power Sliding Window .....	\$400
___ 153-License Bracket.....	N/C	___ 942-Daytime Running Lights .....	\$42
___ 168-Carpet Floor Mats .....	\$150	___ 41H-Engine Block Heater .....	\$90
___ 47R-Rubber Floor Mats.....	\$120	___ Front and Rear Mud Flaps, Flat .....	\$180
___ 16G-Vinyl Flooring, Black.....	N/C	___ 4 Corner Strokes (LED).....	\$660
___ 76C-Rear View Cam, Reg 85A Power Group .....	\$240	___ Delivery, 1 Unit .....	\$275
___ 86A-Chrome Package .....	\$750	___ Delivery, 2 or More .....	\$225
___ 58B-Single CD with AM/FM Radio .....	\$280	___ Title .....	\$95
___ 96W-Spray-In Bed Liner .....	\$475	___ Doc Fee/CVR .....	\$150
___ 63S-Bed Step .....	\$320	___ Transfer Plates .....	\$25
___ 18B-Running Boards, Black Flat .....	\$280	___ New Plates, Passenger .....	\$101
___ 52P-Sync.....REG 50S CRUISE CONTROL	\$400	___ Sheriff Plates .....	\$8.00
___ Spot Light .....	\$265	___ M Plates .....	\$8.00
___ 58C-Sirius/XM Satellite.....	\$480	___ MP Plates.....	\$8.00

# 2018 Ford F-150

## *Super Cab*

---

### color options

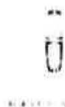


#### EXTERIOR

- ☐ PQ–Race Red ..... N/C
- ☐ N6 –Blue lightning.....N/C
- ☐ .....N/C
- ☐ D1 STONE GRAY.....N/C
- ☐ N1–Blue Jean Metallic ..... N/C
- ☐ G1 –SHADOW Black Metallic.....N/C
- ☐ J7–Magnetic ..... N/C
- ☐ UX–Ingot Silver Metallic..... N/C
- ☐ YZ–Oxford White..... N/C

#### INTERIOR

- ☐ AG–Medium Earth Gray, Vinyl .....N/C
- ☐ CG–Medium Earth Gray, Cloth.....N/C



CHRYSLER



RAM

## RICK CRUSE- FLEET SALES MANAGER

### WRIGHT AUTOMOTIVE

ROUTES 127 & 185 P.O. BOX 279

HILLSBORO, IL 62049

E-MAIL: [rcruse@wrightautomotive.com](mailto:rcruse@wrightautomotive.com)

Phone: (217) 532-3921 Direct: (217) 608-2227 Fax: (217) 608-2111 Cell: (217) 827-4245

Toll Free: (866) 532-3921

\_\_\_\_\_ **2018 Ford F-150** *Super Cab4x2*  
\_\_\_\_\_ **2018 Ford F-150** *Super Cab4x4*

ORDERING AGENCY: \_\_\_\_\_

CONTACT PERSON: \_\_\_\_\_

FORD FLEET# \_\_\_\_\_ DODGE FLEET# \_\_\_\_\_

PURCHASE ORDER# \_\_\_\_\_

QUANTITY: \_\_\_\_\_ COST EACH: \_\_\_\_\_

ADDRESS: \_\_\_\_\_

CITY: \_\_\_\_\_

ZIP: \_\_\_\_\_ TAX EXEMPT# \_\_\_\_\_

PHONE# \_\_\_\_\_ FAX# \_\_\_\_\_

TOTAL ORDER COST: \_\_\_\_\_

Please mail order to:  
Wright Automotive, Inc.  
Hillsboro, IL 62049

Fax orders to:  
(217) 532-2887

PLEASE SUBMIT THIS FORM WITH YOUR ORDER

**\*PAYMENT DUE UPON DELIVERY\***

# WRIGHT AUTOMOTIVE, INC.

## TRADE INFORMATION

**RICK CRUSE- FLEET SALES MANAGER**

Phone: (217) 532-3921 Direct: (217) 608-2227 Fax: (217) 608-2111 Cell: (217) 827-4245

Toll Free: (866) 532-3921

ORDERING AGENCY: \_\_\_\_\_ CONTACT: \_\_\_\_\_

ADDRESS: \_\_\_\_\_ CITY/STATE/ZIP: \_\_\_\_\_

PHONE: \_\_\_\_\_ FAX: \_\_\_\_\_

TRADE VALUE: \_\_\_\_\_

### VEHICLE INFORMATION

YEAR \_\_\_\_\_ MAKE \_\_\_\_\_ MODEL/BODY STYLE \_\_\_\_\_

COLOR \_\_\_\_\_ VIN# (17 DIGITS) \_\_\_\_\_

ENGINE \_\_\_\_\_ TRANSMISSION \_\_\_\_\_

MILEAGE \_\_\_\_\_ 4X4 TRUCK \_\_\_\_\_ 4X2 TRUCK \_\_\_\_\_

### **EQUIPMENT (CHECK ITEMS)**

K-9 UNIT YES \_\_\_\_\_ NO \_\_\_\_\_

\_\_\_ Air Conditioning      \_\_\_ Cruise Control      Other (List Items) \_\_\_\_\_

\_\_\_ Tilt Wheel      \_\_\_ Power Mirrors      \_\_\_\_\_

\_\_\_ Power Windows      \_\_\_ Spotlight      \_\_\_\_\_

\_\_\_ Power Locks      \_\_\_ Bucket Seats      \_\_\_\_\_

\_\_\_ AM/FM Radio      \_\_\_ Cassette      \_\_\_\_\_

**You may e-mail pictures to:**  
**[rcruse@wrightautomotive.com](mailto:rcruse@wrightautomotive.com)**  
**We will trade for anything!**



**WRIGHT AUTOMOTIVE**  
**RICK CRUSE**  
**GOVERNMENT FLEET MANAGER**

**Agency Account - Authorized Signature Form**

FISCAL YEAR: \_\_\_\_\_ to \_\_\_\_\_

Instructions: Fill in the requested information and return with the order form. This must be signed for New/Renewal Orders. This form will be used to verify signatures on any Incoming documents related to the account listed.

Note: Agency Accounts and their officers are responsible for any financial obligations incurred by the organization. Only those persons signing this form (Below) are considered authorized signers for the account.

Authorized by: \_\_\_\_\_ Date: \_\_\_\_\_

PrintName: \_\_\_\_\_ Title: \_\_\_\_\_



**Registration No. 10275**

**Wright Automotive, Inc.**

11159 IL RT 185  
P.O. BOX 279  
Hillsboro, IL 62049

Information for this business last updated on:

Friday, November 30, 2012

Certificate produced on Friday, November 30, 2012 at 2:14 PM





Pat Quinn, Governor  
Rocco J. Claps, Director

IDHR #: 116789-00  
Date Eligible: 02/28/2008  
Expires on: 02/28/2017

Rick Cruse  
Wright Automotive, Inc.  
RT. 127 & 185 P.O. Box 279  
Hillsboro, IL 62049

## **CONFIRMATION OF EXISTING/RENEWAL REGISTRATION**

The Illinois Department of Human Rights, Public Contracts Unit, acknowledges receipt of an Employer Report form (PC-1) filed by your organization.

Review of our records indicates that your organization previously registered with the Department of Human Rights and has been assigned the IDHR Number appearing above. This registration remains in effect until the expiration date appearing above. It is not necessary to submit a new form each time you bid on a state contract.

**DO NOT LOSE THIS NOTICE. KEEP IT WITH OTHER IMPORTANT ORGANIZATIONAL DOCUMENTS.** Also, please keep the following in mind:

1. The IDHR Bidder Eligibility Number is valid for all bids submitted to any agency of the State of Illinois or other contracting agency that has adopted our registration requirement.
2. An eligible bidder's registration remains in effect until the expiration date unless it is revoked by the Department upon finding that the eligible bidder has committed a civil rights violation.
3. An eligible bidder may relinquish its eligibility by notifying the Department in writing at the above address.
4. The Department must be notified in writing of any change to the eligible bidder's name, address, telephone number, or form of organization. Such changes may render the bidder's registration invalid and may require the filing of a new Employer Report Form with the Department. The Number is not transferable and becomes invalid upon dissolution of the business.

Should you have any questions concerning this notice, please contact the Public Contracts Unit at the above address or telephone at 312-814-2431.

IDHR PCU (01-2010)

**Request for Taxpayer  
Identification Number and Certification**

Give Form to the  
requester. Do not  
send to the IRS.

Print or type  
See Specific Instructions on page 2.

Name (as shown on your income tax return) <b>WRIGHT AUTOMOTIVE, INC.</b>	
Business name/disregarded entity name, if different from above	
Check appropriate box for federal tax classification: <input type="checkbox"/> Individual/sole proprietor <input type="checkbox"/> C Corporation <input checked="" type="checkbox"/> S Corporation <input type="checkbox"/> Partnership <input type="checkbox"/> Trust/estate  <input type="checkbox"/> Limited liability company. Enter the tax classification (C=C corporation, S=S corporation, P=partnership) ▶  <input type="checkbox"/> Other (see instructions) ▶	
<input type="checkbox"/> Exempt payee	
Address (number, street, and apt. or suite no.) <b>ROUTES 127 &amp; 185 P. O. BOX 279</b>	Requester's name and address (optional)
City, state, and ZIP code <b>HILLSBORO, IL 62049</b>	
List account number(s) here (optional)	

**Part I Taxpayer Identification Number (TIN)**

Enter your TIN in the appropriate box. The TIN provided must match the name given on the "Name" line to avoid backup withholding. For individuals, this is your social security number (SSN). However, for a resident alien, sole proprietor, or disregarded entity, see the Part I instructions on page 3. For other entities, it is your employer identification number (EIN). If you do not have a number, see *How to get a TIN* on page 3.

**Note.** If the account is in more than one name, see the chart on page 4 for guidelines on whose number to enter.


Social security number								
			-				-	
Employer identification number								
3	7		-	0	9	2	4	5 7 6

**Part II Certification**

Under penalties of perjury, I certify that:

- The number shown on this form is my correct taxpayer identification number (or I am waiting for a number to be issued to me), and
- I am not subject to backup withholding because: (a) I am exempt from backup withholding, or (b) I have not been notified by the Internal Revenue Service (IRS) that I am subject to backup withholding as a result of a failure to report all interest or dividends, or (c) the IRS has notified me that I am no longer subject to backup withholding, and
- I am a U.S. citizen or other U.S. person (defined below).

**Certification instructions.** You must cross out item 2 above if you have been notified by the IRS that you are currently subject to backup withholding because you have failed to report all interest and dividends on your tax return. For real estate transactions, item 2 does not apply. For mortgage interest paid, acquisition or abandonment of secured property, cancellation of debt, contributions to an individual retirement arrangement (IRA), and generally, payments other than interest and dividends, you are not required to sign the certification, but you must provide your correct TIN. See the instructions on page 4.

**Sign Here**      Signature of U.S. person ▶       Date ▶ **12/05/12**

**General Instructions**

Section references are to the Internal Revenue Code unless otherwise noted.

**Purpose of Form**

A person who is required to file an information return with the IRS must obtain your correct taxpayer identification number (TIN) to report, for example, income paid to you, real estate transactions, mortgage interest you paid, acquisition or abandonment of secured property, cancellation of debt, or contributions you made to an IRA.

Use Form W-9 only if you are a U.S. person (including a resident alien), to provide your correct TIN to the person requesting it (the requester) and, when applicable, to:

- Certify that the TIN you are giving is correct (or you are waiting for a number to be issued).
- Certify that you are not subject to backup withholding, or
- Claim exemption from backup withholding if you are a U.S. exempt payee. If applicable, you are also certifying that as a U.S. person, your allocable share of any partnership income from a U.S. trade or business is not subject to the withholding tax on foreign partners' share of effectively connected income.

**Note.** If a requester gives you a form other than Form W-9 to request your TIN, you must use the requester's form if it is substantially similar to this Form W-9.

**Definition of a U.S. person.** For federal tax purposes, you are considered a U.S. person if you are:

- An individual who is a U.S. citizen or U.S. resident alien,
- A partnership, corporation, company, or association created or organized in the United States or under the laws of the United States,
- An estate (other than a foreign estate), or
- A domestic trust (as defined in Regulations section 301.7701-7).

**Special rules for partnerships.** Partnerships that conduct a trade or business in the United States are generally required to pay a withholding tax on any foreign partners' share of income from such business. Further, in certain cases where a Form W-9 has not been received, a partnership is required to presume that a partner is a foreign person, and pay the withholding tax. Therefore, if you are a U.S. person that is a partner in a partnership conducting a trade or business in the United States, provide Form W-9 to the partnership to establish your U.S. status and avoid withholding on your share of partnership income.



WRIGHT AUTOMOTIVE, INC.



CITY OF ST CHARLES

2018 FORD F150 S/CAB 4X4  
LONG BED  
HEAVY DUTY PAYLOAD PK  
POWER GROUP  
CRUISE CONTROL  
SYNC  
RUBBER MATS  
BED LINER SPRAYED  
RUNNING BOARDS  
REVERSE SENSING  
TRAILER BRAKE CONTROLLER  
TRAILER TOW PK  
BACK UP CAMERA  
DAYTIME RUNNING LIGHT  
4 CORNER LED  
1 EXTRA KEY  
M-PLATES, TITLE  
DELIVERY TO ST CHARLES

**\$ 30,585.00**

**WRIGHT AUTOMOTIVE INC**

**RICK CRUSE FLEET MANAGER**

P.O. Box 279  
11159 Illinois Route 185  
Hillsboro, IL 62049

(217) 532-3921 Phone  
(217) 532-2887 Fax  
[www.wrightautomotive.com](http://www.wrightautomotive.com)



**AGENDA ITEM EXECUTIVE SUMMARY**

Agenda Item number: 5c

Title:

Recommendation to approve a Resolution Authorizing the Mayor and City Clerk of the City of St. Charles to Approve the Purchase of Treated and Untreated Rock Salt from Compass Minerals through the State of Illinois Joint Purchasing Program for Fiscal Year 2017/2018.

Presenter:

Michael Shortall, Purchasing and Inventory Control Division Manager

Meeting: Government Operations Committee

Date: November 6, 2017

Proposed Cost: \$231,760

Budgeted Amount: \$340,000

Not Budgeted: ☐**Executive Summary** (*if not budgeted please explain*):

The City was recently notified that we are eligible to purchase rock salt through the State of Illinois' Joint Purchasing Program. The State's 2017/2018 contract for clean rock salt was awarded to Compass Minerals America Inc. of Overland Park, Kansas at a price of **\$45.91** per ton. Our order is for **4,000** tons. As in prior years, we will have an obligation to purchase 80% of the order quantity and the supplier is obligated to sell the City a maximum 120% of our order.

Additionally, the City has desired to use a treated salt mixture that includes a liquid deicer. The cost for the treated salt is an additional **\$16.04** per ton, for a total cost of **\$61.95** per ton. This compares to last year's total cost of **\$80.39** per ton.

Under the FY 16/17 contract, we purchased 1,711 tons of treated salt and 2,438 tons of untreated salt, for a total of **4,149** tons at a total cost of **\$296,950**. Based on an estimated order of 3,000 tons of treated salt and 1,000 tons untreated salt for FY 17/18, we project a total cost of **\$231,760**.

**Attachments** (*please list*):

Resolution

State of Illinois Letter of intent

Compass Mineral Letter of intent

**Recommendation/Suggested Action** (*briefly explain*): Recommendation to approve a Resolution Authorizing the Mayor and City Clerk of the City of St. Charles to Approve the Purchase of Treated and Untreated Rock Salt from Compass Minerals through the State of Illinois Joint Purchasing Program for Fiscal Year 2017/2018.

**City of St. Charles, Illinois**  
**Resolution No. \_\_\_\_\_**

**A Resolution Authorizing the Mayor and City Clerk of the City of St. Charles to Approve the Purchase of Treated and Untreated Rock Salt from Compass Minerals through the State of Illinois Joint Purchasing Program for Fiscal Year 2017/2018.**

**Presented & Passed by the  
City Council on \_\_\_\_\_, 2017**

BE IT RESOLVED by the Mayor and City Council of the City of St. Charles, Kane and DuPage Counties, Illinois, that the Mayor and City Clerk be and the same are hereby authorized to Approve the Purchase of Treated and Untreated Rock Salt from Compass Minerals through the State of Illinois Joint Purchasing Program for Fiscal Year 2017/2018.

PRESENTED to the City Council of the City of St. Charles, Illinois, this \_\_\_\_\_ day of November, 2017

PASSED by the City Council of the City of St. Charles, Illinois, this \_\_\_\_\_ day of November, 2017

APPROVED by the Mayor of the City of St. Charles, Illinois, this \_\_\_\_\_ day of November, 2017

\_\_\_\_\_  
Raymond P. Rogina, Mayor

ATTEST:

\_\_\_\_\_  
City Clerk


COUNCIL VOTE:

Ayes:

Nays:

Absent:

Abstain:

	<b>AGENDA ITEM EXECUTIVE SUMMARY</b>		Agenda Item number: 5d
	Title:	Recommendation to approve a Resolution Authorizing the Disposal of One Lot of Retired Scrap Switchgear and Transformers Owned by the City of St. Charles	
	Presenter:	Michael Shortall, Purchasing and Inventory Control Division Manager	
Meeting: Government Operations Committee		Date: November 6, 2017	
Proposed Cost: \$ N/A		Budgeted Amount: \$ N/A	Not Budgeted: <input type="checkbox"/>
<b>Executive Summary</b> <i>(if not budgeted please explain):</i>  <p>We are seeking approval to dispose of one lot of retired scrap transformers and switchgear. RFQ's will be sent out to qualified companies and the highest quote will be awarded the sale. Money received from this transaction will be credited to the Electric Fund.</p>			
<b>Attachments</b> <i>(please list):</i> <p>Detailed list of Transformers and switchgear to be disposed. Resolution</p>			
<b>Recommendation/Suggested Action</b> <i>(briefly explain):</i> <p>Recommendation to approve a Resolution Authorizing the Disposal of One Lot of Retired Scrap Switchgear and Transformers Owned by the City of St. Charles.</p>			



**City of St. Charles, Illinois**  
**Resolution No. \_\_\_\_\_**

**A Resolution Authorizing the Disposal of One Lot of Retired Scrap  
Switchgear and Transformers Owned by the City of St. Charles**

**Presented & Passed by the  
City Council on \_\_\_\_\_**

**WHEREAS**, in the opinion of at least three-fourths of the Corporate authorities of the City of St. Charles, it is no longer necessary or useful to or for the best interest of the City of St. Charles to retain certain scrap property now owned by the City of St. Charles and hereinafter;

**NOW, THEREFORE, BE IT RESOLVED** by the City Council of the City of St. Charles, Kane and DuPage Counties, Illinois as follows:

1. Pursuant to Illinois Compiled Statutes, 65ILCS 5/11-76-4, the City Council finds that the following scrap property now owned by the City of St. Charles is no longer necessary or useful to the City of St. Charles and the best interests of the City of St. Charles will be served by its sale:

Disposal of One Lot of Retired Scrap Switchgear and Transformers

2. Pursuant to said Section 65ILCS 5/11-76-4, the Purchasing and Inventory Control Division Manager be, and he is hereby authorized and directed to sell the foregoing described scrap property now owned by the City of St. Charles to the highest respective bidders.

**Presented** to the City Council of the City of St. Charles, Illinois, this \_\_\_\_\_ day of \_\_\_\_\_, 2017.

**Passed** by the City Council of the City of St. Charles, Illinois, this \_\_\_\_\_ day of \_\_\_\_\_, 2017.

**Approved** by the Mayor of the City of St. Charles, Illinois, this \_\_\_\_\_ day of \_\_\_\_\_, 2017.

\_\_\_\_\_  
Raymond P. Rogina, Mayor

Attest:

\_\_\_\_\_  
Charles Amenta, City Clerk

Resolution 2017-\_\_\_\_\_

Page\_\_\_\_\_

**Council Vote:**

Ayes: \_\_\_\_\_

Nays: \_\_\_\_\_

Absent: \_\_\_\_\_

Abstain:\_\_\_\_\_

## Scrap Switchgear 9/12/2017

ID code	QTY	Manufacturer	Notes:	ID code	QTY	Manufacturer	Notes
S-1	1	Elliot		S-18	1	Elliot	
S-2	1	S&C		S-19	1	Elliot	
S-3	1	Fed Pacific		S-20	1	Elliot	
S-4	1	Elliot		S-21	1	Elliot	
S-5	1	S&C		S-22	1	Mc Graw Ed	
S-6	1	S&C		S-23	1	Elliot	
S-7	1	S&C		S-24	1	Fed Pacific	
S-8	1	S&C		S-25	1	S&C	
S-9	1	Elliot		S-26	1	S&C	
S-10	1	S&C		S-27	1	Elliot	
S-11	1	Cooper	This unit has oil in it.	S-28	1	Elliot	
S-12	1	Fed Pacific		S-29	1	Mc Graw Ed	
S-13	1	Elliot		S-30	1	S&C	
S-14	1	Elliot		S-31	1	S&C	
S-15	1	Elliot		S-32	1	Fed Pacific	
S-16	1	Elliot		S-33	1	Fed Pacific	
S-17	1	Elliot		S-34	1	Elliot	

## PAD 9/12/17

ID code	QTY	Manufacturer	Notes:
T-1	1	Westinghouse	1000 KVA
T-2	1	Westinghouse	500 KVA
T-3	1	Westinghouse	1000 KVA
T-4	1	GE	225 KVA
T-5	1	Powell	150 KVA
T-6	1	ABB	500 KVA
T-7	1	RTE	500 KVA
T-8	1	RTE	75 KVA
T-9	1	ABB	50 KVA
T-10	1	Westinghouse	150 KVA
T-11	1	RTE	112.5 KVA
T-12	1	ABB	150 KVA
T-13	1	GE	225 KVA
T-14	1	GE	1000 KVA
T-15	1	RTE	37.5 KVA
T-16	1	ABB	50 KVA
T-17	1	Howard	25 KVA
T-18	1	McGrawed	50 KVA
T-19	1	RTE	37.5 KVA

# POLE 9/12/17

ID code	QTY	Manufacturer	Notes:
T-20	1		37.5 KVA
T-21	1		75 KVA
T-22	1		15 KVA
T-23	1		50 KVA
T-24	1		100 KVA
T-25	1		37.5 KVA
T-26	1		75 KVA
T-27	1		75 KVA
T-28	1		37.5 KVA
T-29	1		50 KVA
T-30	1		50 KVA
T-31	1		37 KVA
T-32	1		37 KVA
T-33	1		25 KVA
T-34	1		50 KVA
T-35	1		50 KVA
T-36	1		50 KVA