

AGENDA
ST. CHARLES CITY COUNCIL MEETING
LORA A. VITEK, MAYOR

MONDAY, OCTOBER 2, 2023 – 7:00 P.M.
CITY COUNCIL CHAMBERS
2 E. MAIN STREET

- 1. Call to Order.**
- 2. Roll Call.**
- 3. Invocation.**
- 4. Pledge of Allegiance.**
- 5. Presentations**
 - Breast Cancer Awareness Month Proclamation
- 6. Omnibus Vote. Items with an asterisk (*) are considered to be routine matters and will be enacted by one motion. There will be no separate discussion on these items unless a council member/citizen so requests, in which event the item will be removed from the consent agenda and considered in normal sequence on the agenda.**
- *7.** Motion to accept and place on file minutes of the regular City Council meeting held September 18, 2023.
- *8.** Motion to approve and hold minutes of the September 18, 2023 Government Operations Committee Executive Session.
- *9.** Motion to approve and authorize issuance of vouchers from the Expenditure Approval List for the period of 9/4/2023 – 9/17/2023 in the amount of \$8,182,558.33.
- *10.** Motion to approve and place on file the Treasurer and Finance Report for period ending August 31, 2023.

I. Old Business

- A.** None

II. New Business

- A. Recommendation for Approval of Amplification and IDOT **Resolution** for the Closure of Main St. (Route 64) for the Holiday Homecoming Parade.
- B. Recommendation to Approve Amplification for and Host the Lighting of Lights on the 1st Street Plaza.

III. Committee Reports

A. Government Operations

- *1. Recommendation to Approve the Closing of Parking Lot J and the 100 Block of Riverside Ave. from 6 a.m. to 5 p.m. on Saturday, October 14, 2023, for the Fire Department Open House Events.
- *2. Recommendation to approve a **Resolution** Authorizing the Mayor to Demand Payment Under a Letter of Credit – The Reserve of St. Charles Subdivision Phase 2.
- *3. Recommendation to Waive the Formal Bid Procedure and approve a **Resolution** to Authorize a Construction Contract with Geneva Construction for Street Pavement Work in The Reserve of St. Charles Subdivision Phase 2.
- *4. Motion to accept and place on file minutes of the September 18, 2023 Government Operations Committee meeting.

B. Government Services

- *1. Motion to approve a **Resolution** Adopting the St. Charles Complete Streets Policy.
- *2. Motion to approve a **Resolution** Awarding the Unit Price Bid for the Sanitary Sewer Lining Program to National Power Rodding.

C. Planning and Development

None

9. Public Comment

10. Additional Items from Mayor, Council or Staff

11. Executive Session

- Personnel – 5 ILCS 120/2(c)(1)
- Pending, Probable or Imminent Litigation – 5 ILCS 120/2(c)(11)
- Property Acquisition – 5 ILCS 120/2(c)(5)
- Collective Bargaining – 5 ILCS 120/2(c)(2)
- Review of Executive Session Minutes – 5 ILCS 120/2(c)(21)

12. Adjournment

ADA Compliance

Any individual with a disability requesting a reasonable accommodation in order to participate in a public meeting should contact the ADA Coordinator, Jennifer McMahon, at least 48 hours in advance of the scheduled meeting. The ADA Coordinator can be reached in person at 2 East Main Street, St. Charles, IL, via telephone at (630) 377 4446 or 800 526 0844 (TDD), or via e-mail at jmcmahon@stcharlesil.gov. Every effort will be made to allow for meeting participation. Notices of this meeting were posted consistent with the requirements of 5 ILCS 120/1 et seq. (Open Meetings Act).

OFFICE OF



THE MAYOR

PROCLAMATION

BREAST CANCER AWARENESS MONTH


- WHEREAS, during **Breast Cancer Awareness Month**, we raise awareness of this life-threatening disease, encourage early detection and support research to find a cure; and
- WHEREAS, breast cancer remains the second leading cause of cancer deaths among women, and both men and women should be aware that age, genetics, and family history are factors that can contribute to the risk of developing this disease; and
- WHEREAS, individuals may help reduce their risk of breast cancer through regular self-exams, clinical breast exams, and mammograms, which are vital since treatments are most effective when breast cancer is detected early; and
- WHEREAS, we join the celebration of survivorship; we honor those who have dedicated their lives to research, education, and treatments; and we acknowledge those women and men who have lost their courageous battle with breast cancer; and
- WHEREAS, we renew our support for increased access to screenings and care; and we promote the innovative research that will usher in a new era in the fight against breast cancer.

NOW, THEREFORE, I, Lora Vitek Mayor of St. Charles, Illinois, do hereby proclaim OCTOBER 2023 as

BREAST CANCER AWARENESS MONTH

in the City of St. Charles, Illinois, and encourage our citizens, businesses, educators, and volunteers to support activities and programs that will increase breast cancer awareness. Although there is no cure for this disease, there is HOPE!




Lora A. Vitek, Mayor

MINUTES
ST. CHARLES CITY COUNCIL MEETING
LORA A. VITEK, MAYOR
MONDAY, SEPTEMBER 18, 2023 – 7:00 P.M.
CITY COUNCIL CHAMBERS
2 E. MAIN STREET

1. Call to Order.

The meeting was called to order by Mayor Vitek at 7:01 pm.

2. Roll Call.

Present: Ald. Silkaitis, Ald. Foulkes, Ald. Bongard, Ald. Muenz, Ald. Lencioni, Ald. Gehm, Ald. Pietryla, Ald. Wirball, Ald. Bessner, Ald. Weber

Absent: None

3. Invocation - Ald. Lencioni

4. Pledge of Allegiance.

5. Presentations

6. Motion by Ald. Bessner second by Ald. Wirball to approve the Omnibus Vote.

Items with an asterisk (*) are considered to be routine matters and will be enacted by one motion. There will be no separate discussion on these items unless a council member/citizen so requests, in which event the item will be removed from the consent agenda and considered in normal sequence on the agenda.

Roll Call Vote: Ayes: Ald. Silkaitis, Ald. Foulkes, Ald. Bongard, Ald. Muenz, Ald. Lencioni, Ald. Gehm, Ald. Pietryla, Ald. Wirball, Ald. Bessner, Ald. Weber; Nays: None.

Motion Carried

***7. Motion by Ald. Bessner second by Ald. Wirball to accept and place on file minutes of the regular City Council meeting held September 5, 2023.**

Roll Call Vote: Ayes: Ald. Silkaitis, Ald. Foulkes, Ald. Bongard, Ald. Muenz, Ald. Lencioni, Ald. Gehm, Ald. Pietryla, Ald. Wirball, Ald. Bessner, Ald. Weber; Nays: None.

Motion Carried

8. Motion by Ald. Lencioni second by Ald. Wirball to continue to maintain confidentiality of minutes of the City Council, Government Operations Committee, Government Services Committee, and Planning & Development Committee executive session meeting minutes for previous meetings.

Roll Call Vote: Ayes: Ald. Silkaitis, Ald. Foulkes, Ald. Bongard, Ald. Muenz, Ald. Lencioni, Ald. Gehm, Ald. Pietryla, Ald. Wirball, Ald. Bessner, Ald. Weber; Nays: None.

Motion Carried

- *9. Motion by Ald. Bessner second by Ald. Wirball to approve and authorize issuance of vouchers from the Expenditure Approval List for the period of 8/21/2023 – 9/3/2023 in the amount of \$3,511,580.20.

Roll Call Vote: Ayes: Ald. Silkaitis, Ald. Foulkes, Ald. Bongard, Ald. Muenz, Ald. Lencioni, Ald. Gehm, Ald. Pietryla, Ald. Wirball, Ald. Bessner, Ald. Weber; Nays: None.
Motion Carried

I. Old Business

- A. None

II. New Business

- A. None

III. Committee Reports

- A. Government Operations
None

- B. Government Services
None

- C. Planning and Development

- *1. Motion by Ald. Bessner second by Ald. Wirball to approve An **Ordinance 2023-Z-15** Granting Approval of a Plat of Easement Vacation and Plat of Easement Grant for 2910 Glenbriar Dr.
Roll Call Vote: Ayes: Ald. Silkaitis, Ald. Foulkes, Ald. Bongard, Ald. Muenz, Ald. Lencioni, Ald. Gehm, Ald. Pietryla, Ald. Wirball, Ald. Bessner, Ald. Weber; Nays: None.
Motion Carried

- *2. Motion by Ald. Bessner second by Ald. Wirball to approve A **Resolution 2023-100** Authorizing the Mayor and City Council to enter into a License Agreement between the City of St. Charles and Northern Green Walnut St., LLC (309 Walnut St./Parking Lot "R")
Roll Call Vote: Ayes: Ald. Silkaitis, Ald. Foulkes, Ald. Bongard, Ald. Muenz, Ald. Lencioni, Ald. Gehm, Ald. Pietryla, Ald. Wirball, Ald. Bessner, Ald. Weber; Nays: None.
Motion Carried

- *3. Motion by Ald. Bessner second by Ald. Wirball to approve A **Resolution 2023-101** Authorizing the Release of a Request for Proposals for a Downtown Riverfront Property Feasibility Study (ED2023-41)

Roll Call Vote: Ayes: Ald. Silkaitis, Ald. Foulkes, Ald. Bongard, Ald. Muenz, Ald. Lencioni, Ald. Gehm, Ald. Pietryla, Ald. Wirball, Ald. Bessner, Ald. Weber; Nays: None.
Motion Carried

- *4. Motion by Ald. Bessner second by Ald. Wirball to accept and place on file minutes of the September 11, 2023 Planning & Development Committee meeting.
Roll Call Vote: Ayes: Ald. Silkaitis, Ald. Foulkes, Ald. Bongard, Ald. Muenz, Ald. Lencioni, Ald. Gehm, Ald. Pietryla, Ald. Wirball, Ald. Bessner, Ald. Weber; Nays: None.
Motion Carried

10. Public Comment

11. Additional Items from Mayor, Council or Staff

- Mayor Vitek wished Sharon Bringelson a happy birthday!
- Ald. Pietryla and Ald. Wirball expressed thanks to Chief Swanson for allowing them to shadow the fire department.

12. Executive Session

- Personnel – 5 ILCS 120/2(c)(1)
- Pending, Probable or Imminent Litigation – 5 ILCS 120/2(c)(11)
- Property Acquisition – 5 ILCS 120/2(c)(5)
- Collective Bargaining – 5 ILCS 120/2(c)(2)
- Review of Executive Session Minutes – 5 ILCS 120/2(c)(21)

13. Adjournment

Motion by Ald. Gehm, second by Ald. Pietryla to adjourn the meeting at 7:03 pm.

Roll Call Vote: Ayes: Ald. Silkaitis, Ald. Foulkes, Ald. Bongard, Ald. Muenz, Ald. Lencioni, Ald. Gehm, Ald. Pietryla, Ald. Wirball, Ald. Bessner, Ald. Weber; Nays: None.
Motion Carried

Nancy Garrison, City Clerk

CERTIFIED TO BE A TRUE COPY OF ORIGINAL

Nancy Garrison, City Clerk

9/22/2023

**CITY OF ST CHARLES
COMPANY 1000
EXPENDITURE APPROVAL LIST**

9/4/2023 - 9/17/2023

<u>VENDOR</u>	<u>VENDOR NAME</u>	<u>STAT PROC</u>	<u>PO NUMBER</u>	<u>AMOUNT</u>	<u>DATE</u>	<u>INVOICE</u>	<u>DESCRIPTION</u>
138	AFFORDABLE OFFICE INTERIORS		119853	7,957.90	09/07/2023	56019	NEW OFFICE FURNITURE LAB
	AFFORDABLE OFFICE INTERIORS Total			7,957.90			
139	AFLAC			21.45	09/08/2023	ACAN230908104501FI	AFLAC Cancer Insurance
				15.54	09/08/2023	ACAN230908104501PI	AFLAC Cancer Insurance
				35.46	09/08/2023	ACAN230908104501PV	AFLAC Cancer Insurance
				78.30	09/08/2023	ADIS230908104501PD	AFLAC Disability and STD
				8.78	09/08/2023	AHIC230908104501FD	AFLAC Hospital Intensive Care
				93.79	09/08/2023	APAC230908104501FI	AFLAC Personal Accident
				95.30	09/08/2023	APAC230908104501PI	AFLAC Personal Accident
				89.78	09/08/2023	APAC230908104501PV	AFLAC Personal Accident
				18.46	09/08/2023	ASPE230908104501PV	AFLAC Specified Event (PRP)
				23.25	09/08/2023	AVOL230908104501PV	AFLAC Voluntary Indemnity
	AFLAC Total			480.11			
145	AIR ONE EQUIPMENT INC		118556	9,000.00	09/07/2023	194264	HURST MINI RAM
			120345	994.50	09/07/2023	196701	SHIELD ASSEMBLY
			119661	529.00	09/07/2023	196824	SHADOW BOOT
	AIR ONE EQUIPMENT INC Total			10,523.50			
185	AL WARREN OIL CO INC		120343	691.05	09/07/2023	W1584096	CHV MEROPA ELITE XM220
	AL WARREN OIL CO INC Total			691.05			
186	AMALGAMATED BANK OF CHICAGO			476.75	09/12/2023	1856215005F	AMALGAMATED ADMIN FEE 201
				476.75	09/12/2023	1856216004F	AMALGAMATED ADMIN FEE 201
				476.75	09/12/2023	1857313004C	AMALGAMATED ADMIN FEES 201
				476.75	09/13/2023	1857312005C	BANKING SERV-ADMIN FEE 202
	AMALGAMATED BANK OF CHICAGO Total			1,907.00			
275	ASSOC FOR INDIVIDUAL DEVELOP						

<u>VENDOR</u>	<u>VENDOR NAME</u>	<u>STAT PROC</u>	<u>PO NUMBER</u>	<u>AMOUNT</u>	<u>DATE</u>	<u>INVOICE</u>	<u>DESCRIPTION</u>
			120536	35,000.00	09/07/2023	072023	1ST&2ND INSTALLMENT FOR S
	ASSOC FOR INDIVIDUAL DEVELOP Total			<u>35,000.00</u>			
289	D&A POWERTRAIN COMPONENTS INC						
			120300	7,441.25	09/07/2023	251461	MISC PARTS FOR VEH 1728
			119986	144.68	09/07/2023	251861	JACK TOPWIND
	D&A POWERTRAIN COMPONENTS INC Total			<u>7,585.93</u>			
298	AWARD CONCEPTS INC						
			119117	369.19	09/07/2023	I0696737	AWARDS STENGLER
			119117	369.19	09/07/2023	I0696738	AWARDS STENGLER
			119117	393.04	09/07/2023	I0697033	AWARDS JAMES KUNCHES
	AWARD CONCEPTS INC Total			<u>1,131.42</u>			
304	IQ DATA SYSTEMS						
				637.89	09/07/2023	556308	BACKGROUND CHECK INV # 55
	IQ DATA SYSTEMS Total			<u>637.89</u>			
325	BAXTER AND WOODMAN INC						
			115148	3,560.00	09/07/2023	0249696	ENGINEERING SERVICE - PERM
			119619	1,570.00	09/07/2023	0249698	PFAS ASSISTANCE
	BAXTER AND WOODMAN INC Total			<u>5,130.00</u>			
364	STATE STREET COLLISION						
			120332	153.60	09/07/2023	97995/14826101	ALIGNMENT REPAIR-2017 FORI
	STATE STREET COLLISION Total			<u>153.60</u>			
372	BLUFF CITY MATERIALS						
			119586	2,955.60	09/07/2023	470381	MIXED LOADS
			119586	3,000.60	09/07/2023	471530	ST CHARLES AUGUST STOCKP
	BLUFF CITY MATERIALS Total			<u>5,956.20</u>			
382	BOUND TREE MEDICAL LLC						
			120282	421.21	09/07/2023	85052922	MISC MEDICAL SUPPLIES
			120282	52.72	09/07/2023	85054237	MEDICAL SUPPLIES
	BOUND TREE MEDICAL LLC Total			<u>473.93</u>			
416	BUSINESS SOFTWARE INC						
			120502	7,050.69	09/07/2023	LUC-24184	TAXFACTORY RENEWAL
	BUSINESS SOFTWARE INC Total			<u>7,050.69</u>			

<u>VENDOR</u>	<u>VENDOR NAME</u>	<u>STAT PROC</u>	<u>PO NUMBER</u>	<u>AMOUNT</u>	<u>DATE</u>	<u>INVOICE</u>	<u>DESCRIPTION</u>
460	CASA KANE COUNTY			14,765.50	09/07/2023	081523	MENTAL HEALTH PAYOUT 1 OF
	CASA KANE COUNTY Total			<u>14,765.50</u>			
512	NORTHWEST NEWS GROUP		119094	100.00	09/07/2023	2096582	NEWSLETTER SPONSOR
	NORTHWEST NEWS GROUP Total			<u>100.00</u>			
555	COMED			219.57	09/07/2023	7612664040/082323	ACCT: 7612664040 7/25-8/23
	COMED Total			<u>219.57</u>			
564	COMCAST OF CHICAGO INC			84.64	09/07/2023	082523FD	ACCT: 8771-20-044-0006910
	COMCAST OF CHICAGO INC Total			<u>84.64</u>			
579	COMMUNICATIONS DIRECT INC		120397	676.00	09/07/2023	SR128484	TUNABLE FLEXIBLE WHIP&BAS
	COMMUNICATIONS DIRECT INC Total			<u>676.00</u>			
627	CRIME ANALYST OF IL ASSOC LLC			25.00	09/07/2023	23-0044	MEMBERSHIP FRANCE CEVALL
	CRIME ANALYST OF IL ASSOC LLC Total			<u>25.00</u>			
635	CITY OF CRYSTAL LAKE		120476	80.00	09/07/2023	37274	SCUBA DIVING
	CITY OF CRYSTAL LAKE Total			<u>80.00</u>			
655	JOE DAVILA		119793	686.50	09/07/2023	083023	TUITION REIMBURSEMENT MA
	JOE DAVILA Total			<u>686.50</u>			
674	DELL MARKETING LP		120253	3,000.96	09/07/2023	10692416542	MISC SUPPLIES
	DELL MARKETING LP Total			<u>3,000.96</u>			
683	DEMAR TREE & LANDSCAPE SVC		119355	6,944.00	09/07/2023	7985	STREET SERVICE - ELECTRIC
	DEMAR TREE & LANDSCAPE SVC Total			<u>6,944.00</u>			
767	EAGLE ENGRAVING INC						

<u>VENDOR</u>	<u>VENDOR NAME</u>	<u>STAT PROC</u>	<u>PO NUMBER</u>	<u>AMOUNT</u>	<u>DATE</u>	<u>INVOICE</u>	<u>DESCRIPTION</u>
			119146	2,061.80	09/07/2023	2023-6104	POLICE DEPT BADGES
	EAGLE ENGRAVING INC Total			<u>2,061.80</u>			
778	EJ EQUIPMENT INC		120234	1,205.00	09/07/2023	P10211	RODDER PLASTIC REEL
			120330	3,970.46	09/07/2023	P10218	ROTODRILL NOZZLE REPAIR
	EJ EQUIPMENT INC Total			<u>5,175.46</u>			
783	ELDERDAY CENTER INC			7,276.50	09/07/2023	081523	MENTAL HEALTH PAYOUT 1 OF
	ELDERDAY CENTER INC Total			<u>7,276.50</u>			
789	ANIXTER INC		116521	122,252.76	09/07/2023	5393432-00	WIRE
			119185	564.00	09/07/2023	5687906-04	INVENTORY ITEMS
			120244	10,413.00	09/07/2023	5771092-00	INVENTORY ITEMS
	ANIXTER INC Total			<u>133,229.76</u>			
825	EO SCHWEITZER MFG CO LLC		119953	3,339.60	09/07/2023	INV-000890243	INVENTORY ITEMS
			119953	6,679.20	09/07/2023	INV-000890852	FAULT INDICATOR
	EO SCHWEITZER MFG CO LLC Total			<u>10,018.80</u>			
826	BORDER STATES INDUSTRIES INC		115434	31,992.39	09/07/2023	926800243	INVENTORY ITEMS
			120213	430.82	09/07/2023	926826224	EPVC ELBOW
	BORDER STATES INDUSTRIES INC Total			<u>32,423.21</u>			
858	FEDERAL EXPRESS CORP			74.55	09/07/2023	8-176-26247	SHIPPING CHARGES
				44.45	09/07/2023	8-210-35785	SHIPPING CHARGES
				95.75	09/07/2023	8-224-94693	SHIPPING CHARGES
				71.53	09/07/2023	8-229-74398	OVERNIGHT SHIPPING - NAPEF
				5.60	09/07/2023	9-656-53188	ADDITIONAL FEES
	FEDERAL EXPRESS CORP Total			<u>291.88</u>			
859	FEECE OIL CO		120287	620.40	09/07/2023	2153793	CITGARD OIL
			120294	4,244.40	09/07/2023	2154540	MISCELLANEOUS OIL
			120389	40.04	09/07/2023	2154786	GAS CAR 29

<u>VENDOR</u>	<u>VENDOR NAME</u>	<u>STAT PROC</u>	<u>PO NUMBER</u>	<u>AMOUNT</u>	<u>DATE</u>	<u>INVOICE</u>	<u>DESCRIPTION</u>
			120389	47.14	09/07/2023	2154824	GAS CAR 1971
			120389	51.87	09/07/2023	2154843	GAS SQUAD 30
			120389	41.78	09/07/2023	2154844	GAS SQUAD 43
			120389	250.00	09/07/2023	2154969	TANK
			120379	346.94	09/07/2023	4003330	BLUEFEF EXHAUST FLUID
			120389	3,424.46	09/07/2023	4005592	TEMP GAS RESEVOIR
			120389	1,228.98	09/07/2023	4005595	GAS-REFORMULATED
			120389	1,552.28	09/07/2023	4006141	GAS REFORMULATED
			120389	601.70	09/07/2023	4006360	GAS REFORMULATED
			120449	23,821.00	09/07/2023	4007031	DIESEL FUEL
	FEECE OIL CO Total			36,270.99			
868	FINE LINE CREATIVE ARTS CENTER			2,668.50	09/07/2023	VCCFIN0723	HOTEL/MOTEL DISBURS-MAY-J
	FINE LINE CREATIVE ARTS CENTER Total			2,668.50			
870	FIRE PENSION FUND			664.47	09/08/2023	FP1%230908104501FC	Fire Pension 1% Fee
				7,632.58	09/08/2023	FRP2230908104501FC	Fire Pension Tier 2
				11,893.08	09/08/2023	FRPN230908104501FC	Fire Pension
	FIRE PENSION FUND Total			20,190.13			
891	THE TERRAMAR GROUP INC		119826	399.02	09/07/2023	81416	MISC SUPPLIES
	THE TERRAMAR GROUP INC Total			399.02			
913	FOX VALLEY CONCERT BAND			2,275.25	09/07/2023	VCCFOX0723	HOTEL/MOTEL DISBURS-MAY-J
	FOX VALLEY CONCERT BAND Total			2,275.25			
961	GENEVA CONSTRUCTION COMPANY		119485	53,498.45	09/07/2023	60703	NON MFT PAYOUT FY24
			119485	1,212,895.26	09/07/2023	60703-MFT	MFT PAYOUT FY 24
	GENEVA CONSTRUCTION COMPANY Total			1,266,393.71			
1042	HARRIS COMPUTER SYSTEMS		120442	99,676.00	09/07/2023	MN00140030	NORTHSTAR MAINTENANCE
	HARRIS COMPUTER SYSTEMS Total			99,676.00			
1133	IBEW LOCAL 196						

<u>VENDOR</u>	<u>VENDOR NAME</u>	<u>STAT PROC</u>	<u>PO NUMBER</u>	<u>AMOUNT</u>	<u>DATE</u>	<u>INVOICE</u>	<u>DESCRIPTION</u>
				185.50	09/08/2023	UNE 230908104501PV	Union Due - IBEW
				937.08	09/08/2023	UNEW230908104501P	Union Due - IBEW - percent
	IBEW LOCAL 196 Total			1,122.58			
1136	ICMA RETIREMENT CORP						
				102.54	09/08/2023	C401230908104501CA	401A Savings Plan Company
				304.75	09/08/2023	C401230908104501CD	401A Savings Plan Company
				525.81	09/08/2023	C401230908104501FD	401A Savings Plan Company
				490.65	09/08/2023	C401230908104501FN	401A Savings Plan Company
				291.11	09/08/2023	C401230908104501HR	401A Savings Plan Company
				562.86	09/08/2023	C401230908104501IS	401A Savings Plan Company
				829.50	09/08/2023	C401230908104501PD	401A Savings Plan Company
				984.86	09/08/2023	C401230908104501PV	401A Savings Plan Company
				102.54	09/08/2023	E401230908104501CA	401A Savings Plan Employee
				304.75	09/08/2023	E401230908104501CD	401A Savings Plan Employee
				525.13	09/08/2023	E401230908104501FD	401A Savings Plan Employee
				490.65	09/08/2023	E401230908104501FN	401A Savings Plan Employee
				291.11	09/08/2023	E401230908104501HR	401A Savings Plan Employee
				563.54	09/08/2023	E401230908104501IS	401A Savings Plan Employee
				829.50	09/08/2023	E401230908104501PD	401A Savings Plan Employee
				984.86	09/08/2023	E401230908104501PV	401A Savings Plan Employee
				2,013.46	09/08/2023	ICMA230908104501CC	ICMA Deductions - Dollar Amt
				3,978.76	09/08/2023	ICMA230908104501FD	ICMA Deductions - Dollar Amt
				2,105.00	09/08/2023	ICMA230908104501FN	ICMA Deductions - Dollar Amt
				1,573.84	09/08/2023	ICMA230908104501HF	ICMA Deductions - Dollar Amt
				4,635.84	09/08/2023	ICMA230908104501IS	ICMA Deductions - Dollar Amt
				9,986.64	09/08/2023	ICMA230908104501PC	ICMA Deductions - Dollar Amt
				2,511.00	09/08/2023	ICMA230908104501PV	ICMA Deductions - Dollar Amt
				153.92	09/08/2023	ICMP230908104501CA	ICMA Deductions - Percent
				89.82	09/08/2023	ICMP230908104501CC	ICMA Deductions - Percent
				3,971.84	09/08/2023	ICMP230908104501FD	ICMA Deductions - Percent
				74.14	09/08/2023	ICMP230908104501HF	ICMA Deductions - Percent
				381.59	09/08/2023	ICMP230908104501IS	ICMA Deductions - Percent
				3,579.91	09/08/2023	ICMP230908104501PC	ICMA Deductions - Percent
				1,131.78	09/08/2023	ICMP230908104501PV	ICMA Deductions - Percent
				25.00	09/08/2023	ROTH230908104501FI	Roth IRA Deduction
				110.00	09/08/2023	ROTH230908104501FI	Roth IRA Deduction
				269.23	09/08/2023	ROTH230908104501HI	Roth IRA Deduction
				150.00	09/08/2023	ROTH230908104501IS	Roth IRA Deduction

<u>VENDOR</u>	<u>VENDOR NAME</u>	<u>STAT PROC</u>	<u>PO NUMBER</u>	<u>AMOUNT</u>	<u>DATE</u>	<u>INVOICE</u>	<u>DESCRIPTION</u>
				1,259.23	09/08/2023	ROTH230908104501PI	Roth IRA Deduction
				275.00	09/08/2023	ROTH230908104501PI	Roth IRA Deduction
				550.00	09/08/2023	RTHA230908104501FI	Roth 457 - Dollar Amount
				250.00	09/08/2023	RTHA230908104501IS	Roth 457 - Dollar Amount
				1,580.00	09/08/2023	RTHA230908104501PI	Roth 457 - Dollar Amount
				110.00	09/08/2023	RTHA230908104501PI	Roth 457 - Dollar Amount
				1,031.67	09/08/2023	RTHP230908104501FI	Roth 457 - Percent
				45.81	09/08/2023	RTHP230908104501PI	Roth 457 - Percent
				95.12	09/08/2023	RTIP230908104501PD	Roth IRA - Percent
	ICMA RETIREMENT CORP Total			<u>50,122.76</u>			
1149	ILLINOIS ENVIRONMENTAL			115,849.88	09/12/2023	3175203-14	DEBT SERVICE PROJECT L17-5
	ILLINOIS ENVIRONMENTAL Total			<u>115,849.88</u>			
1215	ILLINOIS MUNICIPAL UTILITIES			3,926,613.03	09/14/2023	091123	IMEA ELECTRIC BILL-AUGUST 2
	ILLINOIS MUNICIPAL UTILITIES Total			<u>3,926,613.03</u>			
1240	INTERSTATE BATTERY SYSTEM OF		120334	268.54	09/07/2023	11012322	INVENTORY ITEMS
			120340	103.98	09/07/2023	11012323	BATTERY
	INTERSTATE BATTERY SYSTEM OF Total			<u>372.52</u>			
1286	JG UNIFORMS INC		119151	230.49	09/07/2023	119323	SCPD CUSTOM VEST COVER
	JG UNIFORMS INC Total			<u>230.49</u>			
1363	KIESLER POLICE SUPPLY INC		120465	12,904.00	09/07/2023	IN221916	AMMUNITION POLICE DEPT
	KIESLER POLICE SUPPLY INC Total			<u>12,904.00</u>			
1402	DANIEL KUTTNER		120454	939.50	09/07/2023	082823	TUITION CONSTITUTIONAL LAW
	DANIEL KUTTNER Total			<u>939.50</u>			
1403	WEST VALLEY GRAPHICS & PRINT		120177	76.50	09/07/2023	9590	BUSINESS CARDS DAN DILLET
			120371	68.50	09/07/2023	9879	BUSINESS CARDS SIMONA HAV

<u>VENDOR</u>	<u>VENDOR NAME</u>	<u>PO NUMBER</u>	<u>AMOUNT</u>	<u>DATE</u>	<u>INVOICE</u>	<u>DESCRIPTION</u>
	STAT PROC					
	WEST VALLEY GRAPHICS & PRINT Total		145.00			
1409	ANDREW LAMELA					
			15.00	09/07/2023	082823AL	PER DIEM ALCOHOL 9/27/23
	ANDREW LAMELA Total		15.00			
1450	LEE JENSEN SALES CO INC					
		120329	150.00	09/07/2023	0023286-00	LABOR REPAIR GAS CLIP
		120329	1,060.00	09/07/2023	0023287-00	GAS DECTORS & DUST FILTER
	LEE JENSEN SALES CO INC Total		1,210.00			
1482	ARTHUR J LOOTENS & SON INC					
		120527	5,226.47	09/07/2023	34899	1631 S 4TH PLACE
	ARTHUR J LOOTENS & SON INC Total		5,226.47			
1489	LOWES					
		120301	404.27	09/07/2023	912252/080923	INVENTORY ITEMS
		120240	45.51	09/07/2023	961373/082223	RWA FMC 100 FT
		120368	71.19	09/07/2023	961450/081523	DUPLEX NAIL
		120400	291.65	09/07/2023	961462/081823	MISC PARTS
		120418	282.00	09/07/2023	961465/082223	NIAGARA WATER
			1,530.00	09/07/2023	961467/082123	ITEM RETURN CREDIT # 980504
		119839	35.61	09/07/2023	961470/082223	MISC FASTENER SUPPLIES
		120444	75.96	09/07/2023	961476/082223	INVENTORY ITEMS
		119053	18.48	09/07/2023	971262/081723	MISC SUPPLIES
			-1,530.00	09/07/2023	980504/082123	CREDIT - ORG INVOICE # 96146
		119053	50.12	09/07/2023	981875/082223	SUPPLIES
		119053	18.97	09/07/2023	982214/082223	BLACK D RING
		120439	14.83	09/07/2023	982329/082223	INVENTORY ITEMS
		119053	151.05	09/07/2023	982702/082223	UTILITY PUMP
		119430	194.68	09/07/2023	987673/081023	ROUND DOLLY
		119234	27.34	09/07/2023	995855/081423	QUICK LINK
		119053	8.06	09/07/2023	997113/081523	MISC SUPPLIES
		119053	12.32	09/07/2023	997476/081523	MISC SUPPLIES
		119071	121.51	09/07/2023	99905/081623	MISC SUPPLIES
		119071	-121.51	09/07/2023	99905/081623	MISC SUPPLIES
		119071	121.51	09/07/2023	999905/081623	GENERAL SUPPLIES
	LOWES Total		1,823.55			
1530	MARTAM CONSTRUCTION COMPANY					

<u>VENDOR</u>	<u>VENDOR NAME</u>	<u>STAT PROC</u>	<u>PO NUMBER</u>	<u>AMOUNT</u>	<u>DATE</u>	<u>INVOICE</u>	<u>DESCRIPTION</u>
			118779	478,576.49	09/07/2023	14473	1ST STREET PLAZA PHASE 2
	MARTAM CONSTRUCTION COMPANY Total			<u>478,576.49</u>			
1545	MARQUEE YOUTH STAGE			2,275.25	09/07/2023	VCCMAR0723	HOTEL/MOTEL DISBURS-MAY-J
	MARQUEE YOUTH STAGE Total			<u>2,275.25</u>			
1571	MCCANN INDUSTRIES INC						
			120197	530.43	09/07/2023	P44627	AIR FILTER
			120262	1,518.10	09/07/2023	P44628	RED BANNER
	MCCANN INDUSTRIES INC Total			<u>2,048.53</u>			
1582	MCMASTER CARR SUPPLY CO						
			120598	62.92	09/07/2023	13756800	INVENTORY ITEMS
	MCMASTER CARR SUPPLY CO Total			<u>62.92</u>			
1585	MEADE INC						
			120462	35,292.32	09/07/2023	081123	TRAFFIC SIGNAL DAMAGE
			120256	2,776.00	09/07/2023	705091	EMERGENCY VEHICLE PRE-EM
			119715	930.44	09/07/2023	705093	STREET LIGHT MAINTENANCE
	MEADE INC Total			<u>38,998.76</u>			
1598	MENARDS INC						
			119089	44.99	09/07/2023	12868	LUMBER
			119089	44.99	09/07/2023	13015	CLR RED OAK BOARD
	MENARDS INC Total			<u>89.98</u>			
1613	METROPOLITAN ALLIANCE OF POL						
				1,176.00	09/08/2023	UNP 230908104501PD	Union Dues - IMAP
				157.50	09/08/2023	UNPS230908104501PI	Union Dues-Police Sergeants
	METROPOLITAN ALLIANCE OF POL Total			<u>1,333.50</u>			
1628	MIDWEST GANG INVESTIGATORS						
				165.00	09/07/2023	082823	CONFERENCE JOSE JACOBO
	MIDWEST GANG INVESTIGATORS Total			<u>165.00</u>			
1637	FLEETPRIDE INC						
			120407	326.62	09/07/2023	110569726	FUEL WATER SEPARATOR ELEI
			120407	139.98	09/07/2023	110639047	INVENTORY ITEMS
	FLEETPRIDE INC Total			<u>466.60</u>			

<u>VENDOR</u>	<u>VENDOR NAME</u>	<u>STAT PROC</u>	<u>PO NUMBER</u>	<u>AMOUNT</u>	<u>DATE</u>	<u>INVOICE</u>	<u>DESCRIPTION</u>
1638	MIDWEST GROUNDCOVERS						
			119388	379.20	09/07/2023	I755969	MISC SUPPLIES
			119388	38.50	09/07/2023	I755983	ASCLEPIAS SYRIACA NGN PT
			119388	42.05	09/07/2023	I756005	HYD PAN LITTLE QF & PAEONIA
	MIDWEST GROUNDCOVERS Total			459.75			
1651	MNJ TECHNOLOGIES DIRECT INC						
			120258	587.00	09/07/2023	CINV004015336	LASER TONER
			120422	175.00	09/07/2023	CINV004015955	LCD MONITOR
	MNJ TECHNOLOGIES DIRECT INC Total			762.00			
1666	ST CHARLES SINGERS						
				2,697.00	09/07/2023	VCCMOS0723	HOTEL/MOTEL DISBURS-MAY-J
	ST CHARLES SINGERS Total			2,697.00			
1704	NCPERS IL IMRF						
				16.00	09/08/2023	NCP2230908104501C/	NCPERS 2
				8.00	09/08/2023	NCP2230908104501FM	NCPERS 2
				8.00	09/08/2023	NCP2230908104501PV	NCPERS 2
	NCPERS IL IMRF Total			32.00			
1736	NORRIS CULTURAL ARTS CENTER						
				2,443.75	09/07/2023	VCCNOR0723	HOTEL/MOTEL DISBURS-MAY-J
	NORRIS CULTURAL ARTS CENTER Total			2,443.75			
1737	NORTH EAST MULTI REGIONAL TRNG						
			119160	100.00	09/07/2023	333682	LOSURDO CLASS 8/22/23
	NORTH EAST MULTI REGIONAL TRNG Total			100.00			
1745	NICOR						
				64.49	09/07/2023	0000 6 AUG 24 2023	ACCT: 55-00-99-0000-6
				190.13	09/07/2023	0000 7 AUG 28 2023	ACCT: 61-00-69-0000-7
				53.32	09/07/2023	0847 6 SEPT 1 2023	ACCT: 19-39-03-0847-6
				1,053.35	09/07/2023	0929 6 AUG 24 2023	ACCT: 17-18-43-0929-6
				166.06	09/07/2023	1000 0 AUG 28 2023	ACCT: 68-82-40-1000-0
				52.86	09/07/2023	1000 2 AUG 22 2023	ACCT: 24-53-60-1000-2
				55.67	09/07/2023	1000 2 AUG 24 2023	ACCT: 53-14-51-1000-2
				54.21	09/07/2023	1000 3 AUG 25 2023	ACCT: 20-68-91-1000-3
				54.28	09/07/2023	1000 3 AUG 29 2023	ACCT: 30-28-40-1000-3
				54.20	09/07/2023	1000 4 AUG 25 2023	ACCT: 11-31-51-1000-4

<u>VENDOR</u>	<u>VENDOR NAME</u>	<u>STAT PROC</u>	<u>PO NUMBER</u>	<u>AMOUNT</u>	<u>DATE</u>	<u>INVOICE</u>	<u>DESCRIPTION</u>
				51.57	09/07/2023	1000 4 AUG 28 2023	ACCT: 53-65-70-1000-4
				52.87	09/07/2023	1000 5 AUG 24 2023	ACCT: 50-85-00-1000-5
				54.50	09/07/2023	1000 8 AUG 28 2023	ACCT: 28-08-50-1000-8
				166.08	09/07/2023	1000 8 AUG 30 2023	ACCT: 03-73-20-1000-8
				183.73	09/07/2023	1000 9 AUG 24 2023	ACCT: 62-11-51-1000-9
				52.22	09/07/2023	1000 9 AUG 28 2023	ACCT: 64-67-50-1000-9
				53.52	09/07/2023	1000 9 NS AUG 24 202	ACCT: 65-84-51-1000-9
				145.06	09/07/2023	1000 9 PD AUG 28 202	ACCT: 62-11-51-1000-9
				52.22	09/07/2023	1968 1 AUG 28 2023	ACCT: 70-22-68-1968-1
				512.75	09/07/2023	4428 3 AUG 28 2023	ACCT: 19-51-90-4428-3
				52.15	09/07/2023	5425 2 AUG 28 2023	ACCT: 28-06-38-5425-2
				1,178.42	09/07/2023	7652 0 AUG 25 2023	ACCT: 01-08-77-7652-0
				1,236.92	09/07/2023	8317 9 AUG 24 2023	ACCT: 81-44-33-8317-9
				16.60	09/07/2023	8642 6 AUG 30 2023	ACCT: 68-60-22-8642-6
				166.04	09/07/2023	9226 2 AUG 24 2023	ACCT: 84-32-13-9226-2
				51.56	09/07/2023	9676 7 AUG 25 2023	ACCT: 39-18-86-9676-7
	NICOR Total			<u>5,824.78</u>			
1756	NCL OF WISCONSIN INC						
			120337	1,477.22	09/07/2023	491364	LAB SUPPLIES
			120358	1,066.24	09/07/2023	491552	INVENTORY ITEMS
	NCL OF WISCONSIN INC Total			<u>2,543.46</u>			
1775	RAY OHERRON CO INC						
				43.99	09/07/2023	2287384	CREDIT-ORG INV2286813&REB
				-43.99	09/07/2023	2287384A	CREDIT ORG INV 2286813
			119159	47.98	09/07/2023	2289822	UNIFORM DONY J
	RAY OHERRON CO INC Total			<u>47.98</u>			
1783	ON TIME EMBROIDERY INC						
			119432	166.00	09/07/2023	114392	UNIFORMS GLEASON
			119432	225.00	09/07/2023	114408	UNIFORMS KRAY
			119432	626.00	09/07/2023	114807	UNIFORMS TARRO
			119432	79.00	09/07/2023	115005	UNIFORMS NEUMAIER
			119432	298.00	09/07/2023	115375	UNIFORMS OVERLAND
	ON TIME EMBROIDERY INC Total			<u>1,394.00</u>			
1814	ALTORFER INDUSTRIES INC						
			120530	168.56	09/07/2023	P56C0037514	FILTER FUEL/OIL & ELEMENTS

<u>VENDOR</u>	<u>VENDOR NAME</u>	<u>PO NUMBER</u>	<u>AMOUNT</u>	<u>DATE</u>	<u>INVOICE</u>	<u>DESCRIPTION</u>
	STAT PROC					
	ALTORFER INDUSTRIES INC Total		<u>168.56</u>			
1861	POLICE PENSION FUND					
			15,399.55	09/08/2023	PLP2230908104501PD	Police Pension Tier 2
			9,776.82	09/08/2023	PLPN230908104501PE	Police Pension
	POLICE PENSION FUND Total		<u>25,176.37</u>			
1893	PREFORM TRAFFIC CONTROL SYSTEM					
		119511	24,498.86	09/07/2023	11429	PAINT PAVEMENT MARKINGS
	PREFORM TRAFFIC CONTROL SYSTEM Total		<u>24,498.86</u>			
1898	PRIORITY PRODUCTS INC					
		119980	123.50	09/07/2023	991630-002	MISC SUPPLIES
		120094	9.38	09/07/2023	992058-001	INVENTORY ITEMS
		119036	83.19	09/07/2023	992090	MISC SUPPLIES
		119036	161.13	09/07/2023	993040	MISC SMALL PARTS
		120381	199.10	09/07/2023	993157	INVENTORY ITEMS
	PRIORITY PRODUCTS INC Total		<u>576.30</u>			
2000	PRESERVATION PARTNERS OF					
			2,528.25	09/07/2023	VCCPRE0723	HOTEL/MOTEL DISBURS-MAY-J
	PRESERVATION PARTNERS OF Total		<u>2,528.25</u>			
2046	RUSSO HARDWARE					
		120236	32.73	09/07/2023	SPI20350381	V-BELT
		120237	13.70	09/07/2023	SPI20355684	HOUSING
		120396	96.91	09/07/2023	SPI20358364	COUPLING SLEEVE AND SEALI
	RUSSO HARDWARE Total		<u>143.34</u>			
2055	SAFETY-KLEEN SYSTEMS INC					
		120328	461.18	09/07/2023	92370278	PARTS WASHER SOLVENT
	SAFETY-KLEEN SYSTEMS INC Total		<u>461.18</u>			
2079	SCHROEDER CRANE RENTAL					
		120252	1,100.00	09/07/2023	4514	CRANE RENETAL 8/9/23
	SCHROEDER CRANE RENTAL Total		<u>1,100.00</u>			
2101	ST CHARLES PARK FOUNDATION					
			2,500.00	09/07/2023	VCCSCU0723	HOTEL/MOTEL DISBURS-MAY-J
	ST CHARLES PARK FOUNDATION Total		<u>2,500.00</u>			

<u>VENDOR</u>	<u>VENDOR NAME</u>	<u>STAT PROC</u>	<u>PO NUMBER</u>	<u>AMOUNT</u>	<u>DATE</u>	<u>INVOICE</u>	<u>DESCRIPTION</u>
2137	SHERWIN WILLIAMS		119034	48.94	09/07/2023	1637-6	PAINT SUPPLIES
	SHERWIN WILLIAMS Total			48.94			
2150	SIKICH		119922	20,000.00	09/07/2023	25596	AUDITING SERVICES
	SIKICH Total			20,000.00			
2157	SISLERS ICE INC			187.25	09/07/2023	206003313	ICE DELIVERY PW DEPT
	SISLERS ICE INC Total			187.25			
2166	SMITTYS ON THE CORNER			69.50	09/07/2023	081823	BREAKFAST BURRITOS-TRAINI
				221.49	09/07/2023	083023	LUNCH-ANNUAL PD COMMAND
	SMITTYS ON THE CORNER Total			290.99			
2206	STAPLES CONTRACT & COMMERCIAL		120510	186.36	09/07/2023	3546058407	INVENTORY ITEMS
	STAPLES CONTRACT & COMMERCIAL Total			186.36			
2213	ST CHARLES POLICE DEPT			35,000.00	09/07/2023	081523	MENTAL HEALTH PAYOUT 1 OF
	ST CHARLES POLICE DEPT Total			35,000.00			
2235	STEINER ELECTRIC COMPANY		119307	3,374.13	09/07/2023	S007365407.002	SATIN FINISH
				-214.50	09/07/2023	S007402470.002	CREDITS INV S007402470.001
			120363	141.40	09/07/2023	S007412962.001	POWER SUPPLY
			120370	121.97	09/07/2023	S007416953.001	INVENTORY ITEMS
	STEINER ELECTRIC COMPANY Total			3,423.00			
2273	SUPERIOR ASPHALT MATERIALS LLC		113	2,106.14	09/07/2023	20231145	N50 SURFACE
			113	792.13	09/07/2023	20231178	N50 SURFACE
			113	769.42	09/07/2023	20231194	N50 SURFACE
	SUPERIOR ASPHALT MATERIALS LLC Total			3,667.69			
2301	GENERAL CHAUFFERS SALES DRIVER			120.00	09/08/2023	UNT 230908104501CD	Union Dues - Teamsters

<u>VENDOR</u>	<u>VENDOR NAME</u>	<u>STAT PROC</u>	<u>PO NUMBER</u>	<u>AMOUNT</u>	<u>DATE</u>	<u>INVOICE</u>	<u>DESCRIPTION</u>
				2,515.50	09/08/2023	UNT 230908104501PW	Union Dues - Teamsters
	GENERAL CHAUFFERS SALES DRIVER Total			<u>2,635.50</u>			
2314	3M VHS0733						
			119805	1,353.24	09/07/2023	9424272865	ELECTROCUT FILM
	3M VHS0733 Total			<u>1,353.24</u>			
2316	APC STORE						
			119056	20.57	09/07/2023	478-581932	GASKET MAKER
			119056	7.34	09/07/2023	478-581976	TIRE REPAIR KIT
			119056	439.36	09/07/2023	478-582182	IGNITION COIL AND OXYGEN SI
			119056	68.00	09/07/2023	478-582183	OE UPSTREAM 02
			119056	44.09	09/07/2023	478-582228	OXYGEN SENSOR
			119056	195.99	09/07/2023	478-582320	CONDENSER
			119056	5.78	09/07/2023	478-582636	SPARK PLUG
			120480	17.60	09/07/2023	478-582733	INVENTORY ITEMS
			119056	110.18	09/07/2023	478-582977	BATTERY
			120061	160.02	09/07/2023	478-582978	INVENTORY ITEMS
			120061	19.02	09/07/2023	478-582979	FUEL FILTER
			120558	35.22	09/07/2023	478-583121	INVENTORY ITEMS
	APC STORE Total			<u>1,123.17</u>			
2363	TROTTER & ASSOCIATES INC						
			109848	41,227.25	09/07/2023	22010	RIVERSIDE PUMP STATION
			118595	17,641.00	09/07/2023	22017	UV AND FC REHAB
			119012	14,978.75	09/07/2023	22018	2023 WATER AND WW MASTER
			117004	25,175.50	09/07/2023	22127	WELLS 7 AND 13 INTERCONNE
			119012	1,411.50	09/07/2023	22230	STC WATER MASTER PLAN
	TROTTER & ASSOCIATES INC Total			<u>100,434.00</u>			
2373	TYLER MEDICAL SERVICES						
				3,270.00	09/07/2023	090523	MULTI INVOICES -SEE ATTACHM
			120079	1,485.00	09/07/2023	447762	PFT ONSITE
	TYLER MEDICAL SERVICES Total			<u>4,755.00</u>			
2389	UNIVERSITY OF ILLINOIS-GAR						
				125.00	09/07/2023	UPI11625	MASTER RIFLE TRAINING-RUNI
	UNIVERSITY OF ILLINOIS-GAR Total			<u>125.00</u>			
2401	UUSCO OF ILLINOIS INC						

<u>VENDOR</u>	<u>VENDOR NAME</u>	<u>STAT PROC</u>	<u>PO NUMBER</u>	<u>AMOUNT</u>	<u>DATE</u>	<u>INVOICE</u>	<u>DESCRIPTION</u>
			120469	5,142.50	09/07/2023	3040557	INVENTORY ITEMS
	UUSCO OF ILLINOIS INC Total			5,142.50			
2403	UNITED PARCEL SERVICE			63.87	09/07/2023	0000650961333/08192	SHIPPING
	UNITED PARCEL SERVICE Total			63.87			
2428	VERMEER MIDWEST						
			119932	-658.95	09/07/2023	PK6262	PARTS FOR MACHINE
			119932	658.95	09/07/2023	PK6262A	MISC PARTS
			120269	560.11	09/07/2023	PK7418	ALTERNATOR AND BELT
	VERMEER MIDWEST Total			560.11			
2478	WATER PRODUCTS COMPANY						
			120313	11,840.00	09/07/2023	0317785	WATER DEPT PARTS
			120259	30,626.00	09/07/2023	0317881	PACER
			120259	2,745.00	09/07/2023	0317882	BOLT AND NUT
			120357	646.74	09/07/2023	0317883	COMP BALL CORP NO LEAD
			120384	5,153.80	09/07/2023	0317971	INVENTORY ITEMS
			120408	10,194.10	09/07/2023	0317985	TYTON DUCTILE IRON PIPE
	WATER PRODUCTS COMPANY Total			61,205.64			
2490	WELCH BROS INC						
			120277	848.00	09/07/2023	3239584	BARREL RISERS
			120277	1,165.00	09/07/2023	3241402	WATER VAULTS
	WELCH BROS INC Total			2,013.00			
2495	WEST SIDE TRACTOR SALES CO						
			120317	1,234.42	09/07/2023	N41809	BRAKE DISK AND PARTS
	WEST SIDE TRACTOR SALES CO Total			1,234.42			
2506	EESCO						
			120217	16,393.50	09/07/2023	777474	INVENTORY ITEMS
			120217	751.50	09/07/2023	780681	INVENTORY ITEMS
	EESCO Total			17,145.00			
2545	GRAINGER INC						
				-164.64	09/07/2023	9798939089	CREDIT-ORG INV 9788155084
			120315	4,518.84	09/07/2023	9799366068	HYRDO TEST
			120327	678.78	09/07/2023	9800867310	INVENTORY ITEMS

<u>VENDOR</u>	<u>VENDOR NAME</u>	<u>STAT PROC</u>	<u>PO NUMBER</u>	<u>AMOUNT</u>	<u>DATE</u>	<u>INVOICE</u>	<u>DESCRIPTION</u>
			120352	313.56	09/07/2023	9803514851	CONCRETE ANCHOR SCREW
			120367	339.42	09/07/2023	9805126423	BATTERY AND CABLE TIES
			120377	98.31	09/07/2023	9806150158	PRIMARY WIRES
			120374	313.56	09/07/2023	9806150166	CONCRETE ANCHOR SCREW
			120385	63.60	09/07/2023	9807267050	INVENTORY ITEMS
			120401	267.75	09/07/2023	9809013825	INVENTORY ITEMS
			120443	216.94	09/07/2023	9813770600	LINE MARKING PAINT
	GRAINGER INC Total			<u>6,646.12</u>			
2637	ILLINOIS DEPT OF REVENUE						
				961.61	09/08/2023	ILST230908104501CA	Illinois State Tax
				3,225.09	09/08/2023	ILST230908104501CD	Illinois State Tax
				300.08	09/08/2023	ILST230908104501ED	Illinois State Tax
				9,352.27	09/08/2023	ILST230908104501FD	Illinois State Tax
				1,997.64	09/08/2023	ILST230908104501FN	Illinois State Tax
				860.74	09/08/2023	ILST230908104501HR	Illinois State Tax
				1,944.59	09/08/2023	ILST230908104501IS	Illinois State Tax
				12,610.73	09/08/2023	ILST230908104501PD	Illinois State Tax
				16,587.00	09/08/2023	ILST230908104501PW	Illinois State Tax
				142,038.22	09/11/2023	083123	ELECTRICTY EXCISE TAX-AUGI
	ILLINOIS DEPT OF REVENUE Total			<u>189,877.97</u>			
2638	INTERNAL REVENUE SERVICE						
				976.62	09/08/2023	FICA230908104501CA	FICA Employee
				4,414.11	09/08/2023	FICA230908104501CD	FICA Employee
				367.25	09/08/2023	FICA230908104501ED	FICA Employee
				978.96	09/08/2023	FICA230908104501FD	FICA Employee
				2,784.08	09/08/2023	FICA230908104501FN	FICA Employee
				1,271.58	09/08/2023	FICA230908104501HR	FICA Employee
				2,996.31	09/08/2023	FICA230908104501IS	FICA Employee
				2,563.37	09/08/2023	FICA230908104501PD	FICA Employee
				22,550.49	09/08/2023	FICA230908104501PV	FICA Employee
				885.33	09/08/2023	FICE230908104501CA	FICA Employer
				4,414.11	09/08/2023	FICE230908104501CD	FICA Employer
				367.25	09/08/2023	FICE230908104501ED	FICA Employer
				1,073.06	09/08/2023	FICE230908104501FD	FICA Employer
				2,784.08	09/08/2023	FICE230908104501FN	FICA Employer
				1,271.58	09/08/2023	FICE230908104501HR	FICA Employer
				2,993.50	09/08/2023	FICE230908104501IS	FICA Employer

<u>VENDOR</u>	<u>VENDOR NAME</u>	<u>STAT PROC</u>	<u>PO NUMBER</u>	<u>AMOUNT</u>	<u>DATE</u>	<u>INVOICE</u>	<u>DESCRIPTION</u>
				2,563.37	09/08/2023	FICE230908104501PD	FICA Employer
				22,550.49	09/08/2023	FICE230908104501PV	FICA Employer
				2,727.72	09/08/2023	FIT 230908104501CA	Federal Withholding Tax
				12,222.50	09/08/2023	FIT 230908104501CD	Federal Withholding Tax
				1,080.63	09/08/2023	FIT 230908104501ED	Federal Withholding Tax
				23,799.33	09/08/2023	FIT 230908104501FD	Federal Withholding Tax
				5,190.98	09/08/2023	FIT 230908104501FN	Federal Withholding Tax
				2,519.34	09/08/2023	FIT 230908104501HR	Federal Withholding Tax
				4,692.40	09/08/2023	FIT 230908104501IS	Federal Withholding Tax
				30,800.52	09/08/2023	FIT 230908104501PD	Federal Withholding Tax
				40,653.57	09/08/2023	FIT 230908104501PW	Federal Withholding Tax
				315.20	09/08/2023	MEDE230908104501C	Medicare Employee
				1,032.33	09/08/2023	MEDE230908104501C	Medicare Employee
				85.89	09/08/2023	MEDE230908104501E	Medicare Employee
				3,221.69	09/08/2023	MEDE230908104501FI	Medicare Employee
				651.11	09/08/2023	MEDE230908104501FI	Medicare Employee
				297.39	09/08/2023	MEDE230908104501H	Medicare Employee
				700.75	09/08/2023	MEDE230908104501IS	Medicare Employee
				4,435.76	09/08/2023	MEDE230908104501PI	Medicare Employee
				5,273.90	09/08/2023	MEDE230908104501P'	Medicare Employee
				293.85	09/08/2023	MEDR230908104501C	Medicare Employer
				1,032.33	09/08/2023	MEDR230908104501C	Medicare Employer
				85.89	09/08/2023	MEDR230908104501E	Medicare Employer
				3,243.70	09/08/2023	MEDR230908104501FI	Medicare Employer
				651.11	09/08/2023	MEDR230908104501FI	Medicare Employer
				297.39	09/08/2023	MEDR230908104501H	Medicare Employer
				700.09	09/08/2023	MEDR230908104501IS	Medicare Employer
				4,435.76	09/08/2023	MEDR230908104501P	Medicare Employer
				5,273.90	09/08/2023	MEDR230908104501P'	Medicare Employer
				233,520.57			
	INTERNAL REVENUE SERVICE Total						
2639	STATE DISBURSEMENT UNIT						
				369.23	09/08/2023	00000486230908104E	IL Child Support Amount 1
				700.15	09/08/2023	000001225230908104E	IL Child Support Amount 1
				596.30	09/08/2023	000001244230908104E	IL Child Support Amount 1
				640.15	09/08/2023	000001412230908104E	IL Child Support Amount 1
				499.84	09/08/2023	000001527230908104E	IL Child Support Amount 1
				321.72	09/08/2023	000001539230908104E	IL Child Support Amount 1

<u>VENDOR</u>	<u>VENDOR NAME</u>	<u>STAT PROC</u>	<u>PO NUMBER</u>	<u>AMOUNT</u>	<u>DATE</u>	<u>INVOICE</u>	<u>DESCRIPTION</u>
	STATE DISBURSEMENT UNIT Total			<u>3,127.39</u>			
2644	IMRF			180,419.16	09/05/2023	090523	IMRF PAYROLL WIRE AUGUST
	IMRF Total			<u>180,419.16</u>			
2652	JPMORGAN CHASE BANK NA			2,838.53	09/05/2023	082423AC	AUGUST CREDIT CARD
				100.95	09/05/2023	082423BH	AUGUST CREDIT CARD
				911.92	09/05/2023	082423DB	AUGUST CREDIT CARD
				33.46	09/05/2023	082423DC	AUGUST CREDIT CARD
				2,070.32	09/05/2023	082423EM	AUGUST CREDIT CARD
				3,543.58	09/05/2023	082423JM	AUGUST CREDIT CARD
				3,417.05	09/05/2023	082423LG	AUGUST CREDIT CARD
				128.47	09/05/2023	082423PS	AUGUST CREDIT CARD
				605.00	09/05/2023	082423RC	AUGUST CREDIT CARD
				1,268.00	09/05/2023	082423TC	AUGUST CREDIT CARD
				162.96	09/05/2023	082423TCO	AUGUST CREDIT CARD
				47,383.91	09/05/2023	082423KD	AUGUST CREDIT CARD
	JPMORGAN CHASE BANK NA Total			<u>62,464.15</u>			
2659	UTILITY SUPPLY & CONSTRUCTION						
			120271	117.44	09/07/2023	56761958	INVENTORY ITEMS
			120216	2,013.86	09/07/2023	56763475	INVENTORY ITEMS
			120216	170.54	09/07/2023	56763781	INVENTORY ITEMS
			119874	1,728.00	09/07/2023	56764531	TAPE GLASS CLOTH ELECTRIC
	UTILITY SUPPLY & CONSTRUCTION Total			<u>4,029.84</u>			
2666	WINSTON ENGINEERING LLC						
			119209	450.00	09/07/2023	0814CF1846	IEPA FORM 662
			119209	450.00	09/07/2023	0822CF1848	PH TESTING 8/8/23 - 8/15/23
	WINSTON ENGINEERING LLC Total			<u>900.00</u>			
2672	TRI-CITY AMBULANCE						
				60,504.75	09/11/2023	IN248	2ND QTR AMBULANCE BILLING
	TRI-CITY AMBULANCE Total			<u>60,504.75</u>			
2840	ST CHARLES ARTS COUNCIL						
				2,668.25	09/07/2023	VCCART0723	HOTEL/MOTEL DISBURS-MAY-J

<u>VENDOR</u>	<u>VENDOR NAME</u>	<u>PO NUMBER</u>	<u>AMOUNT</u>	<u>DATE</u>	<u>INVOICE</u>	<u>DESCRIPTION</u>
	STAT PROC					
	ST CHARLES ARTS COUNCIL Total		<u>2,668.25</u>			
2929	FOOTE MIELKE CHAVEZ & ONEIL					
			500.00	09/07/2023	128	LEGAL JULIE SCHULTZ
			550.00	09/07/2023	129	LEGAL KENNEDY LEWIS
			500.00	09/07/2023	130	LEGAL LANAEA MALAK
			550.00	09/07/2023	131	LEGAL CURT RAU
			500.00	09/07/2023	132	LEGAL YOVANI BUCIO
			600.00	09/07/2023	133	LEGAL CAMERON LASZCZAK
			6,400.00	09/07/2023	134	MONTHLY RETAINER JULY/AUG
	FOOTE MIELKE CHAVEZ & ONEIL Total		<u>9,600.00</u>			
2950	SAFETY SUPPLY ILLINOIS LLC					
		120161	235.69	09/07/2023	1902783198	JACKET LINER W/LOGO
		120163	218.59	09/07/2023	1902783199	JACKETS/LINER W/LOGO
	SAFETY SUPPLY ILLINOIS LLC Total		<u>454.28</u>			
2968	ROB VICICONDI					
			15.00	09/07/2023	082823RV	PER DIEM ALCOHOL 9/27/23
	ROB VICICONDI Total		<u>15.00</u>			
2990	HAWKINS INC					
		112	4,697.40	09/07/2023	6554834	WATER DEPT CHEMICALS
	HAWKINS INC Total		<u>4,697.40</u>			
3002	REDISHRED CHICAGO INC					
			247.09	09/07/2023	1222559	MONTHLY SERVICES
	REDISHRED CHICAGO INC Total		<u>247.09</u>			
3099	MIDWEST SALT LLC					
		111	3,013.40	09/07/2023	P469285	MVP COARSE SOLAR SALT
	MIDWEST SALT LLC Total		<u>3,013.40</u>			
3102	RUSH PARTS CENTERS OF ILLINOIS					
			1,324.30	09/07/2023	3033352420	FILTER
		120405	193.92	09/07/2023	3033791512	INVENTORY ITEMS
	RUSH PARTS CENTERS OF ILLINOIS Total		<u>1,518.22</u>			
3131	VCNA PRAIRIE INC					
		119179	1,514.25	09/07/2023	890974962	READY MIX

<u>VENDOR</u>	<u>VENDOR NAME</u>	<u>STAT PROC</u>	<u>PO NUMBER</u>	<u>AMOUNT</u>	<u>DATE</u>	<u>INVOICE</u>	<u>DESCRIPTION</u>
			119179	1,201.75	09/07/2023	890974963	READY MIX
			119179	1,490.88	09/07/2023	890978989	READY MIX
			119179	1,176.38	09/07/2023	890991934	READY MIX
			119179	995.94	09/07/2023	891040165	READY MIX
			119179	1,246.63	09/07/2023	891050453	READY MIX
			119179	1,586.25	09/07/2023	891052821	READY MIX
			119179	1,245.63	09/07/2023	891096912	READY MIX
			119179	1,357.75	09/07/2023	891098931	READY MIX
			119179	1,371.75	09/07/2023	891133994	READY MIX
			119179	843.00	09/07/2023	891146312	READY MIX
			119179	1,259.50	09/07/2023	891146313	READY MIX
	VCNA PRAIRIE INC Total			<u>15,289.71</u>			
3138	SUBSURFACE SOLUTIONS						
			120261	20,692.00	09/07/2023	22574	RADIO DETECTION RECEIVER I
	SUBSURFACE SOLUTIONS Total			<u>20,692.00</u>			
3147	DUPAGE TOPSOIL INC						
			119308	1,125.00	09/07/2023	055880	DIRT
	DUPAGE TOPSOIL INC Total			<u>1,125.00</u>			
3156	TRANSUNION RISK & ALTERNATIVE						
			119148	250.20	09/07/2023	252639-202308-1	AUGUST 2023 BILLING
	TRANSUNION RISK & ALTERNATIVE Total			<u>250.20</u>			
3184	JIM KEEGAN						
				507.73	09/07/2023	082923JK	PER DIEM CONFERENCE
	JIM KEEGAN Total			<u>507.73</u>			
3203	OUTDOOR HOME SERVICES LLC						
			119212	163.05	09/07/2023	178922027	CITY HALL SERVICES
	OUTDOOR HOME SERVICES LLC Total			<u>163.05</u>			
3280	PLANET DEPOS LLC						
			119043	675.65	09/07/2023	603044	PLAN COMMISSION HEARING
			119043	-675.65	09/07/2023	603044	PLAN COMMISSION HEARING
	PLANET DEPOS LLC Total			<u>0.00</u>			
3288	FGM ARCHITECTS INC						
			120366	1,690.00	09/07/2023	23-3824.01-2	FIRING RANGE BUILDING

<u>VENDOR</u>	<u>VENDOR NAME</u>	<u>STAT PROC</u>	<u>PO NUMBER</u>	<u>AMOUNT</u>	<u>DATE</u>	<u>INVOICE</u>	<u>DESCRIPTION</u>
	FGM ARCHITECTS INC Total			<u>1,690.00</u>			
3408	ULINE INC		120157	740.00	09/07/2023	166443561	4 DRUM SPILL PALLET W/DRAIN
			120403	1,270.00	09/07/2023	167356649	TOLIET TISSUE
	ULINE INC Total			<u>2,010.00</u>			
3470	ILLINOIS LEAP			120.00	09/07/2023	0000647	BOSSSES DAY MTG&LUNCHEON
	ILLINOIS LEAP Total			<u>120.00</u>			
3505	Michael Redmann			355.50	09/07/2023	083023MR	PER DIEM K9 CONFERENCE
	Michael Redmann Total			<u>355.50</u>			
3686	NATIONAL POWER RODDING CORP		119246	45,651.75	09/07/2023	54367	STORM SEWER MAINTENANCE
	NATIONAL POWER RODDING CORP Total			<u>45,651.75</u>			
3694	Brandon Paus		119794	1,380.00	09/07/2023	083023	TUITION REIMBURSEMENT FSC
	Brandon Paus Total			<u>1,380.00</u>			
3766	PROVEN BUSINESS SYSTEMS			2,277.62	09/07/2023	1075406	XEROX SERVICE 7/23-8/22/23
	PROVEN BUSINESS SYSTEMS Total			<u>2,277.62</u>			
3786	EMPLOYEE BENEFITS CORPORATION		119126	230.58	09/07/2023	4139207	BEST FLEX PLAN
	EMPLOYEE BENEFITS CORPORATION Total			<u>230.58</u>			
3787	VIKING BROS INC		115	6,041.21	09/07/2023	INV_2023-664	BINS CON/FRQ CA7
	VIKING BROS INC Total			<u>6,041.21</u>			
3799	LRS HOLDINGS LLC		120461	39,281.15	09/07/2023	LR5415866	SOIL DISPOSAL
			119210	132.34	09/07/2023	PS553275	STREET SWEEPING
	LRS HOLDINGS LLC Total			<u>39,413.49</u>			
3800	Lora Vitek						

<u>VENDOR</u>	<u>VENDOR NAME</u>	<u>STAT PROC</u>	<u>PO NUMBER</u>	<u>AMOUNT</u>	<u>DATE</u>	<u>INVOICE</u>	<u>DESCRIPTION</u>
				18.61	09/07/2023	090523	MEETING ALD MUENZ
	Lora Vitek Total			<u>18.61</u>			
3882	CORE & MAIN LP						
			120140	20,298.90	09/07/2023	T268932	WATER DEPT PARTS
			120290	3,276.00	09/07/2023	T358788	INVENTORY ITEMS
				-160.00	09/07/2023	T365961	CREDIT - ORG INV T290520
			120165	160.00	09/07/2023	T366261	INVENTORY ITEMS
			120263	148.50	09/07/2023	T368031	SADDLE EPOXY
			120312	731.00	09/07/2023	T369951	INVENTORY ITEMS
			120350	80.00	09/07/2023	T377419	EPOXY STRAPS
			120356	46.00	09/07/2023	T379433	WATER DEPT PARTS
			120335	276.00	09/07/2023	T385203	MISC WATER DEPT PARTS
			120356	58.48	09/07/2023	T385479	DUC LUG
			120290	1,236.00	09/07/2023	T393202	COPPER TUBE
			120353	132.50	09/07/2023	T395066	SADDLE EPOXY STRAPS
			120290	4,095.00	09/07/2023	T395201	COPPER TUBE
			120383	640.00	09/07/2023	T397780	INVENTORY ITEMS
			120404	2,264.00	09/07/2023	T407031	EPOXY STRAPS
			120356	130.62	09/07/2023	T407882	BRASS BUSHING
			120165	160.00	09/07/2023	T422158	STRONGBACK
			120383	194.00	09/07/2023	T425860	ANCHOR
			120424	1,950.00	09/07/2023	T438486	MISC SUPPLIES
	CORE & MAIN LP Total			<u>35,717.00</u>			
3886	VIA CARLITA LLC						
			120309	3,447.34	09/07/2023	532513	REPAIR VEH 4007 RO 68338
			120316	225.00	09/07/2023	533089	REPAIR VEH 1919 RO 68366
	VIA CARLITA LLC Total			<u>3,672.34</u>			
3968	TRANSAMERICA CORPORATION						
				4,987.28	09/08/2023	RHFP230908104501PI	Retiree Healthcare Funding Pla
				1,349.79	09/08/2023	S115230908104501FD	Sect 115 Retiree Health Plan
	TRANSAMERICA CORPORATION Total			<u>6,337.07</u>			
3973	HSA BANK WIRE ONLY						
				216.67	09/08/2023	HSAF230908104501C/	Health Savings Plan - Family
				364.58	09/08/2023	HSAF230908104501CI	Health Savings Plan - Family
				3,801.87	09/08/2023	HSAF230908104501FI	Health Savings Plan - Family

<u>VENDOR</u>	<u>VENDOR NAME</u>	<u>STAT PROC</u>	<u>PO NUMBER</u>	<u>AMOUNT</u>	<u>DATE</u>	<u>INVOICE</u>	<u>DESCRIPTION</u>
				245.83	09/08/2023	HSAF230908104501FN	Health Savings Plan - Family
				1,004.17	09/08/2023	HSAF230908104501HF	Health Savings Plan - Family
				737.50	09/08/2023	HSAF230908104501IS	Health Savings Plan - Family
				1,463.14	09/08/2023	HSAF230908104501PI	Health Savings Plan - Family
				788.74	09/08/2023	HSAF230908104501PV	Health Savings Plan - Family
				202.08	09/08/2023	HSAS230908104501C/	Health Savings - Self Only
				160.42	09/08/2023	HSAS230908104501CI	Health Savings - Self Only
				1,078.76	09/08/2023	HSAS230908104501FI	Health Savings - Self Only
				852.09	09/08/2023	HSAS230908104501PI	Health Savings - Self Only
				345.84	09/08/2023	HSAS230908104501PV	Health Savings - Self Only
	HSA BANK WIRE ONLY Total			11,261.69			
3986	Simona Hawk			15.00	09/07/2023	090523SH	CAR WASH REIMBURSEMENT
	Simona Hawk Total			15.00			
3988	Joseph Gaske			324.50	09/07/2023	081523JG	PER DIEM ILEAS 9/11-9/15
	Joseph Gaske Total			324.50			
4033	J & F CONCRETE LIFTING CORP		119247	13,968.00	09/07/2023	1580	CONCRETE LIFTING SERVICES
	J & F CONCRETE LIFTING CORP Total			13,968.00			
4074	AMAZON CAPITAL SERVICES INC		119168	72.46	09/07/2023	11RK-T3CR-FPPF	MISC SUPPLIES
			120592	136.00	09/07/2023	11RK-T3CR-PMY6	MILWAUKEE M18 FUEL
			120593	82.86	09/07/2023	131T-PVNH-RPWC	3M ADHESIVE REMOVER
			119112	140.38	09/07/2023	13HL-XRKK-7CQG	MISC GENERAL SUPPLIES
			120519	35.68	09/07/2023	13R4-4QGK-FK4W	DIXON INDUSTRIAL REACH
			120416	109.50	09/07/2023	1737-1LQ9-MQFT	BANDING
			120587	456.06	09/07/2023	19GW-VR9M-Q7MW	DEWALT 20 V MAX BATTERY
			120509	300.99	09/07/2023	19JM-RPVP-1HVM	CAT6 PLENUM CABLE
			119112	183.55	09/07/2023	19JM-RPVP-PGH6	OFFICE SUPPLIES
			119131	29.16	09/07/2023	1C17-JQH-Q-M7TH	OFFICE SUPPLIES
			119112	79.99	09/07/2023	1C17-JQH-Q-TCLH	PREMIERE MICROSCOPE SLIDI
			120556	237.50	09/07/2023	1G47-NYLK-V94F	DOOR HANGER BAGS
			119131	51.43	09/07/2023	1GT9-QGD6-CXG4	OFFICE SUPPLIES
			120515	179.48	09/07/2023	1HDV-GRG7-HY6Q	MISC SUPPLIES

<u>VENDOR</u>	<u>VENDOR NAME</u>	<u>STAT PROC</u>	<u>PO NUMBER</u>	<u>AMOUNT</u>	<u>DATE</u>	<u>INVOICE</u>	<u>DESCRIPTION</u>
			119112	82.85	09/07/2023	1HKY-V414-VHLJ	MISC OFFICE SUPPLIES
			120292	55.38	09/07/2023	1KPN-JKCJ-3GVY	OUTDOOR ASHTRAY
			120534	159.90	09/07/2023	1L1X-919T-KHMC	FACE SHIELD MASK
			120495	93.70	09/07/2023	1LM3-DFYD-4WH7	WHEELMASTER VALVE
			119116	17.10	09/07/2023	1LTM-LNPL-FG1L	OFFICE SUPPLIES
			120014	95.48	09/07/2023	1QFW-K3PR-VVTG	COFFEE POT DECANter
			120483	30.72	09/07/2023	1QMV-R1J4-CM7D	INVENTORY ITEMS
			120483	176.16	09/07/2023	1QW9-4X7M-CHWM	AIRE GUARD TIRE PRESSURE I
			120505	506.98	09/07/2023	1RKG-WM7P-MJQF	COMMERICAL TOOLS
			120415	109.99	09/07/2023	1RNW-77CW-KCX3	OVERALLS
			119168	28.59	09/07/2023	1TMF-M6RR-MFXN	POLICE DEPT SUPPLIES
			119107	12.97	09/07/2023	1V49-KJVJ-Q16H	OFFICE SUPPLIES
			120394	44.94	09/07/2023	1VR7-7NHK-RC3D	LED RECHARGEABLE WORK LI
			119168	82.25	09/07/2023	1WFM-L6XF-4NC6	OFFICE SUPPLIES
			120158	22.49	09/07/2023	1XVC-1NGM-MG6F	RECFHARGEABLE BATTERY
			119041	34.98	09/07/2023	1YDK-N161-HGM1	ROCKER TOGGLE SWITCH
			120420	15.27	09/07/2023	1YKK-H4VY-R9RN	HIGH SPEED HDMI CABLE
			120589	368.03	09/07/2023	1YLN-3F9Y-X7WP	CAR CHARGER REPLACE
			119168	79.91	09/07/2023	1YVP-HYXH-9YCQ	OFFICE SUPPLIES
	AMAZON CAPITAL SERVICES INC Total			<u>4,112.73</u>			
4083	ESCH CONSTRUCTION SUPPLY INC		120270	5,952.18	09/07/2023	INV50552	ASPHALT PRODUCT
	ESCH CONSTRUCTION SUPPLY INC Total			<u>5,952.18</u>			
4121	HSA BANK		119127	82.00	09/07/2023	W480953	HSA SERVICE FEE
	HSA BANK Total			<u>82.00</u>			
4135	ILLINOIS PUBLIC RISK FUND			13,512.00	09/07/2023	79159	OCTOBER MONTHLY BILLING
	ILLINOIS PUBLIC RISK FUND Total			<u>13,512.00</u>			
4174	UNIFIRST CORPORATION		119320	136.31	09/07/2023	1320058494	FLEET UNIFORMS
	UNIFIRST CORPORATION Total			<u>136.31</u>			
4242	MID AMERICA ENERGY SERVICES		119248	5,051.15	09/07/2023	23147	1900 TYLER RD STORM REPAIF
			119242	5,177.25	09/07/2023	23148	913 STEEPLECHASE VALVE

<u>VENDOR</u>	<u>VENDOR NAME</u>	<u>STAT PROC</u>	<u>PO NUMBER</u>	<u>AMOUNT</u>	<u>DATE</u>	<u>INVOICE</u>	<u>DESCRIPTION</u>
			119248	2,516.70	09/07/2023	23151	1222 ELM ST STORM SEWER R
			119243	8,719.35	09/07/2023	23152	218 N 6TH ST WATER SERVICE
			119248	5,714.40	09/07/2023	23153	1020 CEDAR AVE STORMSEWE
			119248	8,255.47	09/07/2023	23154	314 OAK ST HDD WATER SERVI
			119248	-8,255.47	09/07/2023	23154	314 OAK ST HDD WATER SERVI
			120523	8,255.47	09/07/2023	23154A	314 OAK ST NEW WATER SERV
			120466	70,070.60	09/07/2023	23155	TIMBER TRAILS WATERMAIN
	MID AMERICA ENERGY SERVICES Total			<u>105,504.92</u>			
4267	THE RESPONSIVE MAILROOM INC			56.65	09/07/2023	61274	CAFR COVERS
	THE RESPONSIVE MAILROOM INC Total			<u>56.65</u>			
4323	AFL ACQUISITION LLC		119975	2,052.00	09/07/2023	19583	INVENTORY ITEMS
	AFL ACQUISITION LLC Total			<u>2,052.00</u>			
4333	STEALTH SECURITY INC		119086	359.70	09/07/2023	53703	MISC MEDICAL SUPPLIES
	STEALTH SECURITY INC Total			<u>359.70</u>			
4352	ZORO TOOLS INC		120325	828.10	09/07/2023	INV12888597	EXAM GLOVES
			120326	115.17	09/07/2023	INV12897759	MANHOLE COVER HOOK
	ZORO TOOLS INC Total			<u>943.27</u>			
4430	P A CRIMSON FIRE		119617	5,651.01	09/07/2023	28766	ANNUAL FIRE EXTINGUISHER 1
	P A CRIMSON FIRE Total			<u>5,651.01</u>			
4456	FEHR GRAHAM & ASSOCIATES LLC		120302	1,022.00	09/07/2023	115721	PROF SERVICE-LICENSE WAST
			120302	4,773.75	09/07/2023	115722	PROF SERVICE-LICNESE WAST
	FEHR GRAHAM & ASSOCIATES LLC Total			<u>5,795.75</u>			
4473	BRAD MANNING FORD INC		120361	325.00	09/07/2023	FOCS134233	TOWING VEH 1740
	BRAD MANNING FORD INC Total			<u>325.00</u>			
4478	MECHANICAL INC						

<u>VENDOR</u>	<u>VENDOR NAME</u>	<u>STAT PROC</u>	<u>PO NUMBER</u>	<u>AMOUNT</u>	<u>DATE</u>	<u>INVOICE</u>	<u>DESCRIPTION</u>
			120562	14,412.80	09/07/2023	CHI191816	BRADLEY MIXING REPLACEME
			120540	507.00	09/07/2023	CHI192429	HOT WATER PUMP REPAIR
			120540	8,306.02	09/07/2023	CHI192500	RTU 4 VIBRATING
	MECHANICAL INC Total			23,225.82			
4493	ALTA ENTERPRISES LLC						
			119524	1,046.76	09/07/2023	SP4/72630	RETAINER PIN AND CHISEL
			119524	491.92	09/07/2023	SP4/72632	TOOL BUSHING AND RETAINER
	ALTA ENTERPRISES LLC Total			1,538.68			
4533	ROLLINS INC						
			119590	350.00	09/07/2023	190345623212	PEST CONTROL
	ROLLINS INC Total			350.00			
4539	MATTHEW SAULKA						
			119050	1,327.33	09/07/2023	1683	FOUNTAIN MAINTENANCE
	MATTHEW SAULKA Total			1,327.33			
4566	T AND T LANDSCAPE CONSTRUCTION						
			119208	7,055.50	09/07/2023	11122	BRICK WORK
			119208	-7,055.50	09/07/2023	11122	BRICK WORK
			119208	6,279.00	09/07/2023	11124	CROSSWALKS BY CITY HALL
	T AND T LANDSCAPE CONSTRUCTION Total			6,279.00			
4593	Heather McGuire						
				114.00	09/07/2023	083123	PARKING REIMBURSEMENT
	Heather McGuire Total			114.00			
4613	KANE REPERTORY THEATRE CO						
				2,443.75	09/07/2023	VCCKRT0723	HOTEL/MOTEL DISBURS-MAY-J
	KANE REPERTORY THEATRE CO Total			2,443.75			
4680	PACE ANALYTICAL SERVICES LLC						
			119471	1,305.00	09/07/2023	I9564312	TESTING SERVICES WELL
			119471	1,305.00	09/07/2023	I9564313	TESTING SERVICES WELL
			119471	1,305.00	09/07/2023	I9564314	TESTING SERVICES
			119471	698.40	09/07/2023	I9565486	ST CHARLES WELL TESTING
	PACE ANALYTICAL SERVICES LLC Total			4,613.40			
4708	SAMS CLUB						

<u>VENDOR</u>	<u>VENDOR NAME</u>	<u>STAT PROC</u>	<u>PO NUMBER</u>	<u>AMOUNT</u>	<u>DATE</u>	<u>INVOICE</u>	<u>DESCRIPTION</u>
			120653	279.60	09/11/2023	10099134165	INVENTORY ITEMS PAPER BOV
			120616	73.68	09/06/2023	1097499467	COFFEE SUPPLIES
			120597	167.76	09/05/2023	10097214627	UTENSILS
	SAMS CLUB Total			521.04			
4783	ST CHARLES PROF FIREFIGHTERS			1,674.66	09/08/2023	UNF 230908104501FD	Union Dues - IAFF
	ST CHARLES PROF FIREFIGHTERS Total			1,674.66			
4813	COMMERCIAL TIRE SERVICES INC		120251	1,318.48	09/07/2023	9980003808	EAGLE ENFORCER TIRES
	COMMERCIAL TIRE SERVICES INC Total			1,318.48			
4825	SAMUEL A BONILLA III			897.00	09/07/2023	23-08	AUGUST HEARING OFFICERS
	SAMUEL A BONILLA III Total			897.00			
4830	ANTHONY TIMBERS LLC		119580	4,701.39	09/07/2023	134	VULNERABILITY MGMT&MONIT
	ANTHONY TIMBERS LLC Total			4,701.39			
4845	WESTERN WATERPROOFING COMPANY		120173	3,600.00	09/07/2023	114913	SHORING
	WESTERN WATERPROOFING COMPANY Total			3,600.00			
4848	NCH CORPORATION		120331	457.40	09/07/2023	8344782	LOK CEASE AEROSOL
	NCH CORPORATION Total			457.40			
4859	LANDSCAPE MATERIAL		119204	4,482.50	09/07/2023	35733	WOOD CHIPS
			119204	950.00	09/07/2023	35747	WOOD CHIPS
	LANDSCAPE MATERIAL Total			5,432.50			
4870	HD SUPPLY INC		120111	549.70	09/07/2023	INV00105063	ANALIZER
			120150	1,939.78	09/07/2023	INV00107542	INVENTORY ITEMS
	HD SUPPLY INC Total			2,489.48			
4871	QT RENTS LLC		118782	106,401.05	09/07/2023	090623	2024 TRAILER

<u>VENDOR</u>	<u>VENDOR NAME</u>	<u>STAT PROC</u>	<u>PO NUMBER</u>	<u>AMOUNT</u>	<u>DATE</u>	<u>INVOICE</u>	<u>DESCRIPTION</u>
	QT RENTS LLC Total			<u><u>106,401.05</u></u>			
4883	LEONARDI APPLIANCE PARTS &		119889	22,255.00	09/07/2023	162926	MISC APPLIANCE ST2&ST3
	LEONARDI APPLIANCE PARTS & Total			<u><u>22,255.00</u></u>			
4884	GENSERVE LLC		119979	13,961.50	09/07/2023	0369678-IN	RED GATE/CRANE RD REPAIR
	GENSERVE LLC Total			<u><u>13,961.50</u></u>			
4885	COLLIFLOWER INC		119054	116.00	09/07/2023	02093890	RS FACE SEAL KIT CAP & PLUG
			119054	397.74	09/07/2023	02102307	FLEET PARTS FOR VEHICLE
	COLLIFLOWER INC Total			<u><u>513.74</u></u>			
4915	DESMAN INC		119762	2,187.50	09/07/2023	C23173	DOWTOWN PARKING STUDY
	DESMAN INC Total			<u><u>2,187.50</u></u>			
4942	AMERICAN EROSION CONTROL		120321	3,675.00	09/07/2023	INV2158	SINGLE NET STRAW BIO-NET
	AMERICAN EROSION CONTROL Total			<u><u>3,675.00</u></u>			
4953	ST CHARLES IL HARDWARE STORE		120421	53.98	09/07/2023	332/1	RETRIEVING MAGNET
	ST CHARLES IL HARDWARE STORE Total			<u><u>53.98</u></u>			
4958	PRESERVATION SERVICES INC		120360	151,024.50	09/13/2023	5490	ROOF REPLACEMENT-APPL #1
	PRESERVATION SERVICES INC Total			<u><u>151,024.50</u></u>			
4963	DEL GALDO LAW GROUP LLC			337.50	09/07/2023	31715	SERVICES 6/1/23-6/30/23
	DEL GALDO LAW GROUP LLC Total			<u><u>337.50</u></u>			
999001406	MATT DEL GIUDICE			209.00	09/07/2023	082923	REIMBURSEMENT FOR DAMAG
	MATT DEL GIUDICE Total			<u><u>209.00</u></u>			

<u>VENDOR</u>	<u>VENDOR NAME</u>	<u>STAT PROC</u>	<u>PO NUMBER</u>	<u>AMOUNT</u>	<u>DATE</u>	<u>INVOICE</u>	<u>DESCRIPTION</u>
			Grand Total:	8,182,558.33			

The above expenditures have been approved for payment:

_____	_____
Chairman, Government Operations Committee	Date
_____	_____
Vice Chairman, Government Operations Committee	Date
_____	_____
Finance Director	Date



**City of St. Charles, Illinois
Monthly Treasurer's and Finance Report
FY 2023-24**



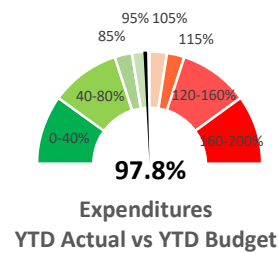
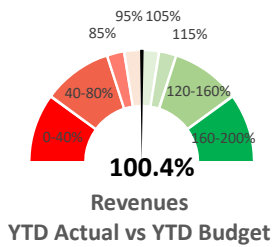
Month of: August, 2023

John Harrill

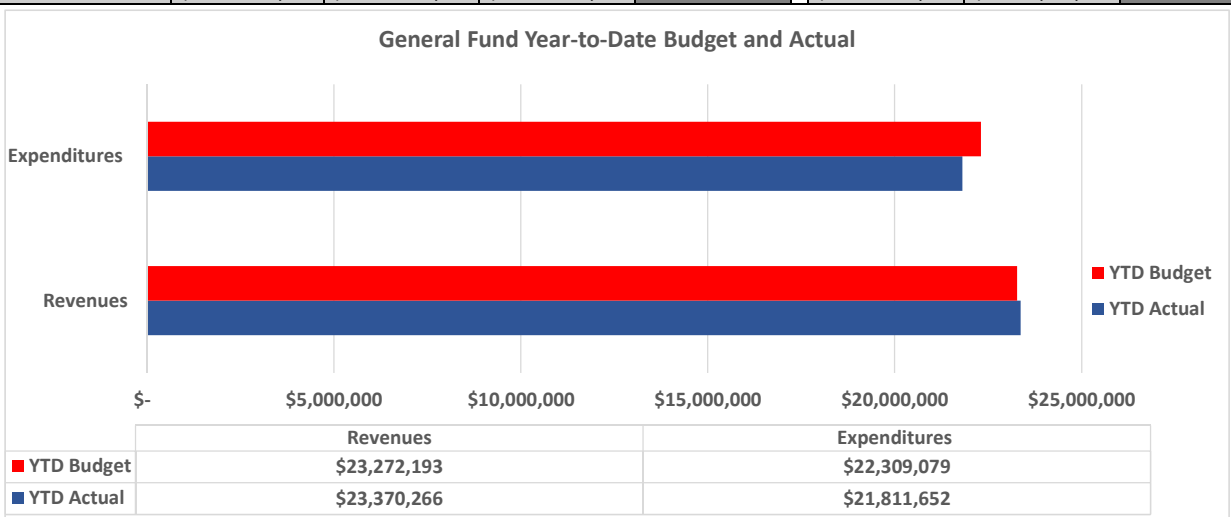
Date

City of St. Charles
Monthly Financial Report / Summary
General Fund Summary

Revenue Type	Total Annual Budget	Current Month Budget	Current Month Actual	% Variance	Year-to-Date Budget	Year-to-Date Actual	YTD Actual vs. Budget
Property Tax	\$ 14,621,368	\$ 189,498	\$ 281,190	100.0%	\$ 8,028,121	\$ 8,056,052	100.3%
Sales & Use Tax	26,908,000	2,212,891	2,210,372	-0.1%	8,077,595	8,321,807	103.0%
Other Taxes	10,958,125	888,317	766,863	-13.7%	3,921,217	3,716,527	94.8%
Franchise Fees	3,618,000	402,488	383,309	-4.8%	1,183,540	1,130,518	95.5%
Charges for Services	1,079,545	261,118	285,217	9.2%	406,717	462,348	113.7%
Other Revenues	2,772,575	207,525	225,918	8.9%	1,055,003	1,077,988	102.2%
Transfers In	799,132	-	-	-100.0%	600,000	605,026	0.0%
Total	\$ 60,756,745	\$ 4,161,837	\$ 4,152,869	-0.2%	\$ 23,272,193	\$ 23,370,266	100.4%



Expenditure Type	Total Annual Budget	Current Month Budget	Current Month Actual	% Variance	Year-to-Date Budget	Year-to-Date Actual	YTD Actual vs. Budget
Personnel Services	\$ 39,579,060	\$ 2,549,404	\$ 2,371,900	-7.0%	\$ 15,593,403	\$ 14,796,508	94.9%
Materials and Supplies	1,759,786	122,703	149,682	22.0%	448,072	368,105	82.2%
Contractual Services	12,364,991	952,307	1,286,150	35.1%	3,610,796	3,947,295	109.3%
Other Operating	2,229,405	19,115	7,315	-61.7%	2,076,460	2,145,444	103.3%
Departmental Allocations	(2,775,870)	(231,323)	(231,322)	0.0%	(925,292)	(925,288)	100.0%
Capital	130,550	10,583	4,000	-62.2%	42,332	17,691	41.8%
Transfers Out	7,428,860	16,667	112,769	576.6%	1,463,308	1,461,897	99.9%
Total	\$ 60,716,782	\$ 3,439,456	\$ 3,700,494	7.6%	\$ 22,309,079	\$ 21,811,652	97.8%
Revenues Over/(Under) Expenditures	\$ 39,963	\$ 722,381	\$ 452,375		\$ 963,114	\$ 1,558,614	



City of St. Charles
Monthly Financial Report / Summary
Other Funds Summary

	Current Annual Budget	Current Month			Year-to-Date		
		Budget	Actual	% Variance	Budget	Actual	% Variance
ENTERPRISE FUNDS							
Electric Fund							
Revenues							
User Charges	\$ 61,543,000	\$ 5,128,583	\$ 5,714,747	11.4%	\$ 20,514,332	\$ 20,497,656	-0.1%
Connection Fees	50,000	4,167	1,870	-55.1%	16,668	18,630	11.8%
Reimbursement for Projects	6,200,000	216,667	2,988	-98.6%	1,366,668	1,152,522	-15.7%
Investment Income	1,157,695	96,474	115,263	19.5%	385,896	362,394	-6.1%
Other Revenues	563,616	45,049	105,685	134.6%	193,351	257,731	33.3%
Transfers In	200,000	16,667	7,769	-53.4%	66,668	35,025	-47.5%
Total Revenues	69,714,311	5,507,607	5,948,322		22,543,583	22,323,958	
Expenditures							
Personnel Services	4,376,691	336,669	335,970	-0.2%	1,517,574	1,401,916	-7.6%
Commodities	279,700	23,308	29,885	28.2%	93,232	95,798	2.8%
Contractual Services	45,871,835	3,822,652	4,049,368	5.9%	15,290,608	15,574,749	1.9%
Other Operating	5,111,510	425,961	431,040	1.2%	1,703,844	1,727,761	1.4%
Capital	11,969,844	497,488	149,764	-69.9%	2,989,952	1,781,059	-40.4%
Debt Service	1,386,045	-	-	0.0%	194,010	192,562	-0.7%
Department Allocations	1,084,830	90,402	90,402	0.0%	361,608	361,608	0.0%
Total Expenditures	70,080,455	5,196,480	5,086,429		22,150,828	21,135,453	
Excess (Deficiency)	\$ (366,144)	\$ 311,127	\$ 861,893		\$ 392,755	\$ 1,188,505	
Water Fund							
Revenues							
User Charges	\$ 9,702,750	\$ 808,563	\$ 923,530	14.2%	\$ 3,234,252	\$ 3,477,863	7.5%
Connection Fees	225,000	18,750	1,730	-90.8%	75,000	32,693	-56.4%
IEPA Loans	7,360,000	-	-	0.0%	-	-	0.0%
Investment Income	78,079	6,507	12,596	93.6%	26,028	57,404	120.5%
Other Revenues	205,345	17,112	17,205	0.5%	68,448	67,972	-0.7%
Total Revenues	17,571,174	850,932	955,061		3,403,728	3,635,932	
Expenditures							
Personnel Services	1,418,642	108,945	160,187	47.0%	493,160	648,426	31.5%
Commodities	862,087	71,844	112,648	56.8%	287,376	275,184	-4.2%
Contractual Services	2,297,656	191,470	320,675	67.5%	765,880	842,308	10.0%
Other Operating	63,310	5,276	18,947	259.1%	21,104	34,224	62.2%
Capital	13,152,258	421,023	305,660	-27.4%	3,034,092	1,235,676	-59.3%
Debt Service	2,275,728	290,061	174,210	-39.9%	578,478	448,601	-22.5%
Department Allocations	739,930	61,661	61,661	0.0%	246,644	246,644	0.0%
Total Expenditures	20,809,611	1,150,280	1,153,988		5,426,734	3,731,063	
Excess (Deficiency)	\$ (3,238,437)	\$ (299,348)	\$ (198,927)		\$ (2,023,006)	\$ (95,131)	
Wastewater Fund							
Revenues							
User Charges	\$ 12,837,200	\$ 1,069,767	\$ 1,074,962	0.5%	\$ 4,279,068	\$ 4,229,104	-1.2%
Connection Fees	285,000	23,750	1,660	-93.0%	95,000	65,638	-30.9%
ARPA Funding	882,554	-	-	0.0%	441,278	446,609	1.2%
IEPA Loans	11,179,000	-	-	0.0%	-	-	0.0%
Investment Income	246,103	20,509	52,059	153.8%	82,036	186,620	127.5%
Other Revenues	156,444	8,037	5,205	-35.2%	32,148	26,481	-17.6%
Total Revenues	25,586,301	1,122,063	1,133,886		4,929,530	4,954,452	
Expenditures							
Personnel Services	2,231,106	171,175	133,238	-22.2%	776,903	590,884	-23.9%
Commodities	662,159	55,179	39,026	-29.3%	220,716	151,117	-31.5%
Contractual Services	2,921,967	205,997	210,771	2.3%	936,488	745,481	-20.4%
Other Operating	67,105	5,592	8,316	48.7%	22,368	55,117	146.4%
Capital	18,917,594	645,967	1,209,688	87.3%	4,444,868	2,607,171	-41.3%
Debt Service	4,481,864	462,000	307,099	-33.5%	1,802,517	1,803,971	0.1%
Department Allocations	951,110	79,259	79,259	0.0%	317,036	317,036	0.0%
Total Expenditures	30,232,905	1,625,169	1,987,397		8,520,896	6,270,777	
Excess (Deficiency)	\$ (4,646,604)	\$ (503,106)	\$ (853,511)		\$ (3,591,366)	\$ (1,316,325)	

City of St. Charles
Monthly Financial Report / Summary
Other Funds Summary

	Current Annual Budget	Current Month			Year-to-Date		
		Budget	Actual	% Variance	Budget	Actual	% Variance
Refuse Fund							
Revenues							
User Charges	\$ 529,750	\$ 44,146	\$ 44,349	0.5%	\$ 176,584	\$ 177,082	0.3%
Other Revenues	21,115	1,760	4,541	158.0%	7,040	7,857	11.6%
Transfers In	105,000	105,000	105,000	0.0%	105,000	105,000	0.0%
Total Revenues	655,865	150,906	153,890		288,624	289,939	
Expenditures							
Commodities	4,200	350	-	-100.0%	1,400	3,923	180.2%
Contractual Services	570,800	26,716	25,609	-4.1%	85,798	71,971	-16.1%
Total Expenditures	575,000	27,066	25,609		87,198	75,894	
Excess (Deficiency)	\$ 80,865	\$ 123,840	\$ 128,281		\$ 201,426	\$ 214,045	
TAX INCREMENT FINANCING DISTRICT FUNDS							
TIF 3 - St. Charles Mall Fund							
Revenues	\$ 1,350,700	\$ 70	\$ 367	424.3%	\$ 650,280	\$ 676,218	4.0%
Expenditures	799,702	-	-	0.0%	600,000	605,026	0.0%
Excess (Deficiency)	\$ 550,998	\$ 70	\$ 367		\$ 50,280	\$ 71,192	
TIF 4 - Fist St. Development Fund							
Revenues	\$ 424,700	\$ 150	\$ 5,324	3449.3%	\$ 212,050	\$ 287,092	35.4%
Expenditures	424,700	-	-	0.0%	281,604	127,050	-54.9%
Excess (Deficiency)	\$ -	\$ 150	\$ 5,324		\$ (69,554)	\$ 160,042	
TIF 5 - St. Charles Manufacturing Fund							
Revenues	\$ 223,315	\$ 40,050	\$ 35,430	-11.5%	\$ 134,240	\$ 150,495	12.1%
Expenditures	223,315	-	-	0.0%	2,325	2,325	0.0%
Excess (Deficiency)	\$ -	\$ 40,050	\$ 35,430		\$ 131,915	\$ 148,170	
TIF 7 - Downtown Fund							
Revenues	\$ 1,226,000	\$ 220,700	\$ 49,023	-77.8%	\$ 822,600	\$ 859,457	4.5%
Expenditures	593,507	-	-	0.0%	154,554	154,554	0.0%
Excess (Deficiency)	\$ 632,493	\$ 220,700	\$ 49,023		\$ 668,046	\$ 704,903	
MOTOR FUEL TAX FUND							
Motor Fuel Tax Fund							
Revenues	\$ 1,502,512	\$ 125,545	\$ 132,537	5.6%	\$ 502,180	\$ 561,068	11.7%
Expenditures	2,525,000	1,265,000	1,213,887	-4.0%	1,765,000	1,500,448	-15.0%
Excess (Deficiency)	\$ (1,022,488)	\$ (1,139,455)	\$ (1,081,350)		\$ (1,262,820)	\$ (939,380)	

City of St. Charles
Monthly Financial Report / Summary
Other Funds Summary

	Current Annual Budget	Current Month			Year-to-Date		
		Budget	Actual	% Variance	Budget	Actual	% Variance
CAPITAL PROJECT FUNDS							
Capital Projects Fund							
Revenues							
Home Rule Sales Tax	3,667,000	\$ -	\$ -	0.0%	\$ -	\$ -	0.0%
Video Gaming Revenue	360,000	30,000	31,249	4.2%	120,000	122,815	2.3%
Transfers In	1,200,000	-	-	0.0%	-	-	0.0%
Other	230,905	13,000	37,181	186.0%	63,900	136,504	113.6%
Total Revenues	\$ 5,457,905	\$ 43,000	\$ 68,430		\$ 183,900	\$ 259,319	
Expenditures							
	7,133,691	100,000	76,138	-23.9%	985,000	340,551	-65.4%
Total Expenditures	\$ 7,133,691	\$ 100,000	\$ 76,138		\$ 985,000	\$ 340,551	
Excess (Deficiency)	\$ (1,675,786)	\$ (57,000)	\$ (76,138)		\$ (985,000)	\$ (340,551)	
Central Downtown (TIF 7) Capital Project Fund							
Revenues	\$ -	\$ -	\$ 2,458	100.0%	\$ -	\$ 9,240	100.0%
Expenditures	5,470	-	-	0.0%	-	-	0.0%
Excess (Deficiency)	\$ (5,470)	\$ -	\$ 2,458		\$ -	\$ 9,240	
Central Downtown (TIF 7) 1st Street Plaza							
Revenues	\$ 587,321	\$ -	\$ 16,017	100.0%	\$ 587,321	\$ 737,442	25.6%
Expenditures	4,483,601	648,360	906,909	39.9%	1,545,081	1,466,407	0.0%
Excess (Deficiency)	\$ (3,896,280)	\$ (648,360)	\$ (890,892)		\$ (957,760)	\$ (728,965)	
REPLACEMENT FUND							
Equipment Replacement							
Revenues	\$ 441,401	\$ 1,250	\$ 5,206	316.5%	\$ 431,401	\$ 440,086	2.0%
Expenditures	163,225	10,000	6,018	-39.8%	51,625	64,864	25.6%
Excess (Deficiency)	\$ 278,176	\$ (8,750)	\$ (812)		\$ 379,776	\$ 375,222	
DEBT SERVICE FUNDS							
Debt Service							
Revenues							
Sales & Use Tax	\$ 1,320,000	\$ 110,000	\$ 176,099	60.1%	\$ 440,000	\$ 536,099	21.8%
Other Revenues	20,000	1,666	10,961	557.9%	6,664	33,692	405.6%
Transfers In	7,448,143	-	-	0.0%	1,202,815	1,202,813	0.0%
Total Revenues	8,788,143	111,666	187,060		1,649,479	1,772,604	
Expenditures							
Debt Service	8,405,544	-	-	0.0%	1,239,015	1,239,013	0.0%
Contractual Services	4,300	-	-	0.0%	-	-	0.0%
Total Expenditures	8,409,844	-	-		1,239,015	1,239,013	
Excess (Deficiency)	\$ 378,299	\$ 111,666	\$ 187,060		\$ 410,464	\$ 533,591	
INTERNAL SERVICE FUNDS							
Inventory							
Revenues	\$ 3,886,555	\$ 323,865	\$ 300,582	-7.2%	\$ 1,295,465	\$ 1,216,085	-6.1%
Expenditures	3,526,860	301,952	270,421	-10.4%	1,180,403	1,112,991	-5.7%
Excess (Deficiency)	\$ 359,695	\$ 21,913	\$ 30,161		\$ 115,062	\$ 103,094	

City of St. Charles
Monthly Financial Report / Summary
Other Funds Summary

	Current Annual Budget	Current Month			Year-to-Date		
		Budget	Actual	% Variance	Budget	Actual	% Variance
Fleet Services							
Revenues	\$ 3,407,160	\$ 117,264	\$ 164,883	40.6%	\$ 2,469,056	\$ 2,543,373	3.0%
Expenditures	2,468,891	374,408	112,555	-69.9%	887,631	783,071	-11.8%
Excess (Deficiency)	\$ 938,269	\$ (257,144)	\$ 52,328		\$ 1,581,425	\$ 1,760,302	
Workers Compensation & Liability							
Revenues	\$ 913,685	\$ 13,640	\$ 20,939	53.5%	\$ 804,560	\$ 806,675	0.3%
Expenditures	949,025	42,640	68,145	59.8%	421,125	449,161	6.7%
Excess (Deficiency)	\$ (35,340)	\$ (29,000)	\$ (47,206)		\$ 383,435	\$ 357,514	
Communications							
Revenues	\$ 371,393	\$ 2,507	\$ 2,732	9.0%	\$ 124,171	\$ 304,190	145.0%
Expenditures	381,364	25,284	71,114	181.3%	170,669	172,927	1.3%
Excess (Deficiency)	\$ (9,971)	\$ (22,777)	\$ (68,382)		\$ (46,498)	\$ 131,263	

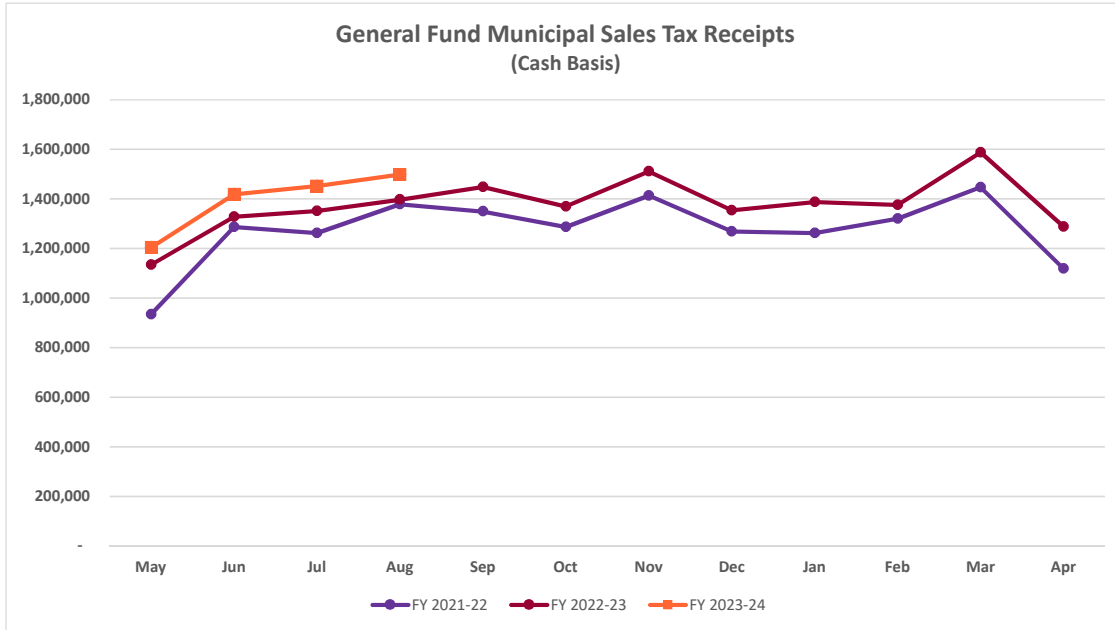
City of St. Charles
Monthly Financial Report / General Fund Revenue
Municipal 1% Sales Tax Revenue

FY 2023-24 Budget:

\$ 17,380,000

Percentage of General Fund Revenues:

28.6%



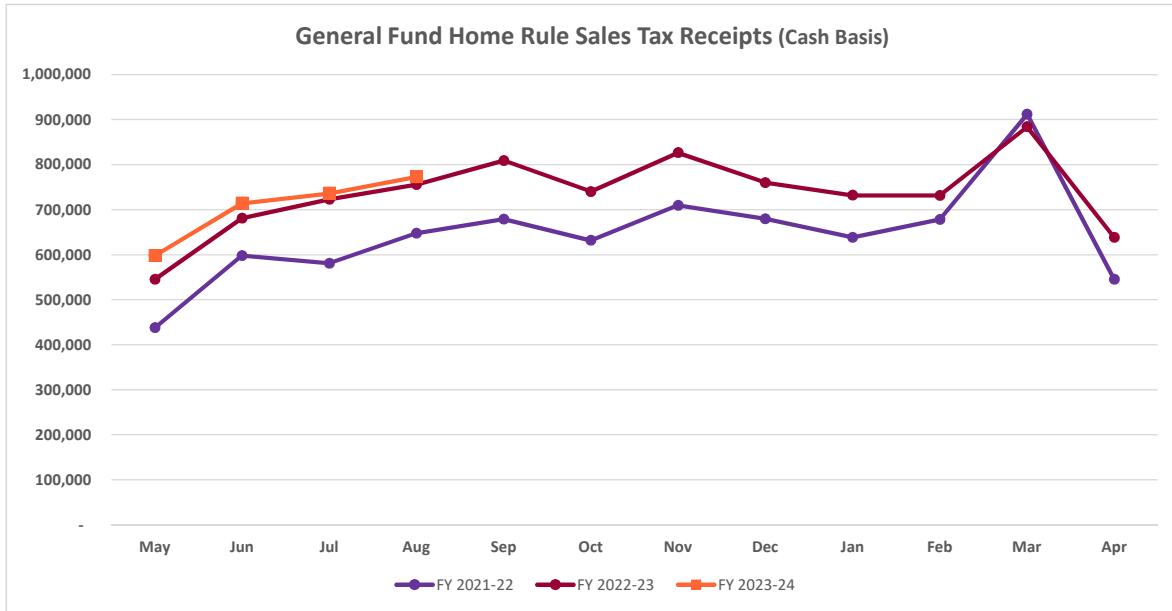
<u>Liability</u>	<u>Disbursement</u>	<u>Actual</u> FY 2021-22	<u>Actual</u> FY 2022-23	<u>Percent</u> <u>Change</u>	<u>Actual</u> FY 2023-24	<u>Percent</u> <u>Change</u>	<u>Budget</u> FY 2023-24	<u>Budget</u> <u>Variance</u>	<u>Percent</u> <u>Variance</u>
February	May	934,336	1,133,874	21.4%	1,203,717	6.2%	1,161,085	42,632	3.7%
March	June	1,287,014	1,327,445	3.1%	1,418,136	6.8%	1,360,923	57,213	4.2%
April	July	1,262,466	1,351,542	7.1%	1,452,005	7.4%	1,351,430	100,575	7.4%
May	August	1,378,540	1,396,924	1.3%	1,498,175	7.2%	1,432,651	65,524	0.0%
June	September	1,349,223	1,447,582	7.3%	-	-100.0%	-	-	0.0%
July	October	1,286,485	1,369,152	6.4%	-	-100.0%	-	-	0.0%
August	November	1,413,533	1,510,600	6.9%	-	-100.0%	-	-	0.0%
September	December	1,268,068	1,354,112	6.8%	-	-100.0%	-	-	0.0%
October	January	1,262,049	1,386,959	9.9%	-	-100.0%	-	-	0.0%
November	February	1,319,971	1,375,770	4.2%	-	-100.0%	-	-	0.0%
December	March	1,446,954	1,587,911	9.7%	-	-100.0%	-	-	0.0%
January	April	1,118,215	1,287,941	15.2%	-	-100.0%	-	-	0.0%
	Total	15,326,854	16,529,812		5,572,033		5,306,089		

Note - The amounts above include the sales tax revenue pledged to pay the principal and interest due on the Series 2016 Senior Lien Limited Sales Tax Revenue Refunding Bonds.

City of St. Charles
Monthly Financial Report / General Fund Revenue
Home Rule 1% Sales Tax Revenue

FY 2023-24 Budget: \$ 9,355,000

Percentage of General Fund Revenues: 15.4%



Liability	Disbursement	Actual	Actual	Percent	Actual	Percent	Budget	Budget	Percent
		FY 2021-22	FY 2022-23	Change	FY 2023-24	Change	FY 2023-24	Variance	Variance
February	May	437,810	545,244	24.5%	597,974	9.7%	556,634	41,340	7.4%
March	June	597,956	681,414	14.0%	714,443	4.8%	696,705	17,738	2.5%
April	July	580,918	722,991	24.5%	736,280	1.8%	719,163	17,117	2.4%
May	August	647,838	755,994	16.7%	772,924	2.2%	773,422	(498)	0.0%
June	September	679,307	809,045	19.1%	-	-100.0%	-	-	0.0%
July	October	631,922	740,120	17.1%	-	-100.0%	-	-	0.0%
August	November	709,819	826,723	16.5%	-	-100.0%	-	-	0.0%
September	December	680,055	760,256	11.8%	-	-100.0%	-	-	0.0%
October	January	638,791	732,102	14.6%	-	-100.0%	-	-	0.0%
November	February	678,451	731,621	7.8%	-	-100.0%	-	-	0.0%
December	March	912,078	884,170	-3.1%	-	-100.0%	-	-	0.0%
January	April	545,228	638,203	17.1%	-	-100.0%	-	-	0.0%
	Total	7,740,173	8,827,883		2,821,621		2,745,924		

Notes:

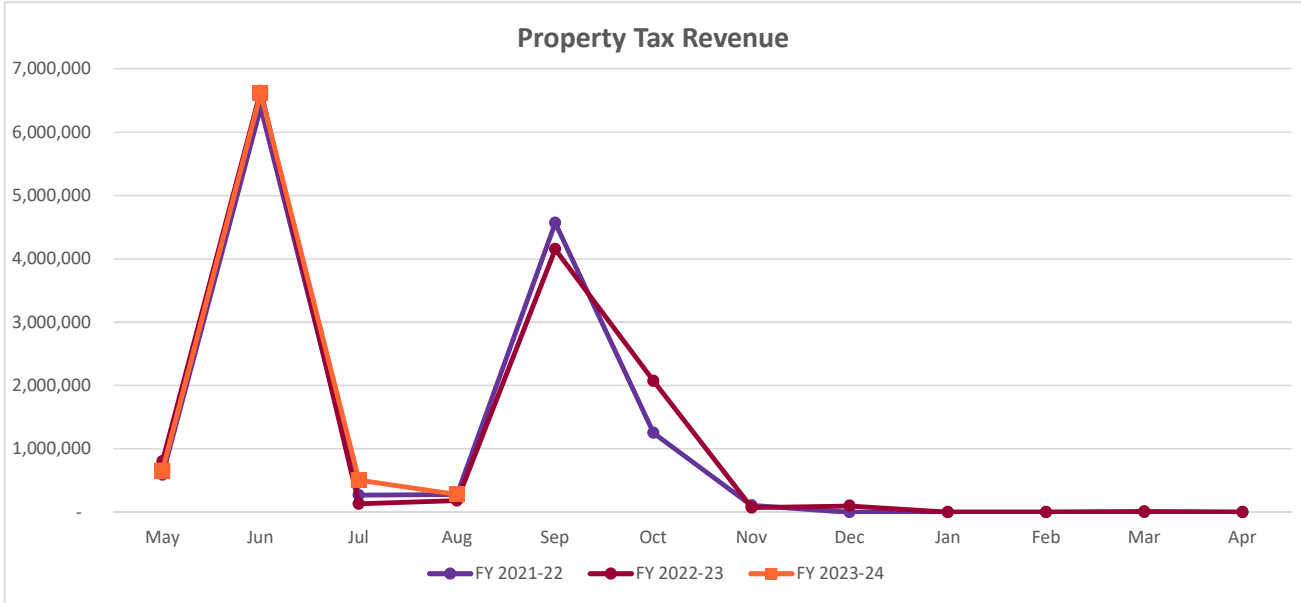
The 1% home rule sales tax revenue is not applicable to sales of food prepared for immediate consumption, drugs and titled vehicles.

The amounts above include the sales tax revenue pledged to pay the principal and interest due on the Series 2016 Senior Lien Limited Sales Tax Revenue Refunding Bonds.

City of St. Charles Monthly Financial Report / General Fund Revenue Property Taxes

FY 2023-24 Budget: \$ 14,621,368

Percentage of General Fund Revenues: 24.1%



<u>Disbursement</u>	<u>Actual FY 2021-22</u>	<u>Actual FY 2022-23</u>	<u>Percent Change</u>	<u>Actual FY 2023-24</u>	<u>Percent Change</u>	<u>Budget FY 2023-24</u>	<u>Budget Variance</u>	<u>Percent Variance</u>
May	589,459	805,400	36.6%	654,988	-18.7%	831,913	(176,925)	-21.3%
June	6,390,064	6,646,309	4.0%	6,611,985	-0.5%	6,669,411	(57,426)	-0.9%
July	266,973	132,928	-50.2%	507,889	282.1%	337,299	170,590	50.6%
August	278,408	183,783	-34.0%	281,190	53.0%	189,498	91,692	48.4%
September	4,564,047	4,148,327	-9.1%	-	-100.0%	-	-	0.0%
October	1,250,673	2,072,622	65.7%	-	-100.0%	-	-	0.0%
November	108,492	72,733	-33.0%	-	-100.0%	-	-	0.0%
December	-	99,240	100.0%	-	100.0%	-	-	0.0%
January	-	-	0.0%	-	0.0%	-	-	0.0%
February	-	-	0.0%	-	0.0%	-	-	0.0%
March	-	11,794	100.0%	-	100.0%	-	-	0.0%
April	-	-	0.0%	-	-	-	-	0.0%
	13,448,116	14,173,136		8,056,052		8,028,121	27,931	

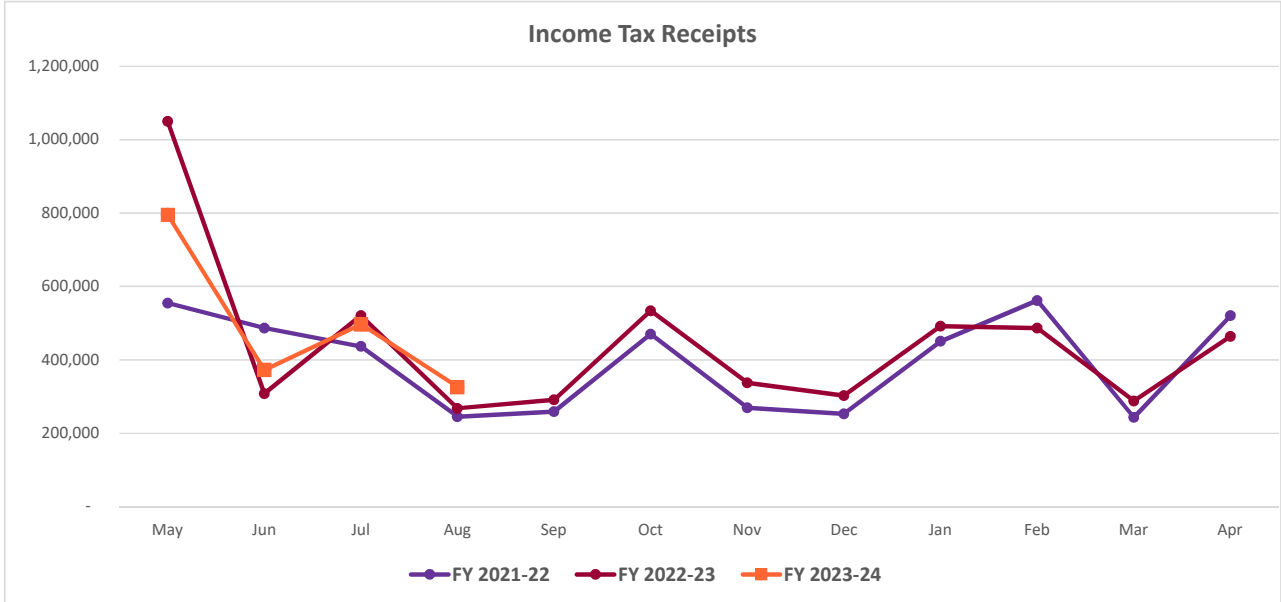
City of St. Charles
Monthly Financial Report / General Fund Revenue
State Shared Income Tax Revenue

FY 2023-24 Budget:

\$ 5,600,000

Percentage of General Fund Revenues:

9.2%

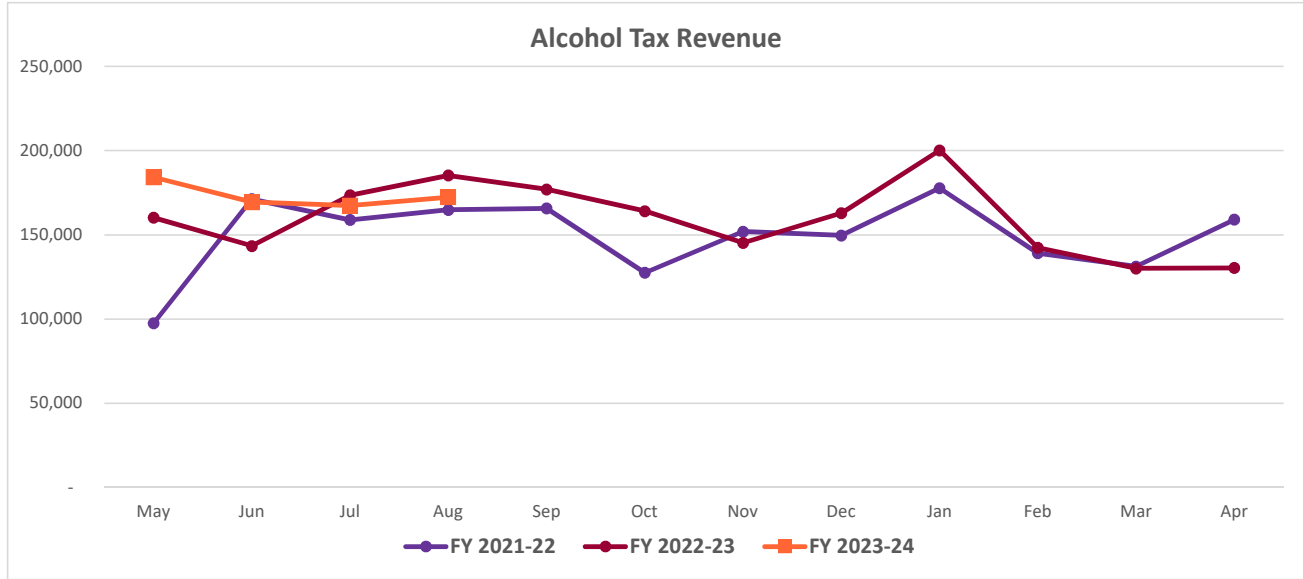


<u>Disbursement</u>	<u>Actual</u> <u>FY 2021-22</u>	<u>Actual</u> <u>FY 2022-23</u>	<u>Percent</u> <u>Change</u>	<u>Actual</u> <u>FY 2023-24</u>	<u>Percent</u> <u>Change</u>	<u>Budget</u> <u>FY 2023-24</u>	<u>Budget</u> <u>Variance</u>	<u>Percent</u> <u>Variance</u>
May	554,856	1,050,063	89.2%	795,772	-24.2%	700,124	95,648	13.7%
June	486,830	308,462	-36.6%	373,143	21.0%	423,168	(50,025)	-11.8%
July	436,730	520,737	19.2%	497,140	-4.5%	545,563	(48,423)	-8.9%
August	245,231	268,209	9.4%	326,739	21.8%	380,996	(54,257)	-14.2%
September	258,977	291,471	12.5%	-	-100.0%	-	-	0.0%
October	470,622	533,624	13.4%	-	-100.0%	-	-	0.0%
November	269,787	337,909	25.3%	-	-100.0%	-	-	0.0%
December	253,159	303,185	19.8%	-	-100.0%	-	-	0.0%
January	450,736	492,345	9.2%	-	-100.0%	-	-	0.0%
February	562,026	486,811	-13.4%	-	-100.0%	-	-	0.0%
March	243,606	288,320	18.4%	-	-100.0%	-	-	0.0%
April	520,430	464,039	-10.8%	-	-	-	-	-
	4,752,990	5,345,175		1,992,794		2,049,851	(57,057)	

City of St. Charles
Monthly Financial Report / General Fund Revenue
3% Local Alcohol Tax

FY 2023-24 Budget: \$ 2,150,000

Percentage of General Fund Revenues: 3.5%

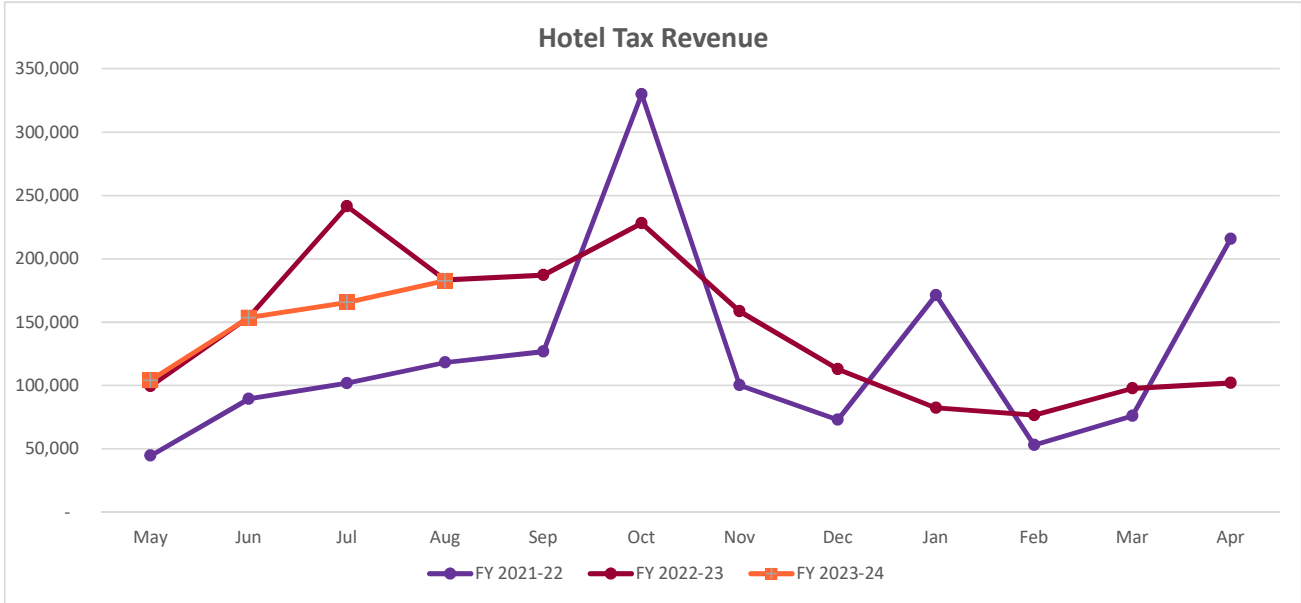


Liability Period	Actual			Actual		Budget		Budget	
	FY 2021-22	FY 2022-23	Percent Change	FY 2023-24	Percent Change	FY 2023-24	Variance	Percent Variance	
May	97,476	160,178	64.3%	184,227	15.0%	179,417	4,810	2.7%	
June	171,217	143,384	-16.3%	169,452	18.2%	160,607	8,845	5.5%	
July	158,935	173,516	9.2%	167,393	-3.5%	194,358	(26,965)	-13.9%	
August	164,869	185,337	12.4%	172,346	-7.0%	207,598	(35,252)	-17.0%	
September	165,718	177,052	6.8%	-	-100.0%	-	-	0.0%	
October	127,533	164,086	28.7%	-	-100.0%	-	-	0.0%	
November	151,927	145,258	-4.4%	-	-100.0%	-	-	0.0%	
December	149,687	162,908	8.8%	-	-100.0%	-	-	0.0%	
January	177,763	200,113	12.6%	-	-100.0%	-	-	0.0%	
February	139,110	142,345	2.3%	-	-100.0%	-	-	0.0%	
March	131,264	130,108	-0.9%	-	-100.0%	-	-	0.0%	
April	159,027	130,339	-18.0%	-	-100.0%	-	-	0.0%	
	1,794,526	1,914,624		693,418		741,980	(48,562)		

City of St. Charles Monthly Financial Report / General Fund Revenue 6% Local Hotel Tax

FY 2023-24 Budget: \$ 2,000,000

Percentage of General Fund Revenues: 3.3%

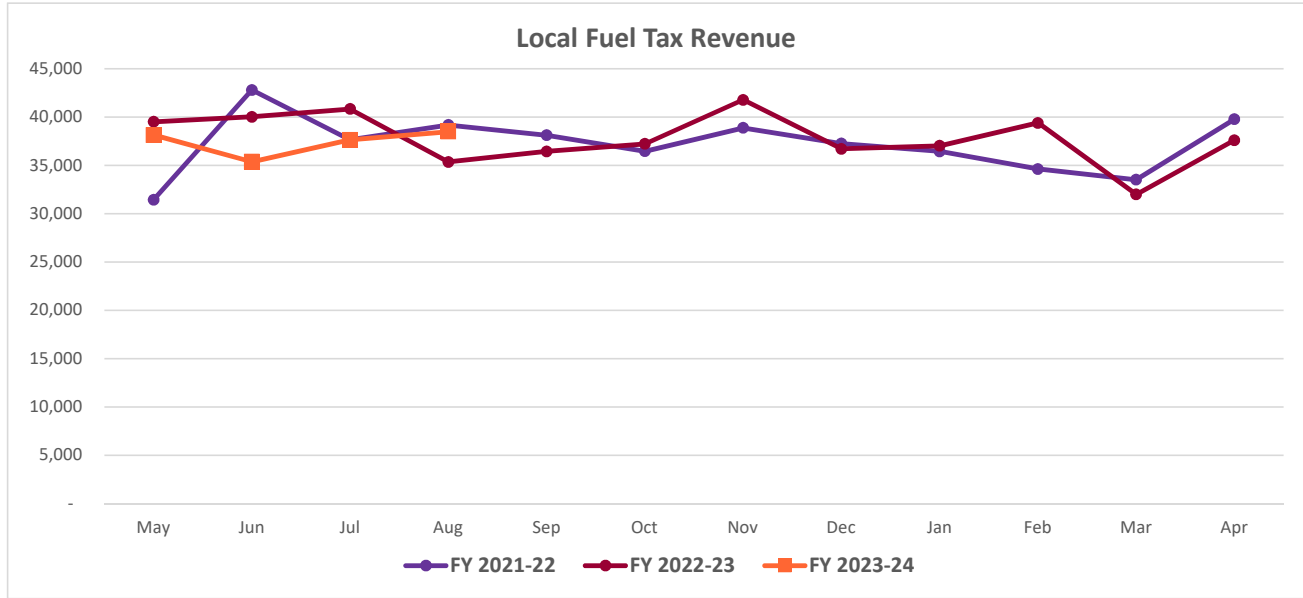


<u>Disbursement</u>	<u>Actual</u> <u>FY 2021-22</u>	<u>Actual</u> <u>FY 2022-23</u>	<u>Percent</u> <u>Change</u>	<u>Actual</u> <u>FY 2023-24</u>	<u>Percent</u> <u>Change</u>	<u>Budget</u> <u>FY 2023-24</u>	<u>Budget</u> <u>Variance</u>	<u>Percent</u> <u>Variance</u>
May	44,623	99,596	123.2%	104,085	4.5%	115,534	(11,449)	-9.9%
June	89,379	154,015	72.3%	153,539	-0.3%	178,662	(25,123)	-14.1%
July	101,762	241,433	137.3%	165,732	-31.4%	200,069	(34,337)	-17.2%
August	118,152	183,344	55.2%	182,551	-0.4%	212,684	(30,133)	-14.2%
September	126,638	187,037	47.7%	-	-100.0%	-	-	0.0%
October	329,771	227,867	-30.9%	-	-100.0%	-	-	0.0%
November	100,173	158,647	58.4%	-	-100.0%	-	-	0.0%
December	73,070	112,933	54.6%	-	-100.0%	-	-	0.0%
January	171,290	82,301	-52.0%	-	-100.0%	-	-	0.0%
February	53,104	76,543	44.1%	-	-100.0%	-	-	0.0%
March	76,119	97,736	28.4%	-	-100.0%	-	-	0.0%
April	215,684	101,953	-52.7%	-	-100.0%	-	-	0.0%
	1,499,765	1,723,405		605,907		706,949	(101,042)	

City of St. Charles
Monthly Financial Report
\$0.02 Local Fuel Tax Revenue

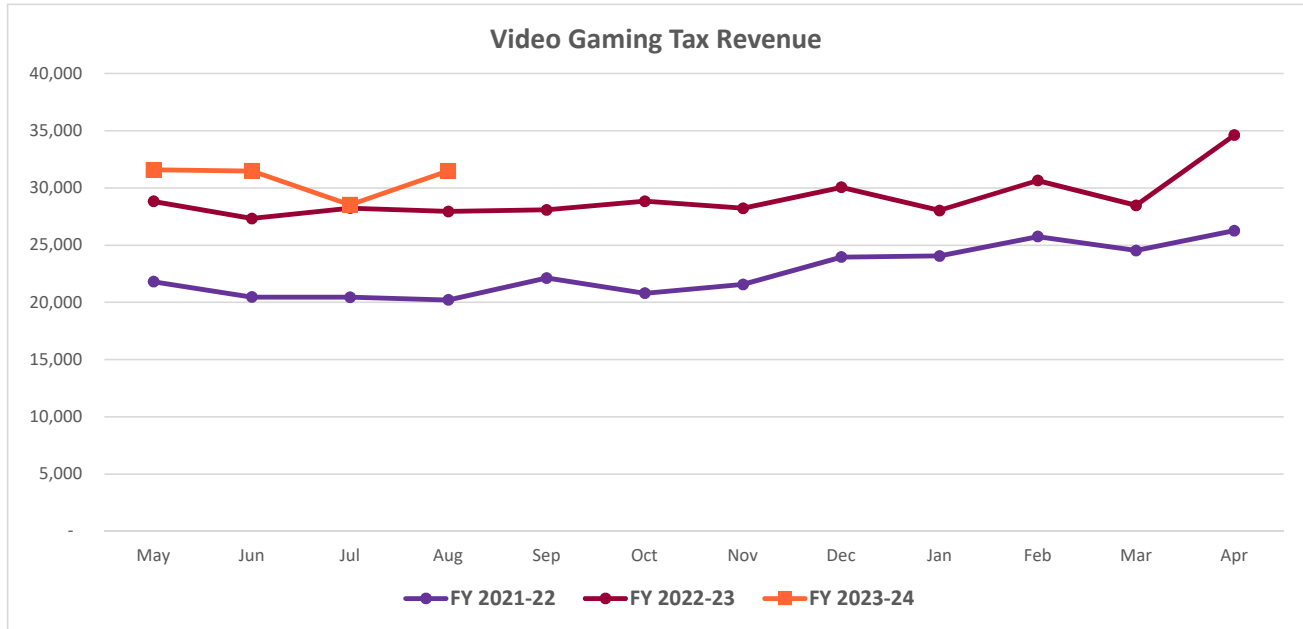
FY 2023-24 Budget: \$ 454,000

Percentage of General Fund Revenues: 0.7%



<u>Liability Period</u>	<u>Actual</u> FY 2021-22	<u>Actual</u> FY 2022-23	<u>Percent</u> <u>Change</u>	<u>Actual</u> FY 2023-24	<u>Percent</u> <u>Change</u>	<u>Budget</u> FY 2023-24	<u>Budget</u> <u>Variance</u>	<u>Percent</u> <u>Variance</u>
May	31,430	39,516	25.7%	38,141	-3.5%	37,833	308	0.8%
June	42,812	40,031	-6.5%	35,369	-11.6%	37,833	(2,464)	-6.5%
July	37,662	40,835	8.4%	37,644	-7.8%	37,833	(189)	-0.5%
August	39,176	35,358	-9.7%	38,486	8.8%	37,833	653	1.7%
September	38,125	36,449	-4.4%	-	-100.0%	-	-	0.0%
October	36,471	37,223	2.1%	-	-100.0%	-	-	0.0%
November	38,883	41,784	7.5%	-	-100.0%	-	-	0.0%
December	37,270	36,714	-1.5%	-	-100.0%	-	-	0.0%
January	36,450	37,031	1.6%	-	-100.0%	-	-	0.0%
February	34,627	39,400	13.8%	-	-100.0%	-	-	0.0%
March	33,516	31,992	-4.5%	-	-100.0%	-	-	0.0%
April	39,776	37,611	-5.4%	-	-100.0%	-	-	0.0%
	446,198	453,944		149,640		151,332	(1,692)	

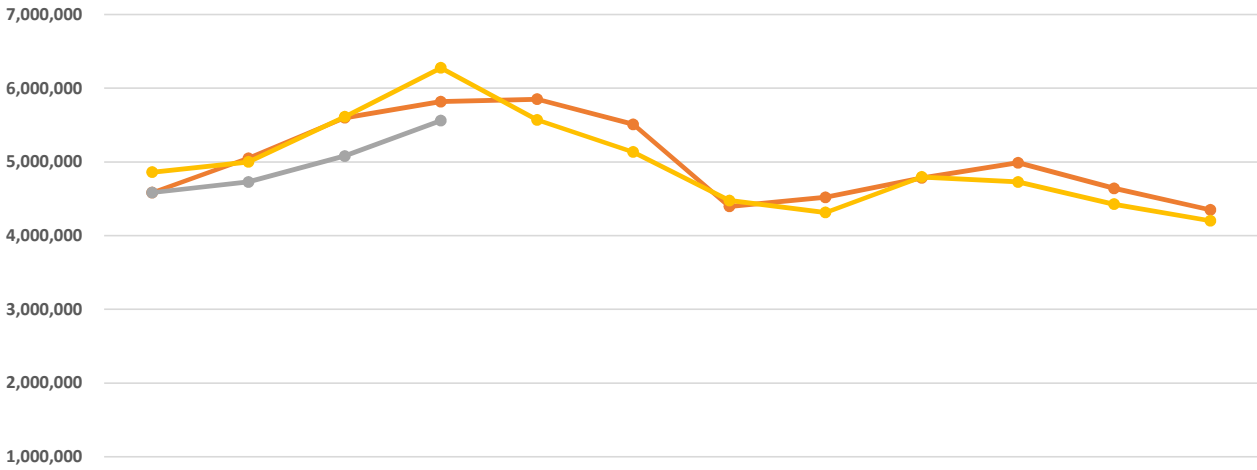
City of St. Charles
Monthly Financial Report
Video Gaming Tax Revenue



<u>Liability Period</u>	<u>Actual</u>			<u>Actual</u>		<u>Budget</u>		<u>Percent Variance</u>
	<u>FY 2021-22</u>	<u>FY 2022-23</u>	<u>Percent Change</u>	<u>FY 2023-24</u>	<u>Percent Change</u>	<u>FY 2023-24</u>	<u>Variance</u>	
May	21,804	28,833	32.2%	31,574	9.5%	30,000	1,574	5.2%
June	20,469	27,327	100.0%	31,481	15.2%	30,000	1,481	4.9%
July	20,450	28,238	100.0%	28,511	1.0%	30,000	(1,489)	-5.0%
August	20,207	27,944	100.0%	31,481	12.7%	30,000	1,481	4.9%
September	22,126	28,086	26.9%	-	-100.0%	-	-	0.0%
October	20,806	28,840	38.6%	-	-100.0%	-	-	0.0%
November	21,568	28,223	30.9%	-	-100.0%	-	-	0.0%
December	23,967	30,054	25.4%	-	-100.0%	-	-	0.0%
January	24,060	28,033	16.5%	-	-100.0%	-	-	0.0%
February	25,758	30,640	100.0%	-	-100.0%	-	-	0.0%
March	24,540	28,480	16.1%	-	-100.0%	-	-	0.0%
April	26,270	34,625	31.8%	-	-	-	-	0.0%
	272,025	349,323		123,047		120,000	3,047	

City of St. Charles
Monthly Financial Report / Summary
Electric User Charges and Consumption

Electric Fund User Chargers

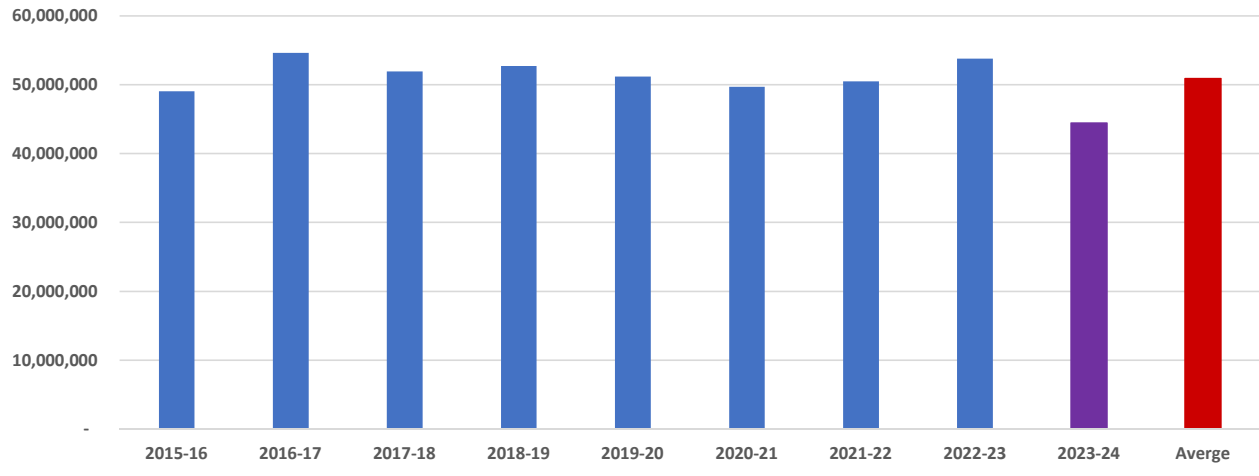


	May	June	July	August	September	October	November	December	January	February	March	April
FY 2021-22	4,583,824	5,049,645	5,599,999	5,818,046	5,850,912	5,510,051	4,396,041	4,520,840	4,782,972	4,988,260	4,640,599	4,351,173
FY 2022-23	4,860,838	5,000,082	5,612,241	6,276,914	5,572,005	5,134,322	4,476,845	4,314,032	4,796,241	4,729,664	4,427,759	4,202,195
FY 2023-24	4,583,430	4,728,820	5,079,857	5,560,163								

● FY 2021-22
 ● FY 2022-23
 ● FY 2023-24

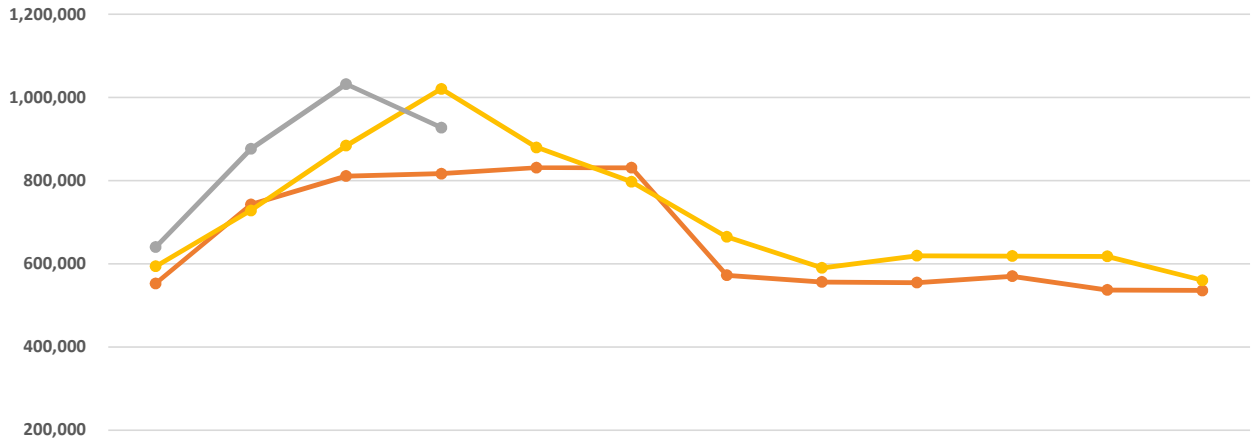
Electric Consumption for Month of: August, 2023

Kilowatt Hours Consumption



City of St. Charles
Monthly Financial Report / Summary
Water Fund User Charges and Consumption

Water Fund User Chargers

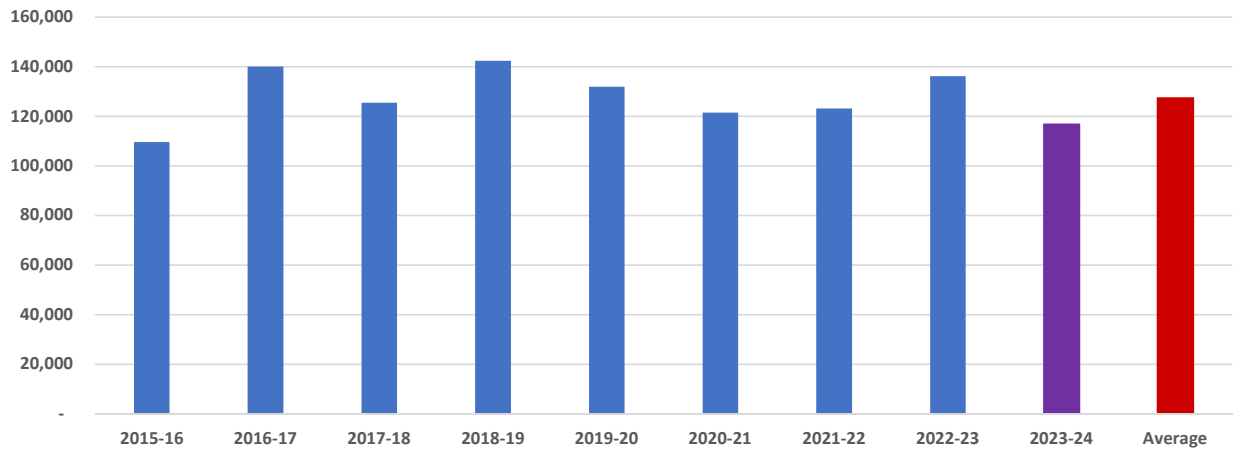


	May	June	July	August	September	October	November	December	January	February	March	April
FY 2021-22	552,710	742,556	810,890	816,601	831,091	830,836	572,332	556,269	554,776	569,908	536,874	535,764
FY 2022-23	594,062	728,268	883,972	1,020,700	879,874	796,916	664,876	590,152	619,501	618,401	617,643	560,120
FY 2023-24	640,133	876,401	1,032,289	927,418								

—●— FY 2021-22
 —●— FY 2022-23
 —●— FY 2023-24

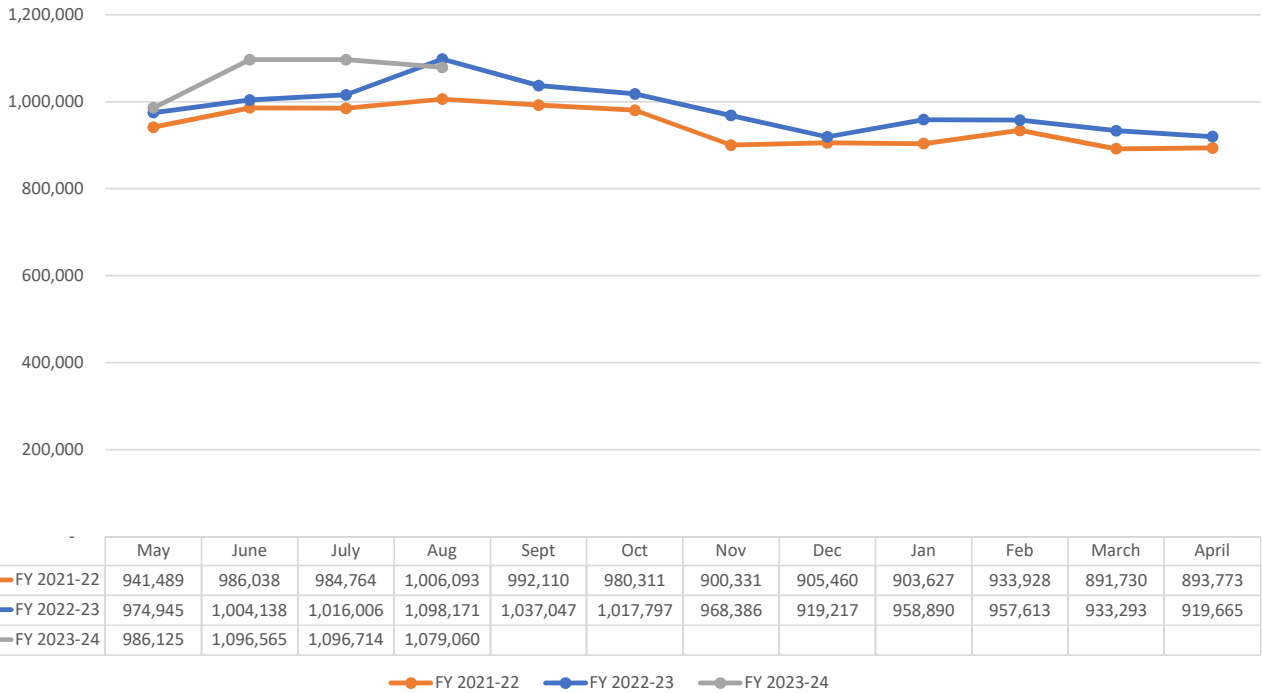
Water Consumption for Month of: August, 2023

Water Gallons (1000s) Consumption

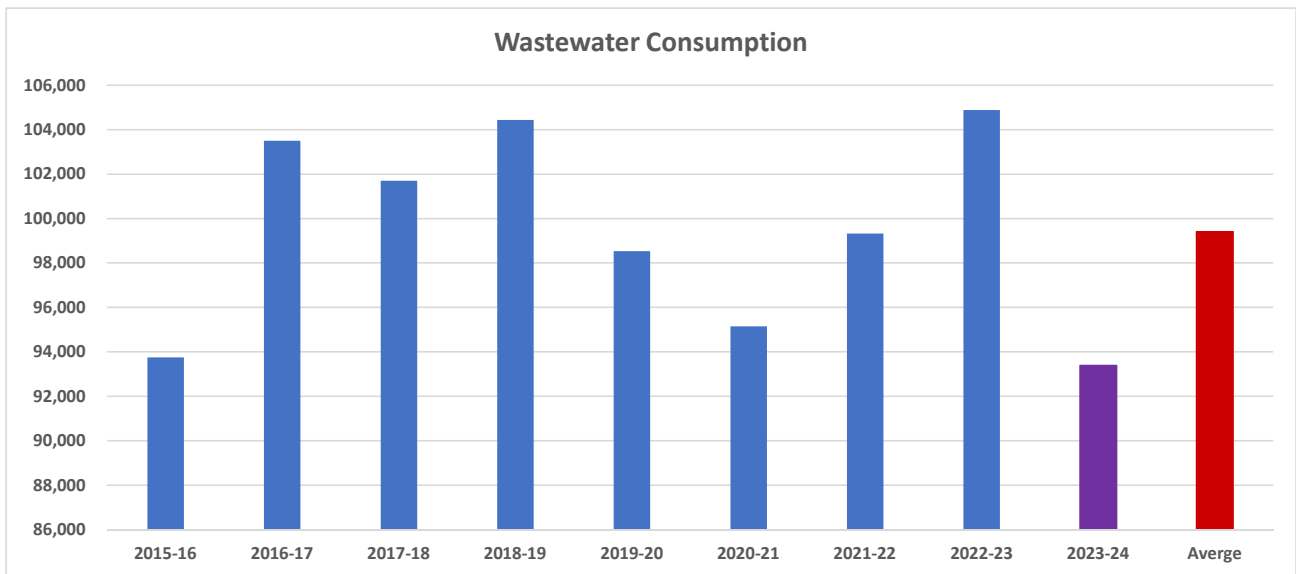


City of St. Charles
Monthly Financial Report / Summary
Wastewater Fund User Charges and Consumption

Wastewater Fund User Chargers



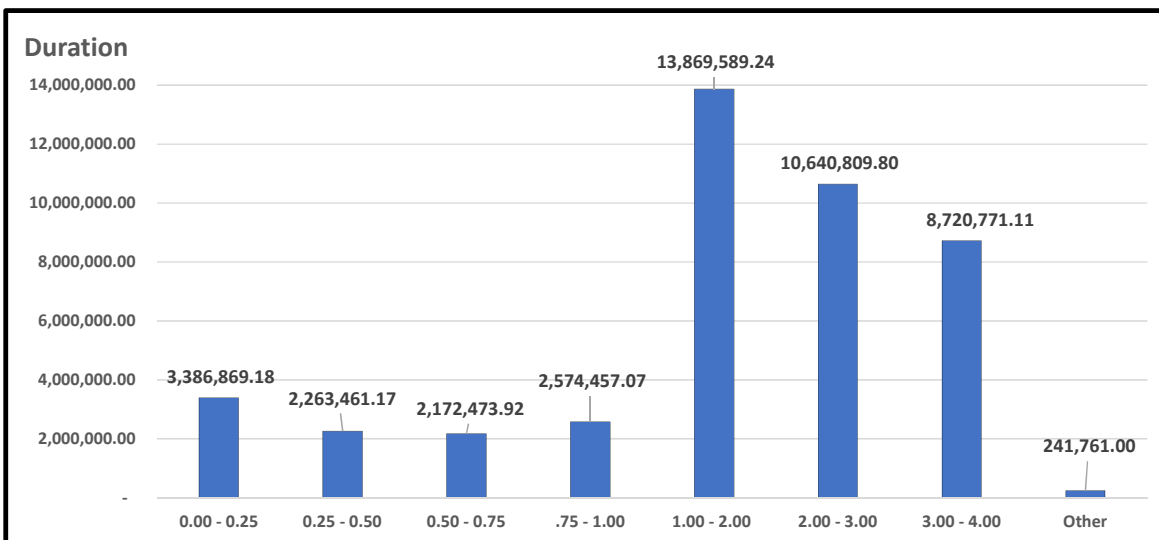
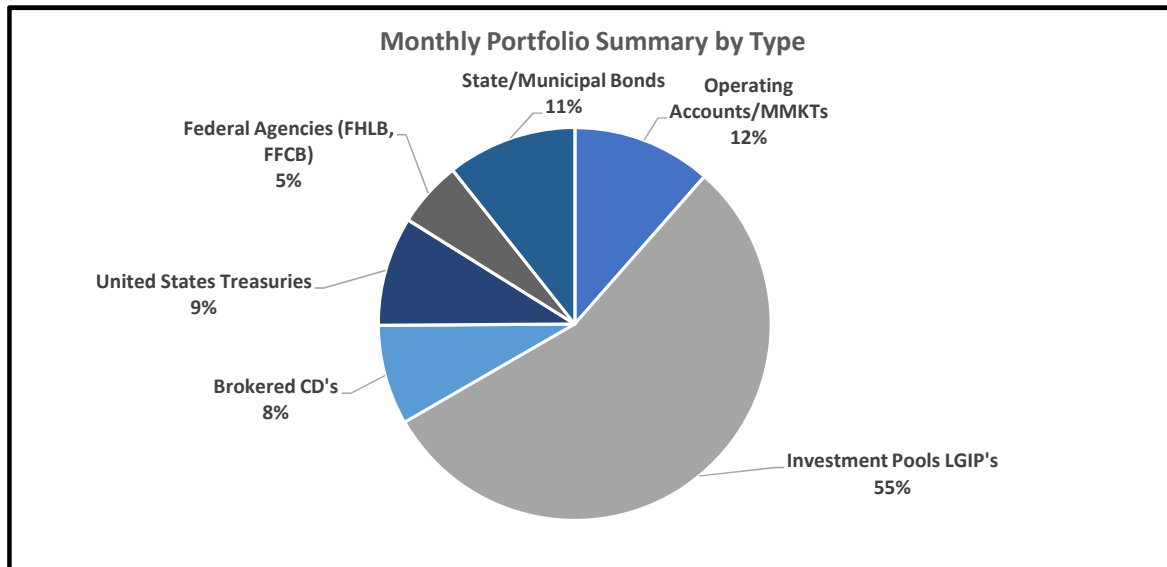
Wastewater Consumption for Month of: August, 2023




City of St. Charles
Monthly Investment Summary
August 31, 2023

Total Portfolio Size: 125,161,677.31
Fixed Income Portfolio: 41,721,945.20 **33.3% Percent of Total**
Fixed Income Yield: 3.71% **End of Month 6 Month Treasury:** 5.48%
Fixed Income Avg Duration: 1.861 Years **Fixed Income Avg Credit Rating:** AA/Aa2/AA

<u>Category</u>	<u>Amount</u>	<u>Percent</u>
Operating Accounts/MMKTs	14,376,574.49	11.5%
Investment Pools LGIP's	69,063,157.62	55.2%
Brokered CD's	10,312,427.75	8.2%
United States Treasuries	11,245,075.50	9.0%
Federal Agencies (FHLB, FFCB)	6,795,733.50	5.4%
State/Municipal Bonds	13,368,708.45	10.7%
	<u>125,161,677.31</u>	-



 <p>CITY OF ST. CHARLES ILLINOIS • 1834</p>	AGENDA ITEM EXECUTIVE SUMMARY		Agenda Item number: IIA
	Title:	Recommendation for Approval of Amplification and IDOT Resolution for the Closure of Main St. (Route 64) for the Holiday Homecoming Parade	
	Presenter:	Police Chief Keegan	
Meeting: City Council		Date: October 2, 2023	
Proposed Cost per parade: PD \$7,178.39 <i>(includes EMA)</i> PW \$14,469.19 TOTAL \$21,647.58		Budgeted Amount: \$	Not Budgeted: <input type="checkbox"/>
TIF District: Choose an item.			
Executive Summary (if not budgeted, please explain):			
<p>Closure of state roadways requires formal approval from the Illinois Department of Transportation. The St. Charles Business Alliance is requesting approval of a resolution that will be submitted to IDOT for the closure of Routes 64 and 31 from 5:15 – 7:30 p.m. on Saturday, November 25, 2023 for the annual Electric Christmas parade.</p> <p>In addition, approval of amplification is needed for the event.</p> <p>The St. Charles Business Alliance is a not-for-profit requesting financial assistance under the City special events policy.</p>			
Attachments (please list):			
Resolution			
Recommendation/Suggested Action (briefly explain):			
Recommendation for approval of amplification and IDOT resolution for the closure of Main St. (Route 64) for the Holiday Homecoming Parade on Saturday, November 25, 2023.			

City of St. Charles, Illinois

Resolution No. 2023-

A Resolution Requesting the Closure of Routes 64 and 31 for the Holiday Homecoming Electric Christmas Parade

Presented & Passed by the City Council on October 2, 2023

WHEREAS, the Downtown St. Charles Partnership is sponsoring a Holiday Homecoming Electric Christmas Parade in the City of St. Charles, and;

WHEREAS, this Parade will require the temporary closure of Main Street (Route 64) and Second Street (Route 31) state highways in the City of St. Charles, and;

WHEREAS, Section 4-408 of the Illinois Highway Code authorizes the Department of Transportation to issue permits to local authorities to temporarily close portions of state highways for such public purposes or needs as parades and local celebrations;

NOW, THEREFORE, BE IT RESOLVED by the City Council of the City of St. Charles, Kane and DuPage Counties, Illinois, that permission to close Main Street (Route 64) and Second Street (Route 31) on Saturday, November 25, 2023 from 5:15 p.m. to 7:30 p.m. be requested of the Department of Transportation;

BE IT FURTHER RESOLVED that if such permission is granted by the Department of Transportation, all highway traffic during the periods of time specified shall be detoured over the following routes:

For westbound on Route 64: south on 5th Avenue (Route 25) to Illinois Avenue, west to 7th Street, north to Route 64. For southbound on Route 31: west on State Street from Route 31 to 7th Street, south on 7th Street to Illinois Street, east on Illinois Street to Route 31. For eastbound Route 64 and northbound Route 31, use the reverse route.

BE IT FURTHER RESOLVED that if such permission is granted by the Department of Transportation, the City of St. Charles assumes full responsibility for the direction, protection and regulation of the traffic during the time the detour is in effect, and all liabilities for damages of any kind occasioned by the closing of the state highway, and it is further agreed that efficient all-weather detours will be maintained to the satisfaction of the Department and conspicuously marked for the benefit of traffic diverted from the state highway.

BE IT FURTHER RESOLVED that a copy of this resolution be forwarded to the Department of Transportation to serve as a formal request for the permission sought in this resolution.

Resolution No. _____

Page 2

PRESENTED to the City Council of the City of St. Charles, Illinois, this 2nd day of October 2023.

PASSED by the City Council of the City of St. Charles, Illinois, this 2nd day of October 2023.

APPROVED by the Mayor of the City of St. Charles, Illinois, this 2nd day of October 2023.

Lora Vitek, Mayor

ATTEST:

City Clerk


COUNCIL VOTE:

Ayes:

Nays:

Absent:

Abstain:

 <p>CITY OF ST. CHARLES ILLINOIS • 1834</p>	AGENDA ITEM EXECUTIVE SUMMARY		Agenda Item number: IIB
	Title:	Recommendation to Approve Amplification for and Host the Lighting of Lights on the 1st Street Plaza	
	Presenter:	Police Chief Keegan	
Meeting: City Council		Date: October 2, 2023	
Proposed Cost per parade: \$4,771.18 (PW only)		Budgeted Amount: \$	Not Budgeted: <input type="checkbox"/>
TIF District: Choose an item.			
Executive Summary (if not budgeted, please explain):			
<p>The St. Charles Business Alliance is requesting to hold the Lighting of the Lights event on Friday, November 24, 2023 at the 1st Street Plaza again this year. The request includes the electric to support the event needs, including the podium, as well as use of amplification/loudspeaker system.</p> <p>Due to the 1st Street Plaza construction, the St. Charles Business Alliance is working closely with City officials to determine a final location for this event on the Plaza.</p> <p>The St. Charles Business Alliance is a not-for-profit requesting financial assistance under the City special events policy.</p>			
Attachments (please list):			
Recommendation/Suggested Action (briefly explain):			
Recommendation to approve amplification for and host the Lighting of Lights on the 1st Street Plaza on Friday, November 24, 2023.			

City of St. Charles, Illinois
Resolution No. 2023- ____

**Resolution Authorizing the Mayor to Demand Payment Under a Letter
of Credit- The Reserve of St. Charles Subdivision, Phase 2**

WHEREAS, the City of St. Charles approved the final plat of subdivision entitled "The Reserve of St. Charles", and had the same recorded in the recorder of Deeds Office, Kane County, Illinois, on February 14, 2006, as Document No. 2006K01694; and

WHEREAS, pursuant to a Land Improvement Agreement (the "Agreement") dated July 20, 2009 and amended November 19, 2012, Omni-Tech, LLC (the "Developer") was required to complete the required Land Improvements by October 31, 2016 (the "Completion Date"); and

WHEREAS, as required by the Agreement, the Developer has provided Irrevocable Letter of Credit No. 70505, dated July 22, 2009, as amended, from Morton Community Bank in order to secure completion of the Land Improvements; and

WHEREAS, the Developer has failed to satisfactorily complete the work of the installation and construction of the required Land Improvements, and the subdivision is now fully built out; and

WHEREAS, City staff has made contacts and met with the Developer regarding said failure, without resolution; and,

WHEREAS, the City finds and determines that the public interest requires that the City construct or cause the construction of the Land Improvements; and,

WHEREAS, the City further finds and determines that it is necessary to draw on the Letter of Credit to pay for the construction of the Land Improvements, all in accordance with the Agreement and Letter of Credit.

NOW, THEREFORE, BE IT RESOLVED by the City Council of the City of St. Charles, Kane and DuPage Counties, Illinois that the Mayor is hereby authorized and directed to demand payment pursuant to the Agreement and Letter of Credit and to take such other and further actions as may be necessary.

PRESENTED to the City Council of the City of St. Charles, Kane and DuPage Counties, Illinois, this 2nd day of October, 2023.

PASSED by the City Council of the City of St. Charles, Kane and DuPage Counties, Illinois, this 2nd day of October, 2023.

APPROVED by the Mayor of the City of St. Charles, Kane and DuPage Counties, Illinois, this 2nd day of October, 2023.

Lora A. Vitek, Mayor

Attest:

City Clerk


Council Vote:

Ayes: _____

Nays: _____

Abstain: _____

Absent: _____

 <p>CITY OF ST. CHARLES ILLINOIS • 1834</p>	AGENDA ITEM EXECUTIVE SUMMARY		Agenda Item number: IIIA3
	Title:	Motion to Waive the Formal Bid Procedure and approve a Resolution to Authorize a Construction Contract with Geneva Construction for Street Pavement Work in The Reserve of St. Charles Subdivision Phase 2	
	Presenter:	Russell Colby, Community Development Director	
Meeting: City Council		Date: October 2, 2023	
Proposed Cost: \$362,969.80 contract, Requires \$19,721 in City Funds		Budgeted Amount: \$343,249 available from Bank (Developer Letter of Credit)	Not Budgeted: <input checked="" type="checkbox"/> \$19,721
TIF District: None			
Executive Summary (if not budgeted, please explain):			
<p>The Government Operations Committee unanimously recommended approval of this item at the meeting on Sept. 18.</p> <p>As stated at the Committee meeting, Staff reviewed options for alternate construction methods to reduce the cost to complete the street work. The attached revised proposal includes repair of curb cracks that are not showing signs of structural issues. The amount of curb replacement has been reduced, which also reduces the number of driveways that may be impacted by the curb work.</p> <p>The revised proposal reduces the total cost from \$385k to \$363k. The anticipated shortfall from the Letter of Credit funds is reduced from \$42k down to around \$20k. The final number will be based on actual quantities. This will not be known until the work is completed.</p> <p>Approval of the contract with Geneva Construction is contingent upon the City successfully obtaining the Letter of Credit funds. Once these funds are obtained, the contract will be signed.</p> <p>Once the contract is signed, Geneva Construction will the schedule the work. Because we are near the end of the season, the ability for the contractor to schedule and complete the work this year is weather-dependent. But the contractor has indicated they will attempt to fit the project in this year.</p>			
Attachments (please list): Revised Proposal, Bid Waiver, Resolution			
Recommendation/Suggested Action (briefly explain): Motion to Waive the Formal Bid Procedure and approve a Resolution to Authorize a Construction Contract with Geneva Construction for Street Pavement Work in The Reserve of St. Charles Subdivision Phase 2			



GENEVA CONSTRUCTION COMPANY

INDIAN TRAIL and Route 25 * P.O. Box 998 - AURORA, ILLINOIS 60507

Phone: (630) 892-4357 - Fax: (630) 892-7738

- * City Of St Charles
- * Bruce Sylvester
- * 2 E Main St
- * St Charles , IL 60174

DATE 9/25/2023

The Reserve of St. Charles, Revised

We propose to furnish the following described construction, including all labor, materials and equipment according to standard construction practices.

QUANTITY	UNIT	DESCRIPTION	UNIT PRICE	TOTAL
130	LF	Remove and Replace Curb & Gutter, includes Backfill with Topsoil	\$90.00	\$11,700.00
124	EACH	Crack Repair / Concrete Patch	\$100.00	\$12,400.00
25	SF	Remeove and Replace Sidewalk	\$20.00	\$500.00
10	SF	Detecable Warning	\$37.00	\$370.00
75	SY	Remove and Replace Asphalt Drive Aprons (ones where curb is being removed)	\$45.00	\$3,375.00
16648	SY	Mill off 2.25" existing asphalt binder	\$2.15	\$35,793.20
16648	SY	Sweep and Tack Milled Surface	\$0.50	\$8,324.00
16648	SY	2.25 HMA Binder Course IL 19.0 N50	\$10.00	\$166,480.00
16648	SY	1.5" HMA Surface Course IL 9.5 N50	\$7.45	\$124,027.60

TOTAL \$362,969.80

NOTES: If accepted, this work will not be scheduled for construction until one signed copy of the proposal has been received at our office.

* For information regarding scheduling of construction, please contact our Paving Department at (630) 892-4357.

TERMS: Final settlement will be based upon actual units of work completed at the bid price per unit.

* This proposal is subject to the terms, specifications and conditions of sale printed on the second page of this proposal hereof, which are made a part of this proposal.

* This proposal is made in DUPLICATE and will constitute a binding agreement providing it is accepted within 60 days from date hereof.

The above proposal is accepted:

GENEVA CONSTRUCTION COMI
Cass W. Price, Vice President

Name, Title, Date



Bid Waiver ■ One Time

Today through _____

Description: Reserve Subdivision Phase 2 Street Completion

Requested Vendor: Geneva Construction

Requested By: Bruce Sylvester Date: 9/29/2023

Approval: Russell Colby Russell Colby Digitally signed by Russell Colby
Date: 2023.09.29 09:32:45 -05'00'

Department Head

Signature

Bid Waivers are required when there are unique circumstances related to a proposed procurement that has not been competitively solicited.

1. This procurement is valued at \$ 362,970 for this one-time order, and/or \$ _____ for a 12-month period.
2. This good/service has been competitively solicited within the past 24 months. ■ YES NO
If Yes, Was the solicitation published on the city website? ■ YES NO

3. Justification for Bid Waiver:

Emergency i.e. declared by the Mayor and applicable to EOC/FEMA procedures.

Urgent i.e. required to resolve an unanticipated problem that, if not resolved within 48 hours, may cause undue risk to individuals and/or extensive damage to property.

- Need for these goods/services were **not anticipated and procurement through normal channels would take too long.**

A responsible **contractor was on site** performing a related repair, and based on professional judgement; it was prudent to request this service/repair from said contractor.

These goods are replacement parts for a **warrantied item, and the warranty is still in place**, and purchase of a non-brand item will jeopardize warranty.

- These goods/services are **inherently related to, and an ongoing part of**, other goods/services previously provided by the Provider.

These goods utilize a **proprietary, patent, trademark, or customized programming** resulting in lack of competition.

These goods are **standardized** for operational safety and efficiency.

These goods are only available through the provider's **local distribution** channels.

These goods/services were purchased through a **Cooperative Purchasing Agreement**. _____

- **Other:** Provider was selected through competitive bid process to provide street paving services in the the City this year, and this project will be contracted under the same terms and at comparable unit prices. Provider was also lowest quote of 5 local paving contractors.
Project had not been anticipated and is resulting from City taking over an incomplete developer obligation.

**City of St. Charles, Illinois
Resolution No. 2023-_____**

Resolution to Waive the Formal Bid Procedure and Authorize a Construction Contract with Geneva Construction for Street Paving Work in the Reserve of St. Charles Phase 2

**Presented & Passed by the
City Council on _____**

WHEREAS, the Community Development Department is seeking Construction Services for the City to complete a developer subdivision-improvement obligation, specifically Street Paving Work in the Reserve of St. Charles Phase 2; and

WHEREAS, the City intends to obtain funds held in a developer Letter of Credit for the project, which, if obtained, will provide \$343,248.86 in funds for the City to utilize to complete the project; and

WHEREAS, the City solicited quotes from five area paving contractors, and Geneva Construction provided the lowest quote for this work, and will attempt to complete the work during this current construction season; and

WHEREAS, Geneva Construction has successfully provided this service to the City for past projects, was the low bidder for the City's 2023 Street Rehabilitation Program, and is familiar with the City's requirements; and

WHEREAS a request has been made to waive the Bid Procedure and proceed with entering a contract with Geneva Construction for these services.

NOW THEREFORE BE IT RESOLVED by the City Council of the City of St. Charles, Kane and DuPage Counties, Illinois, to Waive the Formal Bid Procedure and Authorize a Construction Contract with Geneva Construction for Street Paving Work in the Reserve of St. Charles Phase 2, the amount of \$362,970, contingent upon the City successfully obtaining the funds from the Developer Letter of Credit for Reserve of St. Charles Phase 2.

PRESENTED to the City Council of the City of St. Charles, Kane and DuPage Counties, Illinois, this 2nd day of October 2023.

PASSED by the City Council of the City of St. Charles, Kane and DuPage Counties, Illinois, this 2nd day of October 2023.

APPROVED by the Mayor of the City of St. Charles, Kane and DuPage Counties, Illinois, this 2nd day of October 2023.

Resolution No. _____

Page 2

Lora A. Vitek, Mayor

Attest:

City Clerk/Recording Secretary

Voice Vote:

Ayes:

Nays:

Absent:

Abstain:

MINUTES
THE CITY OF ST. CHARLES
GOVERNMENT OPERATIONS COMMITTEE
ALD. STEVE WEBER, CHAIR
MONDAY, SEPTEMBER 18, 2023

1. Call to Order

Chairman Weber called the meeting to order at 7:04 pm.

2. Roll Call

Present: Ald. Silkaitis, Ald. Foulkes, Ald. Bongard, Ald. Muenz, Ald. Lencioni,
Ald. Gehm, Ald. Pietryla, Ald. Wirball, Ald. Bessner

Absent: None

3. Administrative – None

4. Omnibus Vote - There were no Omnibus items.

5. Fire Department

- a. Recommendation to Approve the Closing of Parking Lot J and the 100 Block of Riverside Ave. from 6 a.m. to 5 p.m. on Saturday, October 14, 2023, for the Fire Department Open House Events.

Chief Swanson stated that the open house is an annual event and assured the committee that the parking lot and street will be reopened by 5:00 pm.

Motion by Ald. Muenz, second by Ald. Gehm to recommend approval the Closing of Parking Lot J and the 100 Block of Riverside Ave. from 6 a.m. to 5 p.m. on Saturday, October 14, 2023, for the Fire Department Open House Events.

Roll Call Vote: Ayes: Ald. Silkaitis, Ald. Foulkes, Ald. Bongard, Ald. Muenz, Ald. Lencioni, Ald. Gehm, Ald. Pietryla, Ald. Wirball, Ald. Bessner. Nays: None. Absent: None. Ald. Weber did not vote as Chair. **Motion Carried.**

6. Community Development

- a. Recommendation to approve a **Resolution** Authorizing the Mayor to Demand Payment Under a Letter of Credit – The Reserve of St. Charles Subdivision Phase 2 (To obtain \$343,249 from the Bank for City Use to Complete the Streets).

Chair Weber shared that an alderperson came forward after the September 11, 2023 Planning & Development Committee meeting wishing to change position on this item, thus making it eligible for reconsideration.

Motion by Ald. Muenz, second by Ald. Lencioni to reconsider approval of a Resolution Authorizing the Mayor to Demand Payment Under a Letter of Credit – The Reserve of St. Charles Subdivision Phase 2 (To obtain \$343,249 from the Bank for City Use to Complete the Streets).

Roll Call Vote: Ayes: Ald. Silkaitis, Ald. Foulkes, Ald. Bongard, Ald. Muenz, Ald. Lencioni, Ald. Gehm, Ald. Pietryla, Ald. Wirball, Ald. Bessner. Nays: None. Absent: None. Ald. Weber did not vote as Chair. **Motion Carried.**

Russell Colby provided supplemental information in the executive summary for this meeting in response to questions that arose from the committee during and after last week's Planning & Development Committee meeting. If direction is received by the end of September, a contractor is available for this project at favorable rates. It will also allow a maintenance concern to be addressed before winter.

This is a unique situation as a result of a lengthy build-out period for the subdivision. Policy and code changes are being reviewed with the intention of avoiding this situation in the future.

Several alderpersons spoke in favor of this item. Appreciation was expressed to City staff and residents for providing information about this matter.

Motion by Ald. Lencioni, second by Ald. Wirball to recommend approval of a Resolution Authorizing the Mayor to Demand Payment Under a Letter of Credit – The Reserve of St. Charles Subdivision Phase 2 (To obtain \$343,249 from the Bank for City Use to Complete the Streets).

Roll Call Vote: Ayes: Ald. Silkaitis, Ald. Foulkes, Ald. Bongard, Ald. Muenz, Ald. Lencioni, Ald. Gehm, Ald. Pietryla, Ald. Wirball, Ald. Bessner. Nays: None. Absent: None. Ald. Weber did not vote as Chair. **Motion Carried.**

- b. Recommendation to Waive the Formal Bid Procedure and approve a **Resolution** to Authorize a Construction Contract with Geneva Construction for Street Pavement Work in The Reserve of St. Charles Subdivision Phase 2 (In the amount of \$385,818).

Russell Colby explained that this work completes the full scope of the improvements for the development, and would be contingent on the City receiving the letter of credit funds. Alternate construction methods, in particular for curb work, are being considered in order to reduce costs and it is hoped that updated costs will be known when this item is considered for approval by the City Council.

Motion by Ald. Muenz, second by Ald. Gehm to Waive the Formal Bid Procedure and to recommend approval of a Resolution to Authorize a Construction Contract with Geneva Construction for Street Pavement Work in The Reserve of St. Charles Subdivision Phase 2 (In the amount of \$385,818).

Roll Call Vote: Ayes: Ald. Silkaitis, Ald. Foulkes, Ald. Bongard, Ald. Muenz, Ald. Lencioni, Ald. Gehm, Ald. Pietryla, Ald. Wirball, Ald. Bessner. Nays: None. Absent: None. Ald. Weber did not vote as Chair. **Motion Carried.**

7. City Administration

- a. St Charles Initiative Background, Fundraising Update, and 1st Street Plaza Construction Update – Discussion Only.

Ald. Bessner thanked the St. Charles Initiative committee for their work over the last several years. Members continue to communicate with donors and potential donors.

Heather McGuire shared that approximately \$66,000 in additional donations have been received since this topic was presented in March 2023. This brings the total donations raised by the Initiative to \$1.534 million, including the Exelon and Riverboat grants.

Some of the tangible items available to be sponsored will continue to be available even after their installation and the completion of the plaza.

Peter Suhr provided a brief update on the construction progress. A more detailed update will be provided at the Government Services Committee meeting next week. Construction is going well and the underground work is complete. More vertical elements are starting to be erected and trellis has been fabricated. The project is on track to be substantially complete by the end of the year. Some technology and lighting may be completed in 2024.

8. Public Comment - None

9. Additional Items from Mayor, Council or Staff – None

10. Executive Session

Motion by Ald. Muenz, second by Ald. Gehm to enter executive session at 7:27 pm for discussion of Pending, Probable or Imminent Litigation – 5 ILCS 120/2(c)(11)

Voice Vote: Ayes: Ald. Silkaitis, Ald. Foulkes, Ald. Bongard, Ald. Muenz, Ald.

Lencioni, Ald. Gehm, Ald. Pietryla, Ald. Wirball, Ald. Bessner. Nays: None. Absent: None. Ald. Weber did not vote as Chair. **Motion Carried.**

- 11.** The regular session was reconvened at 7:45 pm.

Roll Call:

Present: Ald. Silkaitis, Ald. Foulkes, Ald. Bongard, Ald. Muenz, Ald. Lencioni,
Ald. Gehm, Ald. Pietryla, Ald. Wirball, Ald. Bessner

Absent: None

- 12. Adjournment**

Motion by Ald. Foulkes, second by Ald. Lencioni to adjourn the meeting at 7:45 pm.

Voice Vote: Ayes: Ald. Silkaitis, Ald. Foulkes, Ald. Bongard, Ald. Muenz, Ald. Lencioni,
Ald. Gehm, Ald. Pietryla, Ald. Wirball, Ald. Bessner. Nays: None. Absent: None. Ald.
Weber did not vote as Chair. **Motion Carried.**

:sb