

AGENDA
ST. CHARLES CITY COUNCIL MEETING
LORA A. VITEK, MAYOR

MONDAY, NOVEMBER 6, 2023 – 7:00 P.M.
CITY COUNCIL CHAMBERS
2 E. MAIN STREET

1. **Call to Order.**
2. **Roll Call.**
3. **Invocation.**
4. **Pledge of Allegiance.**
5. **Presentations**
 - Veterans Day Proclamation
6. **Omnibus Vote. Items with an asterisk (*) are considered to be routine matters and will be enacted by one motion. There will be no separate discussion on these items unless a council member/citizen so requests, in which event the item will be removed from the consent agenda and considered in normal sequence on the agenda.**
- *7. Motion to accept and place on file minutes of the regular City Council meeting held October 16, 2023.
- *8. Motion to approve and authorize issuance of vouchers from the Expenditure Approval List for the period of 10/2/2023 – 10/15/2023 in the amount of \$7,739,102.74.
- *9. Motion to approve and authorize issuance of vouchers from the Expenditure Approval List for the period of 10/16/2023 – 10/29/2023 in the amount of \$1,688,071.67.
- *10. Motion to approve and place on file the Treasurer and Finance Report for period ending September 30, 2023.
- *11. Motion to approve the Budget Revisions for October 2023.

I. Old Business

- A. None

II. New Business

- A. None

III. Committee Reports

A. Government Operations

1. Recommendation to approve a Proposal for a Class A Liquor License Application for MainStreet LLC dba Puffs & Pours, Located at 201/203 W. Main Street, St. Charles.
- *2. Recommendation to authorize the Finance Director to execute the risk insurance program renewal for the year beginning December 1, 2023 in the amount of \$970,918.
3. Recommendation to approve the Preliminary Estimate of the 2023 Property Tax Levy for the City of St. Charles in the Amount of \$24,465,744.
- *4. Recommendation to approve a **Resolution** Authorizing the Approval of a One-year Agreement with the Center for Internet Security for \$27,600.
- *5. Motion to accept and place on file minutes of the October 16, 2023 Government Operations Committee meeting.

B. Government Services

- *1. Motion to approve a **Resolution** Approving the Intergovernmental Agreement with St. Charles Township for Snow and Ice Control Services.
- *2. Motion to approve a **Resolution** Approving the Intergovernmental Agreement with St. Charles School District 303 Regarding Snow and Ice Control Materials.
- *3. Motion to approve a **Resolution** Awarding the Bid for Fire Station Improvements to Midwest Construction Partners, Inc.
- *4. Motion to approve a **Resolution** Authorizing a Contract for the Replacement of City Hall and Century Station Rooftop Air Handler Units to RJ O'Neil, Inc.
- *5. Motion to approve and place on file the minutes of the October 23, 2023 Government Services Committee Meeting.

C. Planning and Development

None

9. Public Comment

10. Additional Items from Mayor, Council or Staff

11. Executive Session

- Personnel – 5 ILCS 120/2(c)(1)
- Pending, Probable or Imminent Litigation – 5 ILCS 120/2(c)(11)
- Property Acquisition – 5 ILCS 120/2(c)(5)
- Collective Bargaining – 5 ILCS 120/2(c)(2)
- Review of Executive Session Minutes – 5 ILCS 120/2(c)(21)

12. Adjournment

ADA Compliance

Any individual with a disability requesting a reasonable accommodation in order to participate in a public meeting should contact the ADA Coordinator, Jennifer McMahon, at least 48 hours in advance of the scheduled meeting. The ADA Coordinator can be reached in person at 2 East Main Street, St. Charles, IL, via telephone at (630) 377 4446 or 800 526 0844 (TDD), or via e-mail at jmcmahon@stcharlesil.gov. Every effort will be made to allow for meeting participation. Notices of this meeting were posted consistent with the requirements of 5 ILCS 120/1 et seq. (Open Meetings Act).

Proclamation

VETERAN'S DAY 2023

WHEREAS, the contributions and sacrifices of the men and women who served in the Armed Forces have been vital in maintaining our freedoms and way of life; and

WHEREAS, tens of millions of Americans have served in the Armed Forces of the United States during the past century; and

WHEREAS, hundreds of thousands of Americans have given their lives while serving in the Armed Forces during the past century; and

WHEREAS, our veterans are brave and selfless individuals who, when duty called, willingly put themselves in harm's way to defend the lives and liberty of others; and

WHEREAS, their abiding patriotism and enduring devotion to the ideals on which the United States is founded will never fail to inspire us; and

WHEREAS, our veterans understand the important task before the American service men and women now keeping watch; and


WHEREAS, we memorialize and honor those who did not come home, including those who are still listed as prisoners of war or missing in action from **ANY** conflict; and

WHEREAS, we promise to respect and support all of our veterans, especially our St. Charles veterans and to never forget what they gave of themselves for all of us.

NOW, THEREFORE, I, Lora Vitek, Mayor of the City of St. Charles, do hereby proclaim November 11, 2023, as

VETERANS DAY

in the City of St. Charles and encourage all citizens to acknowledge and honor the contributions of our veterans to the principles of democracy, individual freedom, and human rights.



Lora A. Vitek
Lora A. Vitek, Mayor



MINUTES
ST. CHARLES CITY COUNCIL MEETING
LORA A. VITEK, MAYOR
MONDAY, OCTOBER 16, 2023 – 7:00 P.M.
CITY COUNCIL CHAMBERS
2 E. MAIN STREET

1. Call to Order.

The meeting was called to order by Mayor Vitek at 7:01 pm.

2. Roll Call.

Present: Ald. Silkaitis, Ald. Foulkes, Ald. Bongard, Ald. Muenz, Ald. Lencioni, Ald. Gehm, Ald. Pietryla, Ald. Wirball, Ald. Bessner, Ald. Weber

Absent: None

3. Invocation - Ald. Lencioni

4. Pledge of Allegiance.

5. Presentations

6. Motion by Ald. Bessner second by Ald. Lencioni to approve the Omnibus Vote.

Items with an asterisk (*) are considered to be routine matters and will be enacted by one motion. There will be no separate discussion on these items unless a council member/citizen so requests, in which event the item will be removed from the consent agenda and considered in normal sequence on the agenda.

Roll Call Vote: Ayes: Ald. Silkaitis, Ald. Foulkes, Ald. Bongard, Ald. Muenz, Ald. Lencioni, Ald. Gehm, Ald. Pietryla, Ald. Wirball, Ald. Bessner, Ald. Weber; Nays: None.

Motion Carried

***7. Motion by Ald. Bessner second by Ald. Lencioni to accept and place on file minutes of the regular City Council meeting held October 2, 2023.**

Roll Call Vote: Ayes: Ald. Silkaitis, Ald. Foulkes, Ald. Bongard, Ald. Muenz, Ald. Lencioni, Ald. Gehm, Ald. Pietryla, Ald. Wirball, Ald. Bessner, Ald. Weber; Nays: None.

Motion Carried

***8. Motion by Ald. Bessner second by Ald. Lencioni to approve and authorize issuance of vouchers from the Expenditure Approval List for the period of 9/18/2023 – 10/1/2023 in the amount of \$4,907,183.48.**

Roll Call Vote: Ayes: Ald. Silkaitis, Ald. Foulkes, Ald. Bongard, Ald. Muenz, Ald. Lencioni, Ald. Gehm, Ald. Pietryla, Ald. Wirball, Ald. Bessner, Ald. Weber; Nays: None.

Motion Carried

- *9. Motion by Ald. Bessner second by Ald. Lencioni to approve the Budget Revisions for September, 2023.
Roll Call Vote: Ayes: Ald. Silkaitis, Ald. Foulkes, Ald. Bongard, Ald. Muenz, Ald. Lencioni, Ald. Gehm, Ald. Pietryla, Ald. Wirball, Ald. Bessner, Ald. Weber; Nays: None.
Motion Carried

I. Old Business

- A. None

II. New Business

- A. None

III. Committee Reports

A. Government Operations

- *1. Motion by Ald. Bessner second by Ald. Lencioni to approve a **Resolution 2023-107** Authorizing the Approval of a One-year Agreement with Four Kitchens, LLC in the Amount of \$39,000.
Roll Call Vote: Ayes: Ald. Silkaitis, Ald. Foulkes, Ald. Bongard, Ald. Muenz, Ald. Lencioni, Ald. Gehm, Ald. Pietryla, Ald. Wirball, Ald. Bessner, Ald. Weber; Nays: None.
Motion Carried
- *2. Motion by Ald. Bessner second by Ald. Lencioni to Approve a **Resolution 2023-108** to Execute an Agreement with Timmons Group, Inc. for Utility Network Migration Services in the Amount of \$113,000.
Roll Call Vote: Ayes: Ald. Silkaitis, Ald. Foulkes, Ald. Bongard, Ald. Muenz, Ald. Lencioni, Ald. Gehm, Ald. Pietryla, Ald. Wirball, Ald. Bessner, Ald. Weber; Nays: None.
Motion Carried
- *3. Motion by Ald. Bessner second by Ald. Lencioni to accept the financial and other reports for the fiscal year ending April 30, 2023, including the Annual Comprehensive Financial Report, Independent Auditor's Report Pursuant to Uniform Guidance, Board Communication, Pension Fund Reports, TIF Compliance Reports, and Sales Tax Revenue Bond Compliance Report.
Roll Call Vote: Ayes: Ald. Silkaitis, Ald. Foulkes, Ald. Bongard, Ald. Muenz, Ald. Lencioni, Ald. Gehm, Ald. Pietryla, Ald. Wirball, Ald. Bessner, Ald. Weber; Nays: None.
Motion Carried
- *4. Motion by Ald. Bessner second by Ald. Lencioni to accept and place on file minutes of the October 2, 2023 Government Operations Committee meeting.

Roll Call Vote: Ayes: Ald. Silkaitis, Ald. Foulkes, Ald. Bongard, Ald. Muenz, Ald. Lencioni, Ald. Gehm, Ald. Pietryla, Ald. Wirball, Ald. Bessner, Ald. Weber; Nays: None.
Motion Carried

B. Government Services

- *1. Motion by Ald. Bessner second by Ald. Lencioni to approve and place on file the minutes of the September 25, 2023 Government Services Committee Meeting.

Roll Call Vote: Ayes: Ald. Silkaitis, Ald. Foulkes, Ald. Bongard, Ald. Muenz, Ald. Lencioni, Ald. Gehm, Ald. Pietryla, Ald. Wirball, Ald. Bessner, Ald. Weber; Nays: None.

Motion Carried

C. Planning and Development

- *1. Motion by Ald. Bessner second by Ald. Lencioni to accept and place on file Plan Commission Resolution No. 07-2023 A Resolution Recommending Approval of an Application for Special Use to construct a Drive-Through Facility for Chick-Fil-A, 3795 E. Main St. (Joe Vavrina, HR Green, Inc.)

Roll Call Vote: Ayes: Ald. Silkaitis, Ald. Foulkes, Ald. Bongard, Ald. Muenz, Ald. Lencioni, Ald. Gehm, Ald. Pietryla, Ald. Wirball, Ald. Bessner, Ald. Weber; Nays: None.

Motion Carried

- *2. Motion by Ald. Bessner second by Ald. Lencioni to Approve an **Ordinance 2023-Z-16** Granting Approval of a Special Use for a Drive-Through Facility for Chick-Fil-A, 3795 E. Main St.

Roll Call Vote: Ayes: Ald. Silkaitis, Ald. Foulkes, Ald. Bongard, Ald. Muenz, Ald. Lencioni, Ald. Gehm, Ald. Pietryla, Ald. Wirball, Ald. Bessner, Ald. Weber; Nays: None.

Motion Carried

3. Motion by Ald. Lencioni second by Ald. Wirball to accept and place on file Plan Commission Resolution No. 08-2023 A Resolution Recommending Approval of an Application for Special Use (PUD Amendment) for 405 Illinois Ave., Heritage Square II PUD (Bob Rasmussen)

Roll Call Vote: Ayes: Ald. Silkaitis, Ald. Foulkes, Ald. Bongard, Ald. Lencioni, Ald. Gehm, Ald. Pietryla, Ald. Wirball, Ald. Bessner, Ald. Weber; Nays: None; Recuse: Ald. Muenz.

Motion Carried

4. Motion by Ald. Lencioni second by Ald. Wirball to approve An **Ordinance 2023-Z-17** Amending Special Use for PUD Ordinance No. 2003-Z-15 regarding the maximum number of dwelling units (Heritage Square II PUD)

Roll Call Vote: Ayes: Ald. Silkaitis, Ald. Foulkes, Ald. Bongard, Ald. Lencioni, Ald. Gehm, Ald. Pietryla, Ald. Wirball, Ald. Bessner, Ald. Weber; Nays: None; Recuse: Ald. Muenz.

Motion Carried

- *5. Motion by Ald. Bessner second by Ald. Lencioni to accept and place on file Historic Preservation Commission Resolution No. 8-2023 A Resolution Recommending Approval for Landmark Designation (405 Prairie St. – William and Martha Klinkey)

Roll Call Vote: Ayes: Ald. Silkaitis, Ald. Foulkes, Ald. Bongard, Ald. Muenz, Ald. Lencioni, Ald. Gehm, Ald. Pietryla, Ald. Wirball, Ald. Bessner, Ald. Weber; Nays: None.
Motion Carried

- *6. Motion by Ald. Bessner second by Ald. Lencioni to approve An **Ordinance 2023-Z-18** Designating Certain Property as a Historic Landmark (405 Prairie St.- William and Martha Klinky)

Roll Call Vote: Ayes: Ald. Silkaitis, Ald. Foulkes, Ald. Bongard, Ald. Muenz, Ald. Lencioni, Ald. Gehm, Ald. Pietryla, Ald. Wirball, Ald. Bessner, Ald. Weber; Nays: None.
Motion Carried

- *7. Motion by Ald. Bessner second by Ald. Lencioni to accept and place on file minutes of the October 9, 2023 Planning & Development Committee meeting.

Roll Call Vote: Ayes: Ald. Silkaitis, Ald. Foulkes, Ald. Bongard, Ald. Muenz, Ald. Lencioni, Ald. Gehm, Ald. Pietryla, Ald. Wirball, Ald. Bessner, Ald. Weber; Nays: None.
Motion Carried

9. No Public Comment

10. Additional Items from Mayor, Council or Staff

- Mayor Vitek:
 - Wished a happy birthday to Ald. Lencioni.
 - Reminded all of Halloween on October 31st with trick or treating from 3:00pm to 7:00pm.
 - Reminded all to turn back the clocks on November 5th.
 - Thanked Chief Swanson for a great open house.

11. No Executive Session

- Personnel – 5 ILCS 120/2(c)(1)
- Pending, Probable or Imminent Litigation – 5 ILCS 120/2(c)(11)
- Property Acquisition – 5 ILCS 120/2(c)(5)
- Collective Bargaining – 5 ILCS 120/2(c)(2)
- Review of Executive Session Minutes – 5 ILCS 120/2(c)(21)

12. Adjournment

Motion by Ald. Pietryla, second by Ald. Wirball to adjourn the meeting at 7:05 pm.

Roll Call Vote: Ayes: Ald. Silkaitis, Ald. Foulkes, Ald. Bongard, Ald. Muenz, Ald. Lencioni, Ald. Gehm, Ald. Pietryla, Ald. Wirball, Ald. Bessner, Ald. Weber; Nays: None.
Motion Carried

Nancy Garrison, City Clerk

CERTIFIED TO BE A TRUE COPY OF ORIGINAL

Nancy Garrison, City Clerk

ADA Compliance

Any individual with a disability requesting a reasonable accommodation in order to participate in a public meeting should contact the ADA Coordinator, Jennifer McMahon, at least 48 hours in advance of the scheduled meeting. The ADA Coordinator can be reached in person at 2 East Main Street, St. Charles, IL, via telephone at (630) 377 4446 or 800 526 0844 (TDD), or via e-mail at jmcmahon@stcharlesil.gov. Every effort will be made to allow for meeting participation. Notices of this meeting were posted consistent with the requirements of 5 ILCS 120/1 et seq. (Open Meetings Act).

10/24/2023

**CITY OF ST CHARLES
COMPANY 1000
EXPENDITURE APPROVAL LIST**

10/2/2023 - 10/15/2023

<u>VENDOR</u>	<u>VENDOR NAME</u>	<u>STAT PROC</u>	<u>PO NUMBER</u>	<u>AMOUNT</u>	<u>DATE</u>	<u>INVOICE</u>	<u>DESCRIPTION</u>
114	ST CHARLES ACE LLC		119027	31.74	10/05/2023	84855/3	MISC FASTENERS
			119027	20.76	10/05/2023	84869/3	MISC FASTENERS
			119423	13.99	10/05/2023	84893/3	ANCHOR POINT
			ST CHARLES ACE LLC Total			66.49	
138	AFFORDABLE OFFICE INTERIORS		120500	662.08	10/05/2023	57098	FIRE STATION CHAIR
			AFFORDABLE OFFICE INTERIORS Total			662.08	
139	AFLAC			21.45	10/06/2023	ACAN231006094039FI	AFLAC Cancer Insurance
				15.54	10/06/2023	ACAN231006094039PI	AFLAC Cancer Insurance
				35.46	10/06/2023	ACAN231006094039PV	AFLAC Cancer Insurance
				78.30	10/06/2023	ADIS231006094039PD	AFLAC Disability and STD
				8.78	10/06/2023	AHIC231006094039FD	AFLAC Hospital Intensive Care
				93.79	10/06/2023	APAC231006094039FI	AFLAC Personal Accident
				95.30	10/06/2023	APAC231006094039PI	AFLAC Personal Accident
				89.78	10/06/2023	APAC231006094039PV	AFLAC Personal Accident
				18.46	10/06/2023	ASPE231006094039PV	AFLAC Specified Event (PRP)
				23.25	10/06/2023	AVOL231006094039PV	AFLAC Voluntary Indemnity
			AFLAC Total			480.11	
145	AIR ONE EQUIPMENT INC			450.00	10/05/2023	195343	PO 118496 WORK TESTING
			120471	37.00	10/05/2023	197351	BITREX SUPPLIES
			AIR ONE EQUIPMENT INC Total			487.00	
149	ALARM DETECTION SYSTEMS INC			346.50	10/05/2023	30434-1212	QUARTERLY CHARGES-OCT-DI
			ALARM DETECTION SYSTEMS INC Total			346.50	
186	AMALGAMATED BANK OF CHICAGO			476.75	10/12/2023	1854895007J	AMALGAMATED ADMIN FEE
				476.75	10/06/2023	1854894008J	ADMIN FEES 2012A

<u>VENDOR</u>	<u>VENDOR NAME</u>	<u>PO NUMBER</u>	<u>AMOUNT</u>	<u>DATE</u>	<u>INVOICE</u>	<u>DESCRIPTION</u>
	STAT PROC					
	AMALGAMATED BANK OF CHICAGO Total		<u>953.50</u>			
221	ANDERSON PEST CONTROL		681.40	10/05/2023	51226089	COMMERCIAL SERVICE
	ANDERSON PEST CONTROL Total		<u>681.40</u>			
250	ARCHON CONSTRUCTION CO					
		118961	144,350.00	10/05/2023	230216F	INSTALL 3050 OF2-3 POLY
		120303	6,017.17	10/05/2023	230550F	REMOVE ASPHALT & CONCRET
	ARCHON CONSTRUCTION CO Total		<u>150,367.17</u>			
284	AT&T		94.23	10/05/2023	090823	ACCT: 109916878
	AT&T Total		<u>94.23</u>			
289	D&A POWERTRAIN COMPONENTS INC					
		120688	5,676.38	10/05/2023	252442	SUSPENSION BEAM F/B
		120835	200.00	10/05/2023	25250	ALIGNMENT
		120731	200.00	10/05/2023	252502	ALIGNMENT
	D&A POWERTRAIN COMPONENTS INC Total		<u>6,076.38</u>			
298	AWARD CONCEPTS INC					
		119117	393.04	10/05/2023	I0698278	SERVICE AWARD-GARY SCOTT
		119117	47.35	10/05/2023	I0698283	SERVICE AWARD-SHARON BRII
		119117	135.12	10/05/2023	I0698765	AWARD - DRIES STEPHEN
		119117	53.81	10/05/2023	I0698766	AWARD - JACKSON RICHARD
	AWARD CONCEPTS INC Total		<u>629.32</u>			
300	AMERICAN WATER WORKS ASSOC					
		120732	900.00	10/05/2023	SO110397	SUBSCRIPTION RENEWAL
	AMERICAN WATER WORKS ASSOC Total		<u>900.00</u>			
304	IQ DATA SYSTEMS					
			1,626.69	10/05/2023	557441	NEW EMPLOYEE TESTING
	IQ DATA SYSTEMS Total		<u>1,626.69</u>			
307	BADGER EVERGREEN FARMS INC					
		120221	1,188.20	10/05/2023	0000230075	25% DOWN PAYMENT
	BADGER EVERGREEN FARMS INC Total		<u>1,188.20</u>			
323	POWER UP BATTERIES LLC					

<u>VENDOR</u>	<u>VENDOR NAME</u>	<u>STAT PROC</u>	<u>PO NUMBER</u>	<u>AMOUNT</u>	<u>DATE</u>	<u>INVOICE</u>	<u>DESCRIPTION</u>
			119031	80.87	10/05/2023	P65877082	BATTERIES
	POWER UP BATTERIES LLC Total			80.87			
364	STATE STREET COLLISION						
			120338	7,386.30	10/05/2023	14818240	COLLISON REPAIR
			120631	1,488.00	10/05/2023	15100087	ESTIMATE # 15100087
	STATE STREET COLLISION Total			8,874.30			
372	BLUFF CITY MATERIALS						
			119586	2,486.60	10/05/2023	475686	MIXED LOADS
	BLUFF CITY MATERIALS Total			2,486.60			
395	BRIDGEWELL RESOURCES LLC						
			120432	25,590.00	10/05/2023	0256547401	INVENTORY ITEMS
			120432	25,590.00	10/05/2023	0256547402	INVENTORY ITEMS
	BRIDGEWELL RESOURCES LLC Total			51,180.00			
428	CALEA						
			121000	4,645.00	10/13/2023	INV41122	ANNUAL CONTINUATION FEE
	CALEA Total			4,645.00			
512	NORTHWEST NEWS GROUP						
			119094	100.00	10/05/2023	2105205	NEWSLETTER SPONSOR
	NORTHWEST NEWS GROUP Total			100.00			
555	COMED						
				190.87	10/05/2023	7612664040/092223	MONTHLY BILLING 8/23/23-9/22
	COMED Total			190.87			
556	COMPUTERIZED FLEET						
			120662	1,795.00	10/05/2023	15165	CFA SUPPORT SERVICES
	COMPUTERIZED FLEET Total			1,795.00			
563	CDW LLC						
			120694	570.00	10/05/2023	LZ19671	SOLARWINDS KIWI CAT & SYSL
	CDW LLC Total			570.00			
564	COMCAST OF CHICAGO INC						
				10.53	10/05/2023	091623FD	ACCT: 8771-20-0440113831
				84.64	10/05/2023	092523FD	ACCT: 8771-20-044-0006910

<u>VENDOR</u>	<u>VENDOR NAME</u>	<u>STAT PROC</u>	<u>PO NUMBER</u>	<u>AMOUNT</u>	<u>DATE</u>	<u>INVOICE</u>	<u>DESCRIPTION</u>
	COMCAST OF CHICAGO INC			<u>95.17</u>			
579	COMMUNICATIONS DIRECT INC		120087	713.50	10/05/2023	SR128308	PARTS & RADIO REPROGRAMM
			120398	290.00	10/05/2023	SR128480	REPLACEMENT ALLEY TD
	COMMUNICATIONS DIRECT INC Total			<u>1,003.50</u>			
646	PADDOCK PUBLICATIONS INC			117.30	10/05/2023	265690	PUBLIC HEARING
	PADDOCK PUBLICATIONS INC Total			<u>117.30</u>			
683	DEMAR TREE & LANDSCAPE SVC		119207	9,119.00	10/05/2023	7987	TREE TRIMMING - STREET DEF
			119207	3,472.00	10/05/2023	7988	TREE SERVICE - STREET DEPT
	DEMAR TREE & LANDSCAPE SVC Total			<u>12,591.00</u>			
716	DIXON ENGINEERING INC		117404	20,790.00	10/05/2023	23-0586	WELL 8 RESERVOIR REPAIR
	DIXON ENGINEERING INC Total			<u>20,790.00</u>			
767	EAGLE ENGRAVING INC		119428	958.00	10/05/2023	2023-5386	FIRE DEPT AWARDS
			119428	39.40	10/05/2023	2023-6536	ENGRAVING UNIFORM
			119146	38.10	10/05/2023	2023-6704	AWARDS POLICE DEPT
	EAGLE ENGRAVING INC Total			<u>1,035.50</u>			
778	EJ EQUIPMENT INC		120672	830.52	10/05/2023	P10439	MISC SUPPLIES
			120738	337.76	10/05/2023	P10497	TIGER TAIL LOFT
	EJ EQUIPMENT INC Total			<u>1,168.28</u>			
789	ANIXTER INC			39,345.75	10/05/2023	5371631-01	BILLED INCORRECTLY CREDIT
			120666	134.50	10/05/2023	5812575-00	SLIDE PIN ASSEMBLY
	ANIXTER INC Total			<u>39,480.25</u>			
826	BORDER STATES INDUSTRIES INC		120580	1,103.12	10/05/2023	926953549	INVENTORY ITEMS
			120580	2,010.76	10/05/2023	926996443	INVENTORY ITEMS
			120580	380.80	10/05/2023	927005232	INVENTORY ITEMS

<u>VENDOR</u>	<u>VENDOR NAME</u>	<u>STAT PROC</u>	<u>PO NUMBER</u>	<u>AMOUNT</u>	<u>DATE</u>	<u>INVOICE</u>	<u>DESCRIPTION</u>
	BORDER STATES INDUSTRIES INC Total			<u>3,494.68</u>			
858	FEDERAL EXPRESS CORP			76.77	10/05/2023	8-253-80482	EXPRESS SHIPPING WW DEPT
				32.95	10/05/2023	8-274-64589	SHIPPING CITY ADMIN
	FEDERAL EXPRESS CORP Total			<u>109.72</u>			
859	FEECE OIL CO		120288	794.75	10/05/2023	2162068	SUPERGARD FULL SYN OIL
	FEECE OIL CO Total			<u>794.75</u>			
870	FIRE PENSION FUND			722.05	10/06/2023	FP1%231006094039FI	Fire Pension 1% Fee
				7,807.56	10/06/2023	FRP2231006094039FC	Fire Pension Tier 2
				11,909.73	10/06/2023	FRPN231006094039FI	Fire Pension
	FIRE PENSION FUND Total			<u>20,439.34</u>			
876	FIRST ENVIRONMENTAL LAB INC		119492	335.40	10/05/2023	176333	SPECIAL CONDITION II
	FIRST ENVIRONMENTAL LAB INC Total			<u>335.40</u>			
891	THE TERRAMAR GROUP INC		119288	138.32	10/05/2023	81513	STUD MOUNT MICRON
			119288	38.21	10/05/2023	81520	VERTEX TWIST-IN ADAPTER
			119288	51.23	10/05/2023	81550	FLEET LIGHTINGS
	THE TERRAMAR GROUP INC Total			<u>227.76</u>			
916	FOX VALLEY FIRE & SAFETY CO		120320	69.50	10/05/2023	IN00629657	ANSUL SINGLE TANK SYSTEM
	FOX VALLEY FIRE & SAFETY CO Total			<u>69.50</u>			
961	GENEVA CONSTRUCTION COMPANY			3,616.69	10/05/2023	60604-DISCOUNT	INTERNAL DISCOUNT CORREC
				438.75	10/05/2023	60604-MFT-DISCOUN	
			119485	-3,616.69	10/05/2023	60604A	DISCOUNT PAY BACK
			119485	-438.75	10/05/2023	60604A-MFT	MFT - DISCOUNTS PAYBACK
				1,286.44	10/05/2023	60659-DISCOUNT	INTERNAL DISCOUNT CORREC
				991.86	10/05/2023	60659-MFT-DISCOUN	INTERNAL DISCOUNT CORREC
			119485	-1,286.44	10/05/2023	60659A	NON MFT DISCOUNT PAYBACK
			119485	-991.86	10/05/2023	60659A-MFT	MFT DISCOUNT PAYBACK

<u>VENDOR</u>	<u>VENDOR NAME</u>	<u>STAT PROC</u>	<u>PO NUMBER</u>	<u>AMOUNT</u>	<u>DATE</u>	<u>INVOICE</u>	<u>DESCRIPTION</u>
			119485	20,070.82	10/05/2023	60759	NON MFT PAYOUT FY 24
			119485	582,090.94	10/05/2023	60759-MFT	MFT PAYOUT FY 2024
	GENEVA CONSTRUCTION COMPANY Total			602,161.76			
980	GLOBAL EQUIPMENT COMPANY		120722	1,558.96	10/05/2023	121036800	10 STEP LADDER
	GLOBAL EQUIPMENT COMPANY Total			1,558.96			
1026	HACH COMPANY		120683	1,032.00	10/05/2023	13739166	RECYCLING KIT
	HACH COMPANY Total			1,032.00			
1089	ARENDS HOGAN WALKER LLC		120604	93.35	10/05/2023	11710841	INVENTORY ITEMS
			119947	12.22	10/05/2023	11715951	FUEL FILTER
			120319	172.15	10/05/2023	11720616	FILTER ELEMENT
	ARENDS HOGAN WALKER LLC Total			277.72			
1133	IBEW LOCAL 196			196.50	10/06/2023	UNE 231006094039PV	Union Due - IBEW
				826.93	10/06/2023	UNE231006094039P	Union Due - IBEW - percent
	IBEW LOCAL 196 Total			1,023.43			
1136	ICMA RETIREMENT CORP			102.54	10/06/2023	C401231006094039CA	401A Savings Plan Company
				254.65	10/06/2023	C401231006094039CD	401A Savings Plan Company
				525.81	10/06/2023	C401231006094039FD	401A Savings Plan Company
				490.65	10/06/2023	C401231006094039FN	401A Savings Plan Company
				291.11	10/06/2023	C401231006094039HR	401A Savings Plan Company
				562.86	10/06/2023	C401231006094039IS	401A Savings Plan Company
				829.50	10/06/2023	C401231006094039PD	401A Savings Plan Company
				984.86	10/06/2023	C401231006094039PV	401A Savings Plan Company
				102.54	10/06/2023	E401231006094039CA	401A Savings Plan Employee
				254.65	10/06/2023	E401231006094039CD	401A Savings Plan Employee
				525.13	10/06/2023	E401231006094039FD	401A Savings Plan Employee
				490.65	10/06/2023	E401231006094039FN	401A Savings Plan Employee
				291.11	10/06/2023	E401231006094039HR	401A Savings Plan Employee
				563.54	10/06/2023	E401231006094039IS	401A Savings Plan Employee
				829.50	10/06/2023	E401231006094039PD	401A Savings Plan Employee
				984.86	10/06/2023	E401231006094039PV	401A Savings Plan Employee

<u>VENDOR</u>	<u>VENDOR NAME</u>	<u>STAT PROC</u>	<u>PO NUMBER</u>	<u>AMOUNT</u>	<u>DATE</u>	<u>INVOICE</u>	<u>DESCRIPTION</u>
				2,013.46	10/06/2023	ICMA231006094039CC	ICMA Deductions - Dollar Amt
				3,993.76	10/06/2023	ICMA231006094039FD	ICMA Deductions - Dollar Amt
				2,105.00	10/06/2023	ICMA231006094039FN	ICMA Deductions - Dollar Amt
				1,573.84	10/06/2023	ICMA231006094039HF	ICMA Deductions - Dollar Amt
				4,635.84	10/06/2023	ICMA231006094039IS	ICMA Deductions - Dollar Amt
				10,211.64	10/06/2023	ICMA231006094039PC	ICMA Deductions - Dollar Amt
				2,261.00	10/06/2023	ICMA231006094039PV	ICMA Deductions - Dollar Amt
				149.84	10/06/2023	ICMP231006094039CA	ICMA Deductions - Percent
				89.82	10/06/2023	ICMP231006094039CC	ICMA Deductions - Percent
				3,950.66	10/06/2023	ICMP231006094039FD	ICMA Deductions - Percent
				74.14	10/06/2023	ICMP231006094039HF	ICMA Deductions - Percent
				382.22	10/06/2023	ICMP231006094039IS	ICMA Deductions - Percent
				3,200.89	10/06/2023	ICMP231006094039PC	ICMA Deductions - Percent
				1,107.74	10/06/2023	ICMP231006094039PV	ICMA Deductions - Percent
				25.00	10/06/2023	ROTH231006094039FI	Roth IRA Deduction
				110.00	10/06/2023	ROTH231006094039FI	Roth IRA Deduction
				269.23	10/06/2023	ROTH231006094039HI	Roth IRA Deduction
				150.00	10/06/2023	ROTH231006094039IS	Roth IRA Deduction
				1,259.23	10/06/2023	ROTH231006094039PI	Roth IRA Deduction
				275.00	10/06/2023	ROTH231006094039PI	Roth IRA Deduction
				550.00	10/06/2023	RTHA231006094039FI	Roth 457 - Dollar Amount
				250.00	10/06/2023	RTHA231006094039IS	Roth 457 - Dollar Amount
				1,580.00	10/06/2023	RTHA231006094039PI	Roth 457 - Dollar Amount
				110.00	10/06/2023	RTHA231006094039PV	Roth 457 - Dollar Amount
				1,006.39	10/06/2023	RTHP231006094039FI	Roth 457 - Percent
				45.81	10/06/2023	RTHP231006094039PV	Roth 457 - Percent
				95.12	10/06/2023	RTIP231006094039PD	Roth IRA - Percent
				49,559.59			
	ICMA RETIREMENT CORP Total						
1153	ILCMA			100.00	10/05/2023	4752	JOB AD POSTING FEE-BCE&PV
	ILCMA Total			100.00			
1194	ISAWWA			927.00	10/05/2023	200083045	WATER DISTRIBUTION REFRES
	ISAWWA Total			927.00			
1215	ILLINOIS MUNICIPAL UTILITIES			3,460,910.53	10/13/2023	101323IMEA	IMEA-SEPTEMBER 2023 ELECT

<u>VENDOR</u>	<u>VENDOR NAME</u>	<u>STAT PROC</u>	<u>PO NUMBER</u>	<u>AMOUNT</u>	<u>DATE</u>	<u>INVOICE</u>	<u>DESCRIPTION</u>
	ILLINOIS MUNICIPAL UTILITIES Total			<u>3,460,910.53</u>			
1240	INTERSTATE BATTERY SYSTEM OF		120650	1,041.04	10/05/2023	10000438	INVENTORY ITEMS
	INTERSTATE BATTERY SYSTEM OF Total			<u>1,041.04</u>			
1288	J J KELLER & ASSOCIATES INC		120780	447.00	10/05/2023	9108351868	FERENCZ/RODRIGUEZ CLASS
	J J KELLER & ASSOCIATES INC Total			<u>447.00</u>			
1342	KARA CO INC		119343	75.00	10/05/2023	378132	RENTAL SIM CARD
	KARA CO INC Total			<u>75.00</u>			
1382	KOHLERT MANUFACTURING INC		118523	800.00	10/05/2023	13913577	REPAIR EQUIPMENT
	KOHLERT MANUFACTURING INC Total			<u>800.00</u>			
1403	WEST VALLEY GRAPHICS & PRINT		120689	68.50	10/05/2023	10356	BUSINESS CARDS-BCE
			119147	76.50	10/05/2023	10359	BUSINESS CARDS-MARCO FAR
	WEST VALLEY GRAPHICS & PRINT Total			<u>145.00</u>			
1482	ARTHUR J LOOTENS & SON INC		120701	13,086.77	10/05/2023	34914	WORK ON CEDAR STREET
			120729	7,611.18	10/05/2023	34915	CEDAR ST
			120702	10,020.42	10/05/2023	34916	WORKED-STEEPLE CHASE RD
			120782	10,178.33	10/05/2023	34930	TEAR OUT CURB & FRAME-BEA
			120782	6,649.64	10/05/2023	34932	1020 ASH STREET ON 9/12/23
			120782	7,655.93	10/05/2023	34933	BEATRICE ST ON 9/15/23
	ARTHUR J LOOTENS & SON INC Total			<u>55,202.27</u>			
1489	LOWES		119053	59.78	10/05/2023	901566/091423	MISC SUPPLIES
			119430	24.67	10/05/2023	901594/091523	MISC SUPPLIES
			119491	82.90	10/05/2023	901597/091523	MISC SUPPLIES
			119053	24.67	10/05/2023	901613/091923	MISC FASTENER SUPPLIES
			119053	16.90	10/05/2023	901616/091923	MISC FASTENER SUPPLIES
			120624	282.00	10/05/2023	961501/090723	WATER
			120639	278.04	10/05/2023	961504/090823	OIL

<u>VENDOR</u>	<u>VENDOR NAME</u>	<u>STAT PROC</u>	<u>PO NUMBER</u>	<u>AMOUNT</u>	<u>DATE</u>	<u>INVOICE</u>	<u>DESCRIPTION</u>
			120661	73.98	10/05/2023	961512/091223	INVENTORY ITEMS
			120658	52.93	10/05/2023	961515/091223	INVENTORY ITEMS
			120734	93.06	10/05/2023	961530/091823	INVENTORY ITEMS
			119234	78.81	10/05/2023	96823/091123	MISC SUPPLIES
			119430	119.62	10/05/2023	96934/091123	MISC SUPPLIES FIRE DEPT
			119430	38.36	10/05/2023	984346/091923	MISC FASTENER SUPPLIES
			119071	27.96	10/05/2023	987877/090723	WATER BOTTLES
			119234	78.81	10/05/2023	996823/091123	PARTS FOR EQUIPMENT
	LOWES Total			<u>1,332.49</u>			
1530	MARTAM CONSTRUCTION COMPANY						
			118779	477,166.23	10/05/2023	14507	1ST STREET PLAZA PHASE 2 P
	MARTAM CONSTRUCTION COMPANY Total			<u>477,166.23</u>			
1571	MCCANN INDUSTRIES INC						
			120668	538.74	10/05/2023	P45807	EUCLID DIAMOND VOX
			120671	414.96	10/05/2023	P45808	MCCANN 1ST CHOICE FORMS
			120648	175.74	10/05/2023	P45809	BELT
	MCCANN INDUSTRIES INC Total			<u>1,129.44</u>			
1585	MEADE INC						
			120254	1,974.00	10/05/2023	705641	TRAFFIC SIGNAL DUNHAM&FO
	MEADE INC Total			<u>1,974.00</u>			
1604	METRO TANK AND PUMP COMPANY						
			120759	625.00	10/05/2023	19296	FUEL TAG BLUE
	METRO TANK AND PUMP COMPANY Total			<u>625.00</u>			
1613	METROPOLITAN ALLIANCE OF POL						
				1,176.00	10/06/2023	UNP 231006094039PD	Union Dues - IMAP
				157.50	10/06/2023	UNPS231006094039PI	Union Dues-Police Sergeants
	METROPOLITAN ALLIANCE OF POL Total			<u>1,333.50</u>			
1616	MHC SOFTWARE INC						
			120765	12,296.00	10/05/2023	INVMH4931	DOCUMENT EXPRESS RENEW/
	MHC SOFTWARE INC Total			<u>12,296.00</u>			
1626	MIDWEST AIR PRO						
			119334	1,504.30	10/05/2023	14243	SERVICE CALL FS 1
			120869	1,689.35	10/05/2023	14304	SERVICE CALL

<u>VENDOR</u>	<u>VENDOR NAME</u>	<u>STAT PROC</u>	<u>PO NUMBER</u>	<u>AMOUNT</u>	<u>DATE</u>	<u>INVOICE</u>	<u>DESCRIPTION</u>
	MIDWEST AIR PRO Total			<u>3,193.65</u>			
1637	FLEETPRIDE INC		120654	56.46	10/05/2023	111079622	INVENTORY ITEMS
			120707	498.60	10/05/2023	111200594	INVENTORY ITEMS
	FLEETPRIDE INC Total			<u>555.06</u>			
1651	MNJ TECHNOLOGIES DIRECT INC		120721	1,750.00	10/05/2023	CINV004019938	HD LCD MONITOR
	MNJ TECHNOLOGIES DIRECT INC Total			<u>1,750.00</u>			
1668	WOLSELEY INVESTMENTS INC		120663	485.84	10/05/2023	7416574	INVENTORY ITEMS
			120735	23.57	10/05/2023	7428354	INVENTORY ITEMS
	WOLSELEY INVESTMENTS INC Total			<u>509.41</u>			
1704	NCPERS IL IMRF			16.00	10/06/2023	NCP2231006094039C/	NCPERS 2
				8.00	10/06/2023	NCP2231006094039F/	NCPERS 2
				8.00	10/06/2023	NCP2231006094039P/	NCPERS 2
	NCPERS IL IMRF Total			<u>32.00</u>			
1737	NORTH EAST MULTI REGIONAL TRNG		119160	510.00	10/05/2023	334569	SERVAITUS/GODINHO BASIC F
			119160	200.00	10/05/2023	334989	POWERS HANDGUN SKILLS
			119160	80.00	10/05/2023	335044	WOLD SCHOOL VIOLENCE CLA
	NORTH EAST MULTI REGIONAL TRNG Total			<u>790.00</u>			
1745	NICOR			64.30	10/05/2023	0000 6 SEP 25 2023	ACCT: 55-00-99-0000-6
				162.72	10/05/2023	0000 6 SEP 29 2023	ACCT: 30-31-9-0000-6
				191.81	10/05/2023	0000 7 SEP 27 2023	ACCT: 61-00-69-0000-7
				55.31	10/05/2023	0847 6 SEP 29 2023	ACCT: 19-39-03-0847-6
				1,275.67	10/05/2023	0929 6 SEP 25 2023	ACCT: 17-18-43-0929-6
				163.17	10/05/2023	1000 0 SEP 27 2023	ACCT: 68-82-40-1000-0
				53.90	10/05/2023	1000 0 SEP 29 2023	ACCT: 52-09-10-1000-0
				52.21	10/05/2023	1000 2 SEP 21 2023	ACCT: 24-53-60-1000-2
				87.07	10/05/2023	1000 2 SEP 25 2023	ACCT: 53-14-51-1000-2
				52.78	10/05/2023	1000 3 SEP 28 2023	ACCT: 30-28-40-1000-3
				50.76	10/05/2023	1000 4 SEP 27 2023	ACCT: 53-65-70-1000-4

<u>VENDOR</u>	<u>VENDOR NAME</u>	<u>STAT PROC</u>	<u>PO NUMBER</u>	<u>AMOUNT</u>	<u>DATE</u>	<u>INVOICE</u>	<u>DESCRIPTION</u>
				52.13	10/05/2023	1000 5 SEPT 25 2023	ACCT: 50-85-00-1000-5
				172.05	10/05/2023	1000 6 SEP 26 2023	ACCT: 67-46-50-1000-6
				54.25	10/05/2023	1000 8 SEP 27 2023	ACCT: 28-08-50-1000-8
				162.72	10/05/2023	1000 8 SEP 29 2023	ACCT: 03-73-20-1000-8
				52.80	10/05/2023	1000 9 SEP 25 2023	ACCT: 65-84-51-1000-9
				50.79	10/05/2023	1000 9 SEP 26 2023	ACCT: 99-38-20-1000-9
				52.05	10/05/2023	1000 9 SEP 27 2023	ACCT: 64-67-50-1000-9
				51.42	10/05/2023	1968 1 SEP 27 2023	ACCT: 70-22-68-1968-1
				611.52	10/05/2023	4428 3 SEP 27 2023	ACCT: 19-51-90-4428-3
				52.38	10/05/2023	4606 2 SEP 29 2023	ACCT: 74-34-63-4606-2
				53.66	10/05/2023	4625 3 SEP 27 2023	ACCT: 39-82-30-4625-3
				50.76	10/05/2023	5425 2 SEP 27 2023	ACCT: 28-06-38-5425-2
				1,501.09	10/05/2023	8317 9 SEP 25 2023	ACCT: 81-44-33-8317-9
				324.41	10/05/2023	8642 6 SEP 29 2023	ACCT: 68-60-22-8642-6
				163.47	10/05/2023	9226 2 SEP 25 2023	ACCT: 84-32-13-9226-2
	NICOR Total			<u>5,615.20</u>			
1756	NCL OF WISCONSIN INC						
			120594	2,926.54	10/05/2023	492490	TESTING KITS
	NCL OF WISCONSIN INC Total			<u>2,926.54</u>			
1775	RAY OHERRON CO INC						
			119159	1,085.40	10/05/2023	2295453	UNIFORM-RAY GARCIA
			119159	672.87	10/05/2023	2295456	UNIFORM-DHAVAL PATEL
	RAY OHERRON CO INC Total			<u>1,758.27</u>			
1783	ON TIME EMBROIDERY INC						
			119432	74.00	10/05/2023	112873	SCFD 1019 CHRIS OVERLAND
			119432	641.00	10/05/2023	114887	SCFD 1049 DON FURLAND
			119432	68.00	10/05/2023	115178	JERZEES SHIRTS-C OVERLANE
			119432	711.00	10/05/2023	116010	SCFD 1051 M COMPTON
	ON TIME EMBROIDERY INC Total			<u>1,494.00</u>			
1797	PACE SUBURBAN BUS						
			119183	3,876.59	10/05/2023	625597	RIDE IN KANE - MAY 2023
	PACE SUBURBAN BUS Total			<u>3,876.59</u>			
1842	P F PETTIBONE & CO						
			120296	396.95	10/05/2023	184397	CITATION COMPLIANCE TICKET

<u>VENDOR</u>	<u>VENDOR NAME</u>	<u>STAT PROC</u>	<u>PO NUMBER</u>	<u>AMOUNT</u>	<u>DATE</u>	<u>INVOICE</u>	<u>DESCRIPTION</u>
	P F PETTIBONE & CO Total			396.95			
1861	POLICE PENSION FUND						
				16,239.79	10/06/2023	PLP2231006094039PD	Police Pension Tier 2
				9,776.82	10/06/2023	PLPN231006094039PE	Police Pension
	POLICE PENSION FUND Total			26,016.61			
1864	POLYDYNE INC						
			120686	13,662.00	10/05/2023	1771927	CLARIFLOC C-6275
	POLYDYNE INC Total			13,662.00			
1898	PRIORITY PRODUCTS INC						
			119980	365.03	10/05/2023	991630-003	DEUTSCH HOUSING PIN & SOC
			119036	47.99	10/05/2023	993906	PARTS FOR FLEET
			119036	58.67	10/05/2023	993906-001	GRIT ROLOC DISCS
			119036	65.58	10/05/2023	994502	MISC FASTENER SUPPLIES
	PRIORITY PRODUCTS INC Total			537.27			
1993	RENTAL MAX LLC						
			119092	33.69	10/05/2023	611437-3	FUEL LP FILL & GALLON
			119092	33.69	10/05/2023	611654-3	FUEL LP FILL/GALLON
			119092	33.69	10/05/2023	612203-3	FUEL LP FILL/GALLON
			119092	67.38	10/05/2023	612395-3	FUEL LP FILL/GALLON
			119092	67.38	10/05/2023	612606-3	FUEL LP FILL/GALLON
	RENTAL MAX LLC Total			235.83			
1998	RURAL ELECTRIC SUPPLY CO OP						
			120856	4,610.19	10/05/2023	3006545	INVENTORY ITEMS
	RURAL ELECTRIC SUPPLY CO OP Total			4,610.19			
2018	RJN GROUP INC						
			117949	31,107.50	10/05/2023	393705	SERVICE THRU 9/1/23
	RJN GROUP INC Total			31,107.50			
2022	ROADSAFE TRAFFIC SYSTEMS INC						
			120460	1,155.00	10/05/2023	184174	DISPLAY CARD AMBER
	ROADSAFE TRAFFIC SYSTEMS INC Total			1,155.00			
2046	RUSSO HARDWARE						
			120396	31.91	10/05/2023	SPI2036013	COUPLING SLEEVE

<u>VENDOR</u>	<u>VENDOR NAME</u>	<u>STAT PROC</u>	<u>PO NUMBER</u>	<u>AMOUNT</u>	<u>DATE</u>	<u>INVOICE</u>	<u>DESCRIPTION</u>
	RUSO HARDWARE Total			<u>31.91</u>			
2048	R W WILSON PRINTING INC		120499	437.00	10/05/2023	66652	ENVELOPES FOR UB DEPT
	R W WILSON PRINTING INC Total			<u>437.00</u>			
2049	DRI-STICK DECAL CORPORATION		120391	175.59	10/05/2023	PS-INV112528	IL TEMP HCHT
	DRI-STICK DECAL CORPORATION Total			<u>175.59</u>			
2096	SCHINDLER ELEVATOR CORPORATION		120691	883.66	10/05/2023	7153786463	ELEVATOR SERVICE
	SCHINDLER ELEVATOR CORPORATION Total			<u>883.66</u>			
2137	SHERWIN WILLIAMS		119034	337.90	10/05/2023	2526-0	PAINT SUPPLIES
	SHERWIN WILLIAMS Total			<u>337.90</u>			
2150	SIKICH		119922	20,000.00	10/05/2023	29549	AUDIT SERVICES
	SIKICH Total			<u>20,000.00</u>			
2156	SIRCHIE ACQUISITION COMPANY		120626	48.25	10/05/2023	0609484-IN	PHOTO SCALE&ID CARDS
	SIRCHIE ACQUISITION COMPANY Total			<u>48.25</u>			
2157	SISLERS ICE INC			126.50	10/05/2023	201004376	7 LB ICE DELIVERY
				126.50	10/05/2023	206003521	7 LB DELIVERY
	SISLERS ICE INC Total			<u>253.00</u>			
2201	STANDARD EQUIPMENT CO		120727	175.01	10/05/2023	P45568	INVENTORY ITEMS
			120737	691.53	10/05/2023	P45596	INVENTORY ITEMS
	STANDARD EQUIPMENT CO Total			<u>866.54</u>			
2206	STAPLES CONTRACT & COMMERCIAL		120510	1,659.60	10/05/2023	3549118568	PAPER STOCK
	STAPLES CONTRACT & COMMERCIAL Total			<u>1,659.60</u>			
2235	STEINER ELECTRIC COMPANY						

<u>VENDOR</u>	<u>VENDOR NAME</u>	<u>STAT PROC</u>	<u>PO NUMBER</u>	<u>AMOUNT</u>	<u>DATE</u>	<u>INVOICE</u>	<u>DESCRIPTION</u>
			120617	4.25	10/05/2023	S007429412-002	PLASTIC BUSH
			120617	879.42	10/05/2023	S007429412.001	
			120617	109.00	10/05/2023	S007429412.003	MOGUL CONDT BODY
			120617	47.17	10/05/2023	S007429412.004	GALV NIPPLE
			119716	35.80	10/05/2023	S007435964.001	MISC SUPPLIES
	STEINER ELECTRIC COMPANY Total			1,075.64			
2238	STEPHEN A LASER ASSOCIATES			1,800.00	10/05/2023	2007785	INDIVIDUAL ASSESSMENTS
	STEPHEN A LASER ASSOCIATES Total			1,800.00			
2264	SUICIDE PREVENTION SERVICES			90.00	10/05/2023	100323	GIVING FRIDAY-SEPTEMBER 20
	SUICIDE PREVENTION SERVICES Total			90.00			
2273	SUPERIOR ASPHALT MATERIALS LLC						
			113	435.86	10/05/2023	20231333	N50 SURFACE
			113	363.94	10/05/2023	20231383	N50 SURFACE
			113	120.90	10/05/2023	43000	N50 SURFACE
			113	703.70	10/05/2023	43000A	N50 SURFACE
	SUPERIOR ASPHALT MATERIALS LLC Total			1,624.40			
2299	AXON ENTERPRISES INC						
			120767	375.00	10/05/2023	INUS085990	TASER INSTRUCTOR 7/13/22
	AXON ENTERPRISES INC Total			375.00			
2301	GENERAL CHAUFFERS SALES DRIVER						
				120.00	10/06/2023	UNT 231006094039CD	Union Dues - Teamsters
				2,434.00	10/06/2023	UNT 231006094039PV	Union Dues - Teamsters
	GENERAL CHAUFFERS SALES DRIVER Total			2,554.00			
2311	TESTING SERVICE CORP						
			119170	3,482.00	10/05/2023	IN128162	FIRST ST PLAZA PHASE 2
	TESTING SERVICE CORP Total			3,482.00			
2316	APC STORE						
			119056	150.92	10/05/2023	478-583699	12V BATTERY
			119056	336.78	10/05/2023	478-583765	ALTERNATOR
			119056	12.78	10/05/2023	478-584097	OIL FILTER
			119056	64.47	10/05/2023	478-584098	OXYGEN SENSOR

<u>VENDOR</u>	<u>VENDOR NAME</u>	<u>STAT PROC</u>	<u>PO NUMBER</u>	<u>AMOUNT</u>	<u>DATE</u>	<u>INVOICE</u>	<u>DESCRIPTION</u>
			119056	64.46	10/05/2023	478-584099	SWAY BAR LINK KIT
			120793	56.51	10/05/2023	478-584156	INVENTORY ITEMS
			120793	15.11	10/05/2023	478-584157	INVENTORY ITEMS
			119056	284.83	10/05/2023	478-584175	CONTROL ARMS
			119056	70.35	10/05/2023	478-584240	GLASS HINGE
			119056	70.35	10/05/2023	478-584280	GLASS HINGE
			119056	271.67	10/05/2023	478-584289	P ZINC
	APC STORE Total			<u>1,398.23</u>			
2344	TRADEMAN PHOTOGRAPHY LLC		120908	125.00	10/05/2023	091823	BUSINESS PORTRAIT ROBERT
	TRADEMAN PHOTOGRAPHY LLC Total			<u>125.00</u>			
2345	TRAFFIC CONTROL & PROTECTION		120851	2,991.50	10/05/2023	375488	TRAFFIC CONTROL-RENTAL
	TRAFFIC CONTROL & PROTECTION Total			<u>2,991.50</u>			
2363	TROTTER & ASSOCIATES INC		120667	3,656.00	10/05/2023	22231	RIVER EAST LOFTS PREM DES
	TROTTER & ASSOCIATES INC Total			<u>3,656.00</u>			
2373	TYLER MEDICAL SERVICES			300.00	10/05/2023	092823	INV 448122, 447857, 448481
	TYLER MEDICAL SERVICES Total			<u>300.00</u>			
2401	UUSCO OF ILLINOIS INC		119724	8,055.00	10/05/2023	3040664	S&C LEADBUSTER-15KV-900A
			120818	9,784.72	10/05/2023	3040764	OSMOSET POLE
			120211	817.00	10/05/2023	3040779	CABLE ARM
			120489	295.00	10/05/2023	3040780	POLY POLE COVER
			120581	16.80	10/05/2023	3040781	GROUND ROD CLAMP
	UUSCO OF ILLINOIS INC Total			<u>18,968.52</u>			
2403	UNITED PARCEL SERVICE			229.25	10/05/2023	0000650961343/08262	SHIPPING
				127.48	10/05/2023	0000650961373A	WEEKLY SHIPPING
				72.12	10/05/2023	0000650961383/09232	
				58.20	10/06/2023	0000650961393A	WEEKLY SHIPPING
	UNITED PARCEL SERVICE Total			<u>487.05</u>			

<u>VENDOR</u>	<u>VENDOR NAME</u>	<u>STAT PROC</u>	<u>PO NUMBER</u>	<u>AMOUNT</u>	<u>DATE</u>	<u>INVOICE</u>	<u>DESCRIPTION</u>
2429	VERIZON WIRELESS			765.05	10/05/2023	9945236514	ACCT: 987278368-00001
	VERIZON WIRELESS Total			765.05			
2470	WAREHOUSE DIRECT						
			120000	80.06	10/05/2023	5566042-0	OFFICE SUPPLIES
			119113	9.61	10/05/2023	5570331-0	OFFICE SUPPLIES
				-21.47	10/05/2023	C5560874-0	CREDIT - ORG INV 5560874-0
	WAREHOUSE DIRECT Total			68.20			
2478	WATER PRODUCTS COMPANY						
			120384	206.00	10/05/2023	0318298	INVENTORY ITEMS
			120426	389.00	10/05/2023	0318299	INVENTORY ITEMS
			120584	3,768.00	10/05/2023	0318300	DUCTILE IRON PIPES & BAND
			120608	667.80	10/05/2023	0318357	INVENTORY ITEMS
			120677	3,845.68	10/05/2023	0318463	WATER DEPT PARTS
			120259	7,532.00	10/05/2023	0318464	PACER
	WATER PRODUCTS COMPANY Total			16,408.48			
2485	WBK ENGINEERING LLC						
			120380	2,400.00	10/05/2023	24635	CHARLESTOWNE LAKES LOT C
			116844	822.50	10/05/2023	24671	TYLER & IL 64 STORMWATER B
	WBK ENGINEERING LLC Total			3,222.50			
2495	WEST SIDE TRACTOR SALES CO						
				-399.36	10/05/2023	N42650	CREDITS INVOICE N41809
			120603	127.96	10/05/2023	N42733	FILTER ELEMENT
			120612	293.16	10/05/2023	N42774	PIN FASTENER
	WEST SIDE TRACTOR SALES CO Total			21.76			
2506	EESCO						
			119302	537.50	10/05/2023	834979	INVENTORY ITEMS
			120333	3,136.50	10/05/2023	834980	INVENTORY ITEMS
			119652	5,840.00	10/05/2023	849812	INVENTORY ITEMS
			120632	350.15	10/05/2023	862430	AFL FC104649
	EESCO Total			9,864.15			
2545	GRAINGER INC						
			120196	121.20	10/05/2023	9828448630	MINIATURE LED BULB
			120614	670.34	10/05/2023	9829415125	INVENTORY ITEMS

<u>VENDOR</u>	<u>VENDOR NAME</u>	<u>STAT PROC</u>	<u>PO NUMBER</u>	<u>AMOUNT</u>	<u>DATE</u>	<u>INVOICE</u>	<u>DESCRIPTION</u>
			120627	115.50	10/05/2023	9830932100	NEUTRAL FLOOR CLEANER
			120652	69.64	10/05/2023	9833381032	RESERVOIR BREATHER
			120438	116.00	10/05/2023	9837033357	CLUTCH BAR CLAMP
			120720	172.20	10/05/2023	9839757763	INVENTORY ITEMS
			120696	205.02	10/05/2023	9842353915	INVENTORY ITEMS
	GRAINGER INC Total			<u>1,469.90</u>			
2637	ILLINOIS DEPT OF REVENUE						
				1,048.73	10/06/2023	ILST231006094039CA	Illinois State Tax
				1,863.23	10/06/2023	ILST231006094039CD	Illinois State Tax
				300.08	10/06/2023	ILST231006094039ED	Illinois State Tax
				9,919.09	10/06/2023	ILST231006094039FD	Illinois State Tax
				1,940.82	10/06/2023	ILST231006094039FN	Illinois State Tax
				864.13	10/06/2023	ILST231006094039HR	Illinois State Tax
				1,946.04	10/06/2023	ILST231006094039IS	Illinois State Tax
				12,925.01	10/06/2023	ILST231006094039PD	Illinois State Tax
				15,969.70	10/06/2023	ILST231006094039PW	Illinois State Tax
				161,129.29	10/13/2023	093023	ELECTRICITY EXCISE TAX-SEP
	ILLINOIS DEPT OF REVENUE Total			<u>207,906.12</u>			
2638	INTERNAL REVENUE SERVICE						
				832.77	10/06/2023	FICA231006094039CA	FICA Employee
				2,624.81	10/06/2023	FICA231006094039CD	FICA Employee
				367.25	10/06/2023	FICA231006094039ED	FICA Employee
				1,034.30	10/06/2023	FICA231006094039FD	FICA Employee
				2,709.41	10/06/2023	FICA231006094039FN	FICA Employee
				1,276.05	10/06/2023	FICA231006094039HR	FICA Employee
				2,998.25	10/06/2023	FICA231006094039IS	FICA Employee
				2,594.06	10/06/2023	FICA231006094039PD	FICA Employee
				21,683.08	10/06/2023	FICA231006094039PV	FICA Employee
				746.02	10/06/2023	FICE231006094039CA	FICA Employer
				2,624.81	10/06/2023	FICE231006094039CD	FICA Employer
				367.25	10/06/2023	FICE231006094039ED	FICA Employer
				1,092.87	10/06/2023	FICE231006094039FD	FICA Employer
				2,709.41	10/06/2023	FICE231006094039FN	FICA Employer
				1,276.05	10/06/2023	FICE231006094039HR	FICA Employer
				2,995.44	10/06/2023	FICE231006094039IS	FICA Employer
				2,613.59	10/06/2023	FICE231006094039PD	FICA Employer
				21,694.54	10/06/2023	FICE231006094039PV	FICA Employer

<u>VENDOR</u>	<u>VENDOR NAME</u>	<u>STAT PROC</u>	<u>PO NUMBER</u>	<u>AMOUNT</u>	<u>DATE</u>	<u>INVOICE</u>	<u>DESCRIPTION</u>
				2,826.69	10/06/2023	FIT 231006094039CA	Federal Withholding Tax
				4,825.47	10/06/2023	FIT 231006094039CD	Federal Withholding Tax
				1,080.63	10/06/2023	FIT 231006094039ED	Federal Withholding Tax
				25,431.91	10/06/2023	FIT 231006094039FD	Federal Withholding Tax
				5,074.66	10/06/2023	FIT 231006094039FN	Federal Withholding Tax
				2,527.57	10/06/2023	FIT 231006094039HR	Federal Withholding Tax
				4,695.94	10/06/2023	FIT 231006094039IS	Federal Withholding Tax
				31,166.20	10/06/2023	FIT 231006094039PD	Federal Withholding Tax
				38,525.31	10/06/2023	FIT 231006094039PW	Federal Withholding Tax
				332.68	10/06/2023	MEDE231006094039C	Medicare Employee
				613.88	10/06/2023	MEDE231006094039C	Medicare Employee
				85.89	10/06/2023	MEDE231006094039E	Medicare Employee
				3,392.63	10/06/2023	MEDE231006094039FI	Medicare Employee
				633.67	10/06/2023	MEDE231006094039FI	Medicare Employee
				298.45	10/06/2023	MEDE231006094039H	Medicare Employee
				701.20	10/06/2023	MEDE231006094039IS	Medicare Employee
				4,525.02	10/06/2023	MEDE231006094039PI	Medicare Employee
				5,071.05	10/06/2023	MEDE231006094039P'	Medicare Employee
				312.39	10/06/2023	MEDR231006094039C	Medicare Employer
				613.88	10/06/2023	MEDR231006094039C	Medicare Employer
				85.89	10/06/2023	MEDR231006094039E	Medicare Employer
				3,406.33	10/06/2023	MEDR231006094039FI	Medicare Employer
				633.67	10/06/2023	MEDR231006094039FI	Medicare Employer
				298.45	10/06/2023	MEDR231006094039H	Medicare Employer
				700.54	10/06/2023	MEDR231006094039IS	Medicare Employer
				4,529.59	10/06/2023	MEDR231006094039P	Medicare Employer
				5,073.73	10/06/2023	MEDR231006094039P'	Medicare Employer
				219,703.28			
	INTERNAL REVENUE SERVICE Total						
2639	STATE DISBURSEMENT UNIT						
				369.23	10/06/2023	000000486231006094C	IL Child Support Amount 1
				289.84	10/06/2023	000001225231006094C	IL Child Support Amount 1
				596.30	10/06/2023	000001244231006094C	IL Child Support Amount 1
				640.15	10/06/2023	000001412231006094C	IL Child Support Amount 1
				499.84	10/06/2023	000001527231006094C	IL Child Support Amount 1
				321.72	10/06/2023	000001539231006094C	IL Child Support Amount 1
	STATE DISBURSEMENT UNIT Total			2,717.08			
2644	IMRF						

<u>VENDOR</u>	<u>VENDOR NAME</u>	<u>STAT PROC</u>	<u>PO NUMBER</u>	<u>AMOUNT</u>	<u>DATE</u>	<u>INVOICE</u>	<u>DESCRIPTION</u>
				179,461.01	10/03/2023	100323	IMRF MONTHLY PAYROLL SEPT
	IMRF Total			<u>179,461.01</u>			
2652	JPMORGAN CHASE BANK NA						
				400.00	10/04/2023	092523AC	SEPTEMBER CREDIT CARD
				999.98	10/04/2023	092523AK	SEPTEMBER CREDIT CARD
				71.58	10/04/2023	092523AR	SEPTEMBER CREDIT CARD
				225.40	10/04/2023	092523BH	SEPTEMBER CREDIT CARD
				1,493.74	10/04/2023	092523DB	SEPTEMBER CREDIT CARD
				183.13	10/04/2023	092523DC	SEPTEMBER CREDIT CARD
				2,696.88	10/04/2023	092523EM	SEPTEMBER CREDIT CARD
				68.00	10/04/2023	092523HM	SEPTEMBER CREDIT CARD
				1,223.36	10/04/2023	092523JK	SEPTEMBER CREDIT CARD
				770.11	10/04/2023	092523JM	SEPTEMBER CREDIT CARD
				12,950.50	10/04/2023	092523KD	SEPTEMBER CREDIT CARD
				2,555.96	10/04/2023	092523LG	SEPTEMBER CREDIT CARD
				825.00	10/04/2023	092523PS	SEPTEMBER CREDIT CARD
				119.99	10/04/2023	092523RC	SEPTEMBER CREDIT CARD
				576.60	10/04/2023	092523SS	SEPTEMBER CREDIT CARD
				165.00	10/04/2023	092523TC	SEPTEMBER CREDIT CARD
	JPMORGAN CHASE BANK NA Total			<u>25,325.23</u>			
2659	UTILITY SUPPLY & CONSTRUCTION						
			120583	492.54	10/05/2023	56768672	INVENTORY ITEMS
			120497	1,887.25	10/05/2023	56768674	INVENTORY ITEMS
			120643	253.85	10/05/2023	56769889	INVENTORY ITEMS
			120583	381.60	10/05/2023	56770212	INVENTORY ITEMS
			120435	156.95	10/05/2023	56770635	NUT OVAL EYE
	UTILITY SUPPLY & CONSTRUCTION Total			<u>3,172.19</u>			
2730	SLATE ROCK FR LLC						
			119755	706.88	10/05/2023	66911	RUGGED FLEX CARGO PANT
	SLATE ROCK FR LLC Total			<u>706.88</u>			
2871	WHITTAKER CONSTRUCTION						
			116115	725,924.05	10/05/2023	14-2023	RIVERSIDE LIFTSTATION PROJ
	WHITTAKER CONSTRUCTION Total			<u>725,924.05</u>			
2950	SAFETY SUPPLY ILLINOIS LLC						
			120634	169.51	10/05/2023	1902785238	NAVY SHORT SLEEVE T-SHIRT

<u>VENDOR</u>	<u>VENDOR NAME</u>	<u>PO NUMBER</u>	<u>AMOUNT</u>	<u>DATE</u>	<u>INVOICE</u>	<u>DESCRIPTION</u>
	STAT PROC		<u>169.51</u>			
	SAFETY SUPPLY ILLINOIS LLC Total					
2963	RAYNOR DOOR AUTHORITY					
		120642	800.00	10/05/2023	89644	OVERHEAD DOOR SERVICE
	RAYNOR DOOR AUTHORITY Total		<u>800.00</u>			
3002	REDISHRED CHICAGO INC					
			216.84	10/05/2023	1239972	SERVICE EXECUTIVE CONSOLI
	REDISHRED CHICAGO INC Total		<u>216.84</u>			
3099	MIDWEST SALT LLC					
		111	2,960.10	10/05/2023	P469683	MVP IND COARSE SOLAR
	MIDWEST SALT LLC Total		<u>2,960.10</u>			
3102	RUSH PARTS CENTERS OF ILLINOIS					
		119057	27.95	10/05/2023	3033978099	HOSE AIR COMPRESSOR
		120602	17.32	10/05/2023	3034034489	INVENTORY ITEMS
		120619	172.45	10/05/2023	3034078560	HEAD UNIT DEF
		119057	182.12	10/05/2023	3034128096	ADJUSTER BRAKE VEH 1961
	RUSH PARTS CENTERS OF ILLINOIS Total		<u>399.84</u>			
3147	DUPAGE TOPSOIL INC					
		119308	385.00	10/05/2023	056097	TOPSOIL
	DUPAGE TOPSOIL INC Total		<u>385.00</u>			
3148	CORNERSTONE PARTNERS					
		119200	819.56	10/05/2023	CP31880	MOW DESIGNATED AREAS
	CORNERSTONE PARTNERS Total		<u>819.56</u>			
3156	TRANSUNION RISK & ALTERNATIVE					
		119148	218.50	10/05/2023	252639-202309-1	SEPTEMBER 2023 BILLING
	TRANSUNION RISK & ALTERNATIVE Total		<u>218.50</u>			
3202	ENGINEERING RESOURCE ASSOCIATE					
		118544	2,403.50	10/05/2023	W2306300.04	WRF LAND SURVEY
	ENGINEERING RESOURCE ASSOCIATE Total		<u>2,403.50</u>			
3228	SCOTT SALVATI					
		120687	187.03	10/05/2023	14572	OPEN HOUSE POSTER
	SCOTT SALVATI Total		<u>187.03</u>			

<u>VENDOR</u>	<u>VENDOR NAME</u>	<u>STAT PROC</u>	<u>PO NUMBER</u>	<u>AMOUNT</u>	<u>DATE</u>	<u>INVOICE</u>	<u>DESCRIPTION</u>
3280	PLANET DEPOS LLC		119043	1,099.50	10/05/2023	609543	TRANSCRIPTION SERVICE
	PLANET DEPOS LLC Total			1,099.50			
3288	FGM ARCHITECTS INC		120366	9,805.00	10/05/2023	23-3824.01-3	POLICE DEPT FIRING RANGE
	FGM ARCHITECTS INC Total			9,805.00			
3484	MIDLAND STANDARD ENGINEERING		118314	3,084.00	10/05/2023	270201	WELL # 4 MODIFICATION
			118311	6,330.50	10/05/2023	270202	INDIANA STREET SANITARY SE
			118422	5,049.00	10/05/2023	270260	KIRK & ILLINOIS WATER MAIN F
			119981	8,882.05	10/05/2023	270660	2023 QA SERVICE ENG2023-21
	MIDLAND STANDARD ENGINEERING Total			23,345.55			
3540	SERVICE LIGHTING & ELECTRICAL		120615	996.31	10/05/2023	W03745761	HIGH PRESSURE BULBS
	SERVICE LIGHTING & ELECTRICAL Total			996.31			
3596	GRAYBAR ELECTRIC CO INC		120428	383.31	10/05/2023	9333803284	INVENTORY ITEMS
			120724	142.80	10/05/2023	9333970555	COOPER BUSSMANN
	GRAYBAR ELECTRIC CO INC Total			526.11			
3655	C Maxfield Van De Mark			8.00	10/05/2023	092223MV	REIMBURSE ISOS VEHICLE TIT
	C Maxfield Van De Mark Total			8.00			
3663	DAHME MECHANICAL		120467	31,888.00	10/05/2023	20230303	RIVERSIDE LIFTSTATION HEAT
	DAHME MECHANICAL Total			31,888.00			
3686	NATIONAL POWER RODDING CORP		119246	58,047.25	10/05/2023	54425	STORM SEWER MAINTENANCE
			119246	6,447.25	10/05/2023	54443	STORM SEWER MAINTENANCE
	NATIONAL POWER RODDING CORP Total			64,494.50			
3766	PROVEN BUSINESS SYSTEMS			2,595.61	10/05/2023	1088044	XEROX - COPIER
	PROVEN BUSINESS SYSTEMS Total			2,595.61			

<u>VENDOR</u>	<u>VENDOR NAME</u>	<u>PO NUMBER</u>	<u>AMOUNT</u>	<u>DATE</u>	<u>INVOICE</u>	<u>DESCRIPTION</u>
	STAT PROC					
3786	EMPLOYEE BENEFITS CORPORATION	119126	226.80	10/05/2023	4173460	BESTFLEX PLAN ADMIN FEE
	EMPLOYEE BENEFITS CORPORATION Total		226.80			
3787	VIKING BROS INC	115	8,616.16	10/05/2023	INV_2023-725	BINS CON/FRQ CA7&CA6
	VIKING BROS INC Total		8,616.16			
3846	NORTHERN ILLINOIS FENCE INC	119239	3,921.00	10/06/2023	203647	RAPLACE 18' GUARDRAIL
		119239	6,379.00	10/06/2023	203895	GUARDRAIL S TYLER RD
	NORTHERN ILLINOIS FENCE INC Total		10,300.00			
3882	CORE & MAIN LP	120578	605.40	10/05/2023	T514730	INVENTORY ITEMS
		120585	5,914.80	10/05/2023	T518046	MISC SUPPLIES
		120625	494.92	10/05/2023	T541635	PIPE
		120640	1,095.00	10/05/2023	T545714	WATER HYD EXTENSION
			-160.00	10/05/2023	T553152	CREDIT INV T397780 AND T419
		120684	955.50	10/05/2023	T570187	MISC SUPPLIES
		120699	109.00	10/05/2023	T577872	PARTS FOR SERVICE
	CORE & MAIN LP Total		9,014.62			
3886	VIA CARLITA LLC	120579	5,655.50	10/05/2023	72384	CORE DEPOSIT-TRUCK 1919
		119035	188.97	10/05/2023	73503	ROTOR & PAD VEH 1705
		120837	453.52	10/05/2023	73610	ROTORS
	VIA CARLITA LLC Total		6,297.99			
3968	TRANSAMERICA CORPORATION		5,069.92	10/06/2023	RHFP231006094039PI	Retiree Healthcare Funding Pla
			1,379.46	10/06/2023	S115231006094039FD	Sect 115 Retiree Health Plan
	TRANSAMERICA CORPORATION Total		6,449.38			
3973	HSA BANK WIRE ONLY		216.67	10/06/2023	HSAF231006094039C/	Health Savings Plan - Family
			364.58	10/06/2023	HSAF231006094039CI	Health Savings Plan - Family
			3,801.87	10/06/2023	HSAF231006094039FI	Health Savings Plan - Family
			245.83	10/06/2023	HSAF231006094039FM	Health Savings Plan - Family
			1,004.17	10/06/2023	HSAF231006094039HF	Health Savings Plan - Family

<u>VENDOR</u>	<u>VENDOR NAME</u>	<u>STAT PROC</u>	<u>PO NUMBER</u>	<u>AMOUNT</u>	<u>DATE</u>	<u>INVOICE</u>	<u>DESCRIPTION</u>
				737.50	10/06/2023	HSAF231006094039IS	Health Savings Plan - Family
				1,463.14	10/06/2023	HSAF231006094039PI	Health Savings Plan - Family
				788.74	10/06/2023	HSAF231006094039PV	Health Savings Plan - Family
				202.08	10/06/2023	HSAS231006094039C/	Health Savings - Self Only
				160.42	10/06/2023	HSAS231006094039CI	Health Savings - Self Only
				1,078.76	10/06/2023	HSAS231006094039FI	Health Savings - Self Only
				852.09	10/06/2023	HSAS231006094039PI	Health Savings - Self Only
				300.84	10/06/2023	HSAS231006094039PV	Health Savings - Self Only
	HSA BANK WIRE ONLY Total			11,216.69			
4020	TREES R US INC						
			119331	20,926.08	10/05/2023	27490	BRUSH COLLCTION SERVICE-A
	TREES R US INC Total			20,926.08			
4074	AMAZON CAPITAL SERVICES INC						
			119112	40.26	10/05/2023	13PP-MDF1-4CRT	OFFICE SUPPLIES
			120888	80.82	10/05/2023	17PX-NKFV-RK19	MISC SUPPLIES
			120905	9.49	10/05/2023	19M7-7LQJ-RJ7D	MINI MICROPHONE
			119112	34.08	10/05/2023	1CVH-3LCG-9JM3	OFFICE SUPPLIES
			119168	16.83	10/05/2023	1D4C-7CGC-3G61	USB BLUETOOTH ADAPTER
			120870	57.98	10/05/2023	1D6W-JDGN-MCQ4	INVENTORY ITEMS
			120774	7.69	10/05/2023	1GXW-GTVK-3Q1F	USB C TO USB ADAPTER
			120825	176.09	10/05/2023	1H7Y-YD9J-G6PX	MISC SUPPLIES
			120863	482.39	10/05/2023	1K47-7WKY-NNJ6	LATCHBELT MONITOR
			119168	235.48	10/05/2023	1KKL-C9VY-WC77	MISC SUPPLIES
				-10.92	10/05/2023	1KKY-773X-TDX9	RETURN PO 119168 LINE 2
			120832	19.00	10/05/2023	1KLX-7MHF-9XQM	ENTERPRISE HARD DRIVE
			119168	17.42	10/05/2023	1LC9-WCLW-W33T	COTTON TIP APPLICATOR
			120803	221.36	10/05/2023	1N77-HF9M-9931	GOODYEAR BX69 V-BELT
			119168	48.63	10/05/2023	1P6P-LT7R-T7KM	HOT/COLD FOAM CUPS
			120768	98.00	10/05/2023	1R6N-LD14-NKCM	BAG CASSETTE
			119041	127.41	10/05/2023	1RR6-LV7W-Q7G3	ELECTRONIC SOLENOID VALVE
			119112	34.98	10/05/2023	1T7Y-JW1T-K4DN	OFFICE SUPPLIES
			119131	37.16	10/05/2023	1XGM-RCGN-KMH6	OFFICE & COFFEE SUPPLIES
	AMAZON CAPITAL SERVICES INC Total			1,734.15			
4080	EMS HOLDINGS						
			120829	368.12	10/05/2023	40403	SAMSON STRAPS

<u>VENDOR</u>	<u>VENDOR NAME</u>	<u>STAT PROC</u>	<u>PO NUMBER</u>	<u>AMOUNT</u>	<u>DATE</u>	<u>INVOICE</u>	<u>DESCRIPTION</u>
	EMS HOLDINGS Total			<u>368.12</u>			
4094	WEST CHICAGO FIRE			2,700.00	10/05/2023	091223	ANNUAL CONTRACT TRAIN TOI
	WEST CHICAGO FIRE Total			<u>2,700.00</u>			
4121	HSA BANK		119127	80.00	10/05/2023	W486921	HSA SERVICE FEE
	HSA BANK Total			<u>80.00</u>			
4135	ILLINOIS PUBLIC RISK FUND			13,512.00	10/05/2023	79160	MONTHLY IPRF NOVEMBER
	ILLINOIS PUBLIC RISK FUND Total			<u>13,512.00</u>			
4174	UNIFIRST CORPORATION		119320	136.31	10/05/2023	1320064260	FLEET SERVICES
			119320	136.31	10/05/2023	1320066474	FLEET SERVICE
	UNIFIRST CORPORATION Total			<u>272.62</u>			
4202	ONE COMPANIES LLC BULLET WASH1		120693	1,224.00	10/05/2023	0913231060	UNLIMITED CAR WASH MEMBE
	ONE COMPANIES LLC BULLET WASH1 Total			<u>1,224.00</u>			
4203	David Pietryla			42.00	10/05/2023	092823	PARKING IML CONFERENCE
	David Pietryla Total			<u>42.00</u>			
4242	MID AMERICA ENERGY SERVICES		120728	35,103.53	10/05/2023	23176	ASH ST SANITARY MH INSTALL
			119242	5,025.65	10/05/2023	23182	1402 S 7TH ST VALVE REPLACE
			119241	3,804.30	10/05/2023	23183	156 WALNUT DR HYDRANT
			119241	8,816.40	10/05/2023	23184	262 FAIRVIEW DR HYDRANT
			119248	6,100.33	10/05/2023	23185	HORNE AND 3RD ST CATCH BA
			119241	4,864.00	10/05/2023	23186	50 HOME STREET-HYDRANT 4.
			119241	7,723.00	10/05/2023	23188	4N123 THORNLEY RD HYDRAN
			119241	5,382.00	10/05/2023	23189	1405 S 7TH AVE HYDRANT 4.21
			119242	6,472.25	10/05/2023	23190	OAK RIDGE & THORNLEY VALV
			119241	9,394.95	10/05/2023	23191	4N179 THORNLEY RD HYDRAN
	MID AMERICA ENERGY SERVICES Total			<u>92,686.41</u>			

<u>VENDOR</u>	<u>VENDOR NAME</u>	<u>PO NUMBER</u>	<u>AMOUNT</u>	<u>DATE</u>	<u>INVOICE</u>	<u>DESCRIPTION</u>
	STAT PROC					
4246	CONTINENTAL RESOURCES INC	117037	6,111.81	10/05/2023	91148064	PARTS FOR SERVER
	CONTINENTAL RESOURCES INC Total		<u>6,111.81</u>			
4323	AFL ACQUISITION LLC	119484	136.80	10/05/2023	19514	MECHANIC GLOVES
	AFL ACQUISITION LLC Total		<u>136.80</u>			
4341	CIORBA GROUP	110642	6,616.35	10/05/2023	0028064	WILDROSE LIFT STATION REPL
	CIORBA GROUP Total		<u>6,616.35</u>			
4352	ZORO TOOLS INC	120628	98.16	10/05/2023	INV13021321	ADHESIVE
	ZORO TOOLS INC Total		<u>98.16</u>			
4377	MACQUEEN EQUIPMENT LLC	120600	2,010.62	10/05/2023	P24254	FUEL TANK
		119055	97.43	10/05/2023	P24471	VALVE SEAT HGT ADJ
		119055	295.94	10/05/2023	P24486	PAD KIT BRAKE
	MACQUEEN EQUIPMENT LLC Total		<u>2,403.99</u>			
4391	METRONET HOLDINGS LLC		2,343.24	10/05/2023	1497261/092223	METRONET BILLING 09/22-10/2
	METRONET HOLDINGS LLC Total		<u>2,343.24</u>			
4442	HANNA INSTRUMENTS UNITED	119951	59.41	10/05/2023	INC60184330-I	BUFFER SOLUTION
	HANNA INSTRUMENTS UNITED Total		<u>59.41</u>			
4456	FEHR GRAHAM & ASSOCIATES LLC	120302	7,197.00	10/05/2023	117690	LICENSED WASTEWATER OPEF
		120302	3,982.50	10/05/2023	117691	LICENSED WASTEWATER OPEF
		117233	322.50	10/05/2023	117692B	DUNHAM RD&ROYAL ST GEOR
		117915	10,787.75	10/05/2023	117692D	DESIGN/PREMITTING/BIDDING
		119959	28,415.75	10/05/2023	117692E	EASTERN INTERCEPTOR PHAS
		117887	2,318.00	10/05/2023	117692F	4TH ST WM REPLACE ENG&MC
	FEHR GRAHAM & ASSOCIATES LLC Total		<u>53,023.50</u>			
4473	BRAD MANNING FORD INC					

<u>VENDOR</u>	<u>VENDOR NAME</u>	<u>STAT PROC</u>	<u>PO NUMBER</u>	<u>AMOUNT</u>	<u>DATE</u>	<u>INVOICE</u>	<u>DESCRIPTION</u>
			120649	82.73	10/05/2023	224348	WIRE
			120698	445.68	10/05/2023	224787	INVENTORY ITEMS
			120742	957.09	10/05/2023	225193	ARM ASSEMBLY
	BRAD MANNING FORD INC Total			<u>1,485.50</u>			
4474	MEREDITH WATER COMPANY		119504	80.00	10/05/2023	0782368	DI RENTAL SERVICE
	MEREDITH WATER COMPANY Total			<u>80.00</u>			
4478	MECHANICAL INC		120812	1,433.98	10/05/2023	CHI192874	VAV ISSUES @ THERMOSTAT
			120813	507.00	10/05/2023	CHI192875	RTU 4 HIGH VOL COIL CLEANIN
	MECHANICAL INC Total			<u>1,940.98</u>			
4533	ROLLINS INC		119590	2,025.00	10/05/2023	190345623243	PEST CONTROL
	ROLLINS INC Total			<u>2,025.00</u>			
4534	ALERT-ALL CORP		120548	740.00	10/05/2023	223080683	BIKE BOTTLES
			120692	296.00	10/05/2023	223090459	BIKE BOTTLE - RED
	ALERT-ALL CORP Total			<u>1,036.00</u>			
4539	MATTHEW SAULKA		120690	3,602.00	10/05/2023	1737	FOUNTAIN REPAIR
	MATTHEW SAULKA Total			<u>3,602.00</u>			
4592	FOUR KITCHENS LLC		119363	3,250.00	10/05/2023	4025	CARE SUBSCRIPTION-OCTOBE
	FOUR KITCHENS LLC Total			<u>3,250.00</u>			
4632	LAKESIDE INTERNATIONAL LLC		120719	717.50	10/05/2023	7244646P	INVENTORY ITEMS
			120719	430.50	10/05/2023	7244646PX1	INVENTORY ITEMS
	LAKESIDE INTERNATIONAL LLC Total			<u>1,148.00</u>			
4680	PACE ANALYTICAL SERVICES LLC		119385	56.00	10/05/2023	19555249	FLUORIDE
			119385	95.00	10/05/2023	19568237	VOLATILE CHEMICAL & GCMS
			119385	380.00	10/05/2023	19568238	VOLATILE CHEMICAL & GCMS

<u>VENDOR</u>	<u>VENDOR NAME</u>	<u>STAT PROC</u>	<u>PO NUMBER</u>	<u>AMOUNT</u>	<u>DATE</u>	<u>INVOICE</u>	<u>DESCRIPTION</u>
			120131	223.30	10/05/2023	I9568333	SOLIDS & RAD 226 228
			120131	223.30	10/05/2023	I9568337	SOLIDS & RAD 226 228
	PACE ANALYTICAL SERVICES LLC Total			977.60			
4704	CEDRIC SPRING & ASSOCIATES			71.00	10/05/2023	62673-1	POLO SHIRT
	CEDRIC SPRING & ASSOCIATES Total			71.00			
4715	IPBC			421,280.55	10/02/2023	100223	MOHTHLY IPBC BILLING
	IPBC Total			421,280.55			
4723	INDUSTRIAL STEAM CLEANING		119436	55.00	10/05/2023	CHI16392	FILTER CHANGE
	INDUSTRIAL STEAM CLEANING Total			55.00			
4728	CARASOFT TECHNOLOGY CORP		120680	1,300.51	10/05/2023	IN1495201	SMS FOR FTK SUITE
	CARASOFT TECHNOLOGY CORP Total			1,300.51			
4737	VERIZON COMMUNICATIONS INC		119078	1,351.15	10/05/2023	376000053396	RECURRING SERVICE 9/1-9/30/
	VERIZON COMMUNICATIONS INC Total			1,351.15			
4765	EWING SAFETY AND INDUSTRIAL		120232	107.29	10/05/2023	26060	INVENTORY ITEMS
	EWING SAFETY AND INDUSTRIAL Total			107.29			
4783	ST CHARLES PROF FIREFIGHTERS			1,717.60	10/06/2023	UNF 231006094039FD	Union Dues - IAFF
	ST CHARLES PROF FIREFIGHTERS Total			1,717.60			
4813	COMMERCIAL TIRE SERVICES INC		120576	1,695.18	10/05/2023	2220083167	TIRE REPAIR
			120576	5,417.80	10/05/2023	2220083168	TIRE REPAIR
			120736	925.00	10/05/2023	2220083269	INVENTORY ITEMS
	COMMERCIAL TIRE SERVICES INC Total			8,037.98			
4827	CONCENTRIC INTEGRATION LLC		120611	93,720.87	10/05/2023	0250275	SCADA IMPROVEMENT

<u>VENDOR</u>	<u>VENDOR NAME</u>	<u>STAT PROC</u>	<u>PO NUMBER</u>	<u>AMOUNT</u>	<u>DATE</u>	<u>INVOICE</u>	<u>DESCRIPTION</u>
	CONCENTRIC INTEGRATION LLC Total			<u>93,720.87</u>			
4830	ANTHONY TIMBERS LLC		119580	4,701.39	10/05/2023	138	VULNERABILITY MANAGEMENT
			119580	9,248.44	10/05/2023	142	ON-BOARDING SERVICE
	ANTHONY TIMBERS LLC Total			<u>13,949.83</u>			
4860	STEVE PIPER AND SONS INC		119888	14,385.15	10/05/2023	21826	TREE REMOVALS
	STEVE PIPER AND SONS INC Total			<u>14,385.15</u>			
4864	RYAN LLC		119585	1,068.75	10/05/2023	809079	SERVICE FOR AUGUST 2023
	RYAN LLC Total			<u>1,068.75</u>			
4865	OMEGA SERVICES INC		119589	120.00	10/05/2023	642	WINDOW CLEANED-PARKING C
			119589	400.00	10/05/2023	643	WINDOW CLEANED-PARKING C
			119589	300.00	10/05/2023	644	WINDOW CLEANED - CITY HALL
			119589	240.00	10/05/2023	645	WINDOW CLEANED-POLICE ST.
	OMEGA SERVICES INC Total			<u>1,060.00</u>			
4870	HD SUPPLY INC		120545	420.00	10/05/2023	INV00133864	SEALS FOR UVAS HACH
			119823	207.62	10/05/2023	INV00138355	FLUORIDE BUFFER
	HD SUPPLY INC Total			<u>627.62</u>			
4884	GENSERVE LLC		119883	2,313.43	10/05/2023	0375072-IN	REPLACE RADIATOR
			119883	1,920.20	10/05/2023	0375082-IN	REPLACE RADIATOR HOSES
			119979	2,194.34	10/05/2023	0375683-IN	REPLACE EXHAUST PIPE
	GENSERVE LLC Total			<u>6,427.97</u>			
4885	COLLIFLOWER INC		119054	387.50	10/05/2023	02117064	SCALLOPED HOSE BLADE
			119054	302.05	10/05/2023	02120817	MISC SUPPLIES
			119054	838.99	10/05/2023	02126279	PARTS FOR FLEET DEPT
	COLLIFLOWER INC Total			<u>1,528.54</u>			
4893	NAPCO INC						

<u>VENDOR</u>	<u>VENDOR NAME</u>	<u>STAT PROC</u>	<u>PO NUMBER</u>	<u>AMOUNT</u>	<u>DATE</u>	<u>INVOICE</u>	<u>DESCRIPTION</u>
			119180	167.07	10/05/2023	311262	BREAKFAST BLEND COFFEE P
			119180	167.07	10/05/2023	312179	COFFEE BREAKFAST BLEND
			119180	205.13	10/05/2023	313055	COFFEE SERVICES
	NAPCO INC Total			539.27			
4896	EXTRAORDINARY LIFE INC		119182	450.00	10/05/2023	2147	DIRECTORS TRAINING
	EXTRAORDINARY LIFE INC Total			450.00			
4915	DESMAN INC		119762	13,125.00	10/05/2023	C232205	DOWNTOWN PARKING STUDY
	DESMAN INC Total			13,125.00			
4944	Mary McCausland			63.98	10/05/2023	092923MM	REIMBURSE CDL LICENSE&WC
	Mary McCausland Total			63.98			
4952	MENEZIL ENGINEERING CORP		120133	14,500.00	10/05/2023	SEPT-2023-000000033	ELECTRIC ENGINEERING
	MENEZIL ENGINEERING CORP Total			14,500.00			
4977	SAFEGUARD PLUMBING SERVICES		120849	5,310.00	10/05/2023	1019	FLOOR DRAIN-MAIN LINE
	SAFEGUARD PLUMBING SERVICES Total			5,310.00			
4993	BOSAK MOTORS OF CHESTERTON LLC		120975	92,620.00	10/12/2023	884763	2024 FORD TRUCK REPLCE 192
			120974	52,005.00	10/12/2023	884764	2023 FORD F-250 REPLCE 1756
	BOSAK MOTORS OF CHESTERTON LLC Total			144,625.00			
999000527	DELNOR HEALTH & FITNESS CENTER			500.00	10/02/2023	23-FITNESS-REPLACE	MEMBERSHIP TONY CAVALLO
	DELNOR HEALTH & FITNESS CENTER Total			500.00			
999001374	SUZI MYERS			37.96	10/05/2023	092223	MATERIAL FOR SCARECROW D
	SUZI MYERS Total			37.96			
999001418	ADAM C AND MICHELLE L BROWN			10,000.00	10/05/2023	092223	GRADING BOND

<u>VENDOR</u>	<u>VENDOR NAME</u>	<u>PO NUMBER</u>	<u>AMOUNT</u>	<u>DATE</u>	<u>INVOICE</u>	<u>DESCRIPTION</u>
	STAT PROC					
	ADAM C AND MICHELLE L BROWN Total		<u>10,000.00</u>			
999001415	ACI PAYMENTS INC					
			7.34	10/05/2023	092723	REFUND PAYMENT NOT CITY
	ACI PAYMENTS INC Total		<u>7.34</u>			
	Grand Total:		<u><u>7,739,102.74</u></u>			

The above expenditures have been approved for payment:

_____	_____
Chairman, Government Operations Committee	Date
_____	_____
Vice Chairman, Government Operations Committee	Date
_____	_____
Finance Director	Date

11/3/2023

**CITY OF ST CHARLES
COMPANY 1000
EXPENDITURE APPROVAL LIST**

10/16/2023 - 10/29/2023

<u>VENDOR</u>	<u>VENDOR NAME</u>	<u>STAT PROC</u>	<u>PO NUMBER</u>	<u>AMOUNT</u>	<u>DATE</u>	<u>INVOICE</u>	<u>DESCRIPTION</u>
116	A CHILD IS MISSING INC			500.00	10/19/2023	101623	ANNUAL RENEWAL-A CHILD MI
	A CHILD IS MISSING INC Total			500.00			
138	AFFORDABLE OFFICE INTERIORS		120521	56.61	10/19/2023	56487	W-GROMMET & LABOR
	AFFORDABLE OFFICE INTERIORS Total			56.61			
139	AFLAC			21.45	10/20/2023	ACAN231020101009FI	AFLAC Cancer Insurance
				15.54	10/20/2023	ACAN231020101009PI	AFLAC Cancer Insurance
				35.46	10/20/2023	ACAN231020101009PV	AFLAC Cancer Insurance
				78.30	10/20/2023	ADIS231020101009PD	AFLAC Disability and STD
				8.78	10/20/2023	AHIC231020101009FD	AFLAC Hospital Intensive Care
				93.79	10/20/2023	APAC231020101009FI	AFLAC Personal Accident
				95.30	10/20/2023	APAC231020101009PI	AFLAC Personal Accident
				89.78	10/20/2023	APAC231020101009PV	AFLAC Personal Accident
				18.46	10/20/2023	ASPE231020101009PV	AFLAC Specified Event (PRP)
				23.25	10/20/2023	AVOL231020101009PV	AFLAC Voluntary Indemnity
	AFLAC Total			480.11			
145	AIR ONE EQUIPMENT INC		120714	690.00	10/19/2023	198467	CMC RESCUE SUPPLIES
	AIR ONE EQUIPMENT INC Total			690.00			
160	ALFA LAVAL INC		120740	272.71	10/19/2023	283052115	CABLE CONTROLS
	ALFA LAVAL INC Total			272.71			
221	ANDERSON PEST CONTROL			681.40	10/19/2023	52553920	MONTHLY BILLING OCTOBER
	ANDERSON PEST CONTROL Total			681.40			
250	ARCHON CONSTRUCTION CO		120247	8,595.00	10/19/2023	230528F	DIRECTIONAL BORE 808 WASH

<u>VENDOR</u>	<u>VENDOR NAME</u>	<u>PO NUMBER</u>	<u>AMOUNT</u>	<u>DATE</u>	<u>INVOICE</u>	<u>DESCRIPTION</u>
	STAT PROC					
	ARCHON CONSTRUCTION CO Total		<u>8,595.00</u>			
254	ARISTA INFORMATION SYSTEMS INC	119176	7,818.86	10/19/2023	INV-AIS-0008385	UB PRINTING AND POSTAGE
	ARISTA INFORMATION SYSTEMS INC Total		<u>7,818.86</u>			
275	ASSOC FOR INDIVIDUAL DEVELOP	121002	17,500.00	10/19/2023	072023-3	
	ASSOC FOR INDIVIDUAL DEVELOP Total		<u>17,500.00</u>			
279	ATLAS CORP & NOTARY SUPPLY CO		25.90	10/19/2023	455589	NOTARY STAMP SARA CASS
	ATLAS CORP & NOTARY SUPPLY CO Total		<u>25.90</u>			
289	D&A POWERTRAIN COMPONENTS INC		-200.00	10/19/2023	252502CM	CREDITS PO 120835 DUPLICATI
		120831	353.28	10/19/2023	252661	BUSH ROTATIONAL
	D&A POWERTRAIN COMPONENTS INC Total		<u>153.28</u>			
305	BADGER METER INC	118717	19,513.83	10/19/2023	1607544	METERS
			-84.14	10/19/2023	90038431	CREDIT - FREIGHT CHARGES
	BADGER METER INC Total		<u>19,429.69</u>			
325	BAXTER AND WOODMAN INC	115148	750.00	10/19/2023	0250633	IU MASTER PERMIT UPDATE
		119619	1,000.00	10/19/2023	0250636	PFAS FACT SHEET
	BAXTER AND WOODMAN INC Total		<u>1,750.00</u>			
338	AIRGAS INC	119526	147.03	10/19/2023	9142012922	MISC SUPPLIES
	AIRGAS INC Total		<u>147.03</u>			
372	BLUFF CITY MATERIALS	119586	4,626.00	10/19/2023	479878	SEPTEMBER STOCKPILE
	BLUFF CITY MATERIALS Total		<u>4,626.00</u>			
473	AT&T MOBILITY LLC		144.96	10/19/2023	287307254089X100320	ACCT: 287307254089
	AT&T MOBILITY LLC Total		<u>144.96</u>			

<u>VENDOR</u>	<u>VENDOR NAME</u>	<u>STAT PROC</u>	<u>PO NUMBER</u>	<u>AMOUNT</u>	<u>DATE</u>	<u>INVOICE</u>	<u>DESCRIPTION</u>
480	CERTIFIED AUTO REPAIR INC		119167	50.00	10/19/2023	23-03-1720	TOWING-2017 FORD MP14068 II
			119167	378.00	10/19/2023	23-04-2007	TOWING-2013 FORD-P508086 IL
	CERTIFIED AUTO REPAIR INC Total			428.00			
526	CLARKE ENVIRONMENTAL MOSQUITO		119218	10,456.00	10/19/2023	001031234	DUET TRUCK ULV
	CLARKE ENVIRONMENTAL MOSQUITO Total			10,456.00			
564	COMCAST OF CHICAGO INC			42.27	10/19/2023	100323FD	ACCT: 8771-20-044-0574255
	COMCAST OF CHICAGO INC Total			42.27			
579	COMMUNICATIONS DIRECT INC		120711	865.00	10/19/2023	SR128591	LABOR HEADSET
			120713	232.64	10/19/2023	SR128592	LABOR ENGINE 102
			120712	112.50	10/19/2023	SR128598	LABOR BATTERY
	COMMUNICATIONS DIRECT INC Total			1,210.14			
646	PADDOCK PUBLICATIONS INC			324.30	10/19/2023	267786	PUBLIC HEARINGS
	PADDOCK PUBLICATIONS INC Total			324.30			
649	DAMICO PAVING & SEALCOATING		119666	3,175.00	10/19/2023	092023	SEALCOAT 7TH AVE WALKING F
	DAMICO PAVING & SEALCOATING Total			3,175.00			
674	DELL MARKETING LP		120761	2,945.76	10/19/2023	10700733985	DELL 5540 BTX & BASE
	DELL MARKETING LP Total			2,945.76			
683	DEMAR TREE & LANDSCAPE SVC		119355	7,486.50	10/19/2023	7990	ELECTRIC LINE CLEARING
	DEMAR TREE & LANDSCAPE SVC Total			7,486.50			
767	EAGLE ENGRAVING INC		119428	180.80	10/19/2023	2023-6165	AWARDS FIRE DEPT
			119146	2,510.50	10/19/2023	2023-6508	UNIFORM ENGRAVING
			119428	120.50	10/19/2023	2023-6724	FIRE DEPT AWARDS
			119427	165.00	10/19/2023	2023-6856	FIRE DEPT SUPPLIES

<u>VENDOR</u>	<u>VENDOR NAME</u>	<u>STAT PROC</u>	<u>PO NUMBER</u>	<u>AMOUNT</u>	<u>DATE</u>	<u>INVOICE</u>	<u>DESCRIPTION</u>
			119428	8.00	10/19/2023	2023-6859	FIREGROUND ID TAG
	EAGLE ENGRAVING INC Total			<u>2,984.80</u>			
778	EJ EQUIPMENT INC		121068	7,500.00	10/19/2023	R00453	CHARGES USAGE 3/13/23-3/31/.
	EJ EQUIPMENT INC Total			<u>7,500.00</u>			
789	ANIXTER INC			82,635.60	10/19/2023	5371631-00	BILLED INCORRECTLY CREDIT
			119960	15,000.00	10/19/2023	5744969-00	INVENTORY ITEMS
			120487	284.00	10/19/2023	5795302-00	LADDER MNHL FBRGLS
			120605	364.50	10/19/2023	5806498-00	INVENTORY ITEMS
			120633	178.50	10/19/2023	5808183-00	DRIFIRE FR LIGHTWEIGHT TSH
			120429	444.00	10/19/2023	5819181-00	BOOSETER
			120756	255.00	10/19/2023	5821650-00	INVENTORY ITEMS
			118906	95.92	10/19/2023	5821838-00	PRO SERIES HDMI CABLE
			120858	692.50	10/19/2023	5832025-01	INVENTORY ITEMS
				-82,635.60	10/19/2023	5833759-00	CREDITS INV 5371631-00
				-39,345.75	10/19/2023	5833761-00	CREDITS INV 5371631-01
			116337	120,009.30	10/19/2023	5833772-00	150KVA PAD MOUNT
	ANIXTER INC Total			<u>97,977.97</u>			
815	ENGINEERING ENTERPRISES INC		119240	351.50	10/19/2023	78239	2ND PLACE&N CENTRAL FLOW
	ENGINEERING ENTERPRISES INC Total			<u>351.50</u>			
826	BORDER STATES INDUSTRIES INC		120726	296.61	10/19/2023	927058927	ADD'L DEBIT MEMO # 92706686
			120573	957.80	10/19/2023	927058943	COPPER CLAD STEEL WIRE
			119195	505.78	10/19/2023	927113057	INVENTORY ITEMS
			120860	453.30	10/19/2023	927113069	INVENTORY ITEMS
	BORDER STATES INDUSTRIES INC Total			<u>2,213.49</u>			
865	FILTER SERVICES INC		120763	316.80	10/19/2023	INV354056	STD CAPACITY M8 PLEAT
	FILTER SERVICES INC Total			<u>316.80</u>			
870	FIRE PENSION FUND			7,808.84	10/20/2023	FRP2231020101009FI	Fire Pension Tier 2
				11,911.01	10/20/2023	FRPN231020101009FI	Fire Pension

<u>VENDOR</u>	<u>VENDOR NAME</u>	<u>STAT PROC</u>	<u>PO NUMBER</u>	<u>AMOUNT</u>	<u>DATE</u>	<u>INVOICE</u>	<u>DESCRIPTION</u>
				722.18	10/20/2023	FP1%231020101009F	Fire Pension 1% Fee
	FIRE PENSION FUND Total			<u>20,442.03</u>			
876	FIRST ENVIRONMENTAL LAB INC						
			120630	261.30	10/19/2023	178756	WEST PLANT SLUDGE
			120630	332.80	10/19/2023	178757	MAIN SLUDGE TESTING
			120630	332.80	10/19/2023	178759	MAIN PLANT SLUDGE
			120630	261.30	10/19/2023	178760	WEST PLANT SLUDGE
	FIRST ENVIRONMENTAL LAB INC Total			<u>1,188.20</u>			
891	THE TERRAMAR GROUP INC						
			120054	17,446.61	10/19/2023	81683	2023 TAHOE - BC
			120054	15,414.63	10/19/2023	81684	2023 TAHOE DC
			119288	138.32	10/19/2023	81716	MICRON SERIES LED LIGHT
	THE TERRAMAR GROUP INC Total			<u>32,999.56</u>			
905	FORCE AMERICA DISTRIBUTING LLC						
			119361	400.00	10/19/2023	IN200-1044760	FLAT DATA PLAN US W/NAF
	FORCE AMERICA DISTRIBUTING LLC Total			<u>400.00</u>			
916	FOX VALLEY FIRE & SAFETY CO						
				114.00	10/19/2023	IN00619502	QUARTERLY FIRE ALARM
				114.00	10/19/2023	IN00619503	QUARTERLY FIRE ALARM
				114.00	10/19/2023	IN00619504	QUARTERLY FIRE ALARM
				114.00	10/19/2023	IN00619505	QUARTERLY FIRE ALARM
				114.00	10/19/2023	IN00619506	QUARTERLY FIRE ALARM
				114.00	10/19/2023	IN00619507	QUARTERLY FIRE ALARM
				114.00	10/19/2023	IN00627148	QUARTERLY FIRE ALARM
				114.00	10/19/2023	IN0062915	QUARTERLY FIRE ALARM
				114.00	10/19/2023	IN00619514	QUARTERLY FIRE ALARM
				114.00	10/19/2023	IN00619595	QUARTERLY FIRE ALARM
				114.00	10/19/2023	IN00619780	QUARTERLY FIRE ALARM
				114.00	10/19/2023	IN00626914	QUARTERLY FIRE ALARM
				114.00	10/19/2023	IN00626916	QUARTERLY FIRE ALARM
				114.00	10/19/2023	IN00626917	QUARTERLY FIRE ALARM
				114.00	10/19/2023	IN00619508	QUARTERLY FIRE ALARM
				114.00	10/19/2023	IN00619509	QUARTERLY FIRE ALARM
				114.00	10/19/2023	IN00619510	QUARTERLY FIRE ALARM
				114.00	10/19/2023	IN00619511	QUARTERLY FIRE ALARM

<u>VENDOR</u>	<u>VENDOR NAME</u>	<u>STAT PROC</u>	<u>PO NUMBER</u>	<u>AMOUNT</u>	<u>DATE</u>	<u>INVOICE</u>	<u>DESCRIPTION</u>
				114.00	10/19/2023	IN00619512	QUARTERLY FIRE ALARM
				114.00	10/19/2023	IN00619513	QUARTERLY FIRE ALARM
	FOX VALLEY FIRE & SAFETY CO Total			<u>2,280.00</u>			
1042	HARRIS COMPUTER SYSTEMS						
			118790	1,740.48	10/19/2023	NSEXT0000004	TRAVEL EXPENSES
	HARRIS COMPUTER SYSTEMS Total			<u>1,740.48</u>			
1133	IBEW LOCAL 196						
				196.50	10/20/2023	UNE 231020101009PV	Union Due - IBEW
				847.96	10/20/2023	UNEW231020101009P	Union Due - IBEW - percent
	IBEW LOCAL 196 Total			<u>1,044.46</u>			
1136	ICMA RETIREMENT CORP						
				102.54	10/20/2023	C401231020101009CA	401A Savings Plan Company
				254.65	10/20/2023	C401231020101009CD	401A Savings Plan Company
				1,580.00	10/20/2023	RTHA231020101009PI	Roth 457 - Dollar Amount
				110.00	10/20/2023	RTHA231020101009PV	Roth 457 - Dollar Amount
				1,102.78	10/20/2023	RTHP231020101009FI	Roth 457 - Percent
				112.07	10/20/2023	RTHP231020101009PI	Roth 457 - Percent
				48.83	10/20/2023	RTHP231020101009PV	Roth 457 - Percent
				103.60	10/20/2023	RTIP231020101009PD	Roth IRA - Percent
				269.23	10/20/2023	ROTH231020101009HI	Roth IRA Deduction
				150.00	10/20/2023	ROTH231020101009IS	Roth IRA Deduction
				1,359.23	10/20/2023	ROTH231020101009PI	Roth IRA Deduction
				275.00	10/20/2023	ROTH231020101009PV	Roth IRA Deduction
				550.00	10/20/2023	RTHA231020101009FI	Roth 457 - Dollar Amount
				250.00	10/20/2023	RTHA231020101009IS	Roth 457 - Dollar Amount
				74.14	10/20/2023	ICMP231020101009HF	ICMA Deductions - Percent
				388.96	10/20/2023	ICMP231020101009IS	ICMA Deductions - Percent
				3,630.80	10/20/2023	ICMP231020101009PC	ICMA Deductions - Percent
				1,115.40	10/20/2023	ICMP231020101009PV	ICMA Deductions - Percent
				25.00	10/20/2023	ROTH231020101009FI	Roth IRA Deduction
				110.00	10/20/2023	ROTH231020101009FI	Roth IRA Deduction
				4,635.84	10/20/2023	ICMA231020101009IS	ICMA Deductions - Dollar Amt
				10,312.64	10/20/2023	ICMA231020101009PC	ICMA Deductions - Dollar Amt
				2,261.00	10/20/2023	ICMA231020101009PV	ICMA Deductions - Dollar Amt
				145.76	10/20/2023	ICMP231020101009CA	ICMA Deductions - Percent
				89.82	10/20/2023	ICMP231020101009CE	ICMA Deductions - Percent

<u>VENDOR</u>	<u>VENDOR NAME</u>	<u>STAT PROC</u>	<u>PO NUMBER</u>	<u>AMOUNT</u>	<u>DATE</u>	<u>INVOICE</u>	<u>DESCRIPTION</u>
				4,085.53	10/20/2023	ICMP231020101009FD	ICMA Deductions - Percent
				829.50	10/20/2023	E401231020101009PD	401A Savings Plan Employee
				984.86	10/20/2023	E401231020101009PV	401A Savings Plan Employee
				2,013.46	10/20/2023	ICMA231020101009CC	ICMA Deductions - Dollar Amt
				3,493.76	10/20/2023	ICMA231020101009FD	ICMA Deductions - Dollar Amt
				2,105.00	10/20/2023	ICMA231020101009FN	ICMA Deductions - Dollar Amt
				1,573.84	10/20/2023	ICMA231020101009HF	ICMA Deductions - Dollar Amt
				102.54	10/20/2023	E401231020101009CA	401A Savings Plan Employee
				254.65	10/20/2023	E401231020101009CD	401A Savings Plan Employee
				525.13	10/20/2023	E401231020101009FD	401A Savings Plan Employee
				490.65	10/20/2023	E401231020101009FN	401A Savings Plan Employee
				291.11	10/20/2023	E401231020101009HR	401A Savings Plan Employee
				565.36	10/20/2023	E401231020101009IS	401A Savings Plan Employee
				527.62	10/20/2023	C401231020101009FD	401A Savings Plan Company
				490.65	10/20/2023	C401231020101009FN	401A Savings Plan Company
				291.11	10/20/2023	C401231020101009HR	401A Savings Plan Company
				562.87	10/20/2023	C401231020101009IS	401A Savings Plan Company
				829.50	10/20/2023	C401231020101009PD	401A Savings Plan Company
				984.86	10/20/2023	C401231020101009PV	401A Savings Plan Company
	ICMA RETIREMENT CORP Total			<u>50,059.29</u>			
1140	IDEXX DISTRIBUTION INC						
			120811	893.33	10/19/2023	3137641897	VASSELS & QUANTI-TRAY
			120811	3,043.52	10/19/2023	3137718976	GAMMA IRAD COLILERT
	IDEXX DISTRIBUTION INC Total			<u>3,936.85</u>			
1171	ILLINOIS STATE POLICE						
				28.25	10/19/2023	20230906367	LIQUOR LICENSING FINGERPR
	ILLINOIS STATE POLICE Total			<u>28.25</u>			
1223	LMC ENTERPRISES						
			120775	340.48	10/19/2023	46464	INVENTORY ITEMS
	LMC ENTERPRISES Total			<u>340.48</u>			
1286	JG UNIFORMS INC						
			119151	275.49	10/19/2023	121320	VEST COVER FOR POLICE DEP
	JG UNIFORMS INC Total			<u>275.49</u>			
1313	KANE COUNTY RECORDERS OFFICE						
				172.00	10/19/2023	093023	STC090623 AND STC092723

<u>VENDOR</u>	<u>VENDOR NAME</u>	<u>PO NUMBER</u>	<u>AMOUNT</u>	<u>DATE</u>	<u>INVOICE</u>	<u>DESCRIPTION</u>
	STAT PROC					
	KANE COUNTY RECORDERS OFFICE Total		172.00			
1327	KANE COUNTY FAIR					
			382.13	10/19/2023	FY 2024	DEBT PAYMENT MANNION PRO
	KANE COUNTY FAIR Total		382.13			
1333	KANE GRAPHICAL CORP					
		120805	20.79	10/19/2023	INV1232171	LAUREN DUDDLES NAME BADC
	KANE GRAPHICAL CORP Total		20.79			
1402	DANIEL KUTTNER					
			75.00	10/19/2023	101823DK	PER DIEM HOMICIDE INVESTIG
	DANIEL KUTTNER Total		75.00			
1403	WEST VALLEY GRAPHICS & PRINT					
		120660	403.50	10/19/2023	10317	DOORHANGER FOR WATER DE
		120770	360.00	10/19/2023	10329	DOOR HANGERS
		120746	30.00	10/19/2023	10432	CUSTOMER STOCK
		120843	137.00	10/19/2023	10574	BUSINESS CARDS-ZLATKO NIK
		120834	76.50	10/19/2023	10599	BUSINESS CARDS NEUMAIER
	WEST VALLEY GRAPHICS & PRINT Total		1,007.00			
1450	LEE JENSEN SALES CO INC					
		120551	820.00	10/19/2023	0023908-00	CHAIN SLING & LIFTING KEY
		120559	500.00	10/19/2023	0023957-00	MANHOLE LIFTING KEY
	LEE JENSEN SALES CO INC Total		1,320.00			
1482	ARTHUR J LOOTENS & SON INC					
		120782	13,276.23	10/19/2023	34937	TIMBERS ST WORK
	ARTHUR J LOOTENS & SON INC Total		13,276.23			
1489	LOWES					
		119053	22.18	10/19/2023	091699/092823	MISC FASTENER SUPPLIES
		119053	231.80	10/19/2023	901624/092023	MISC SUPPLIES
		119430	56.94	10/19/2023	901630/092123	MISC SUPPLIES
		119053	11.37	10/19/2023	901633/092123	MISC FASTENER SUPPLIES
		119053	56.99	10/19/2023	901634/092123	MISC FASTENER SUPPLIES
		119430	34.06	10/19/2023	901648/092223	MISC SUPPLIES
		119053	29.15	10/19/2023	901750/100323	MISC SUPPLIES
		119491	246.60	10/19/2023	917984/092923	STRAW BALES

<u>VENDOR</u>	<u>VENDOR NAME</u>	<u>STAT PROC</u>	<u>PO NUMBER</u>	<u>AMOUNT</u>	<u>DATE</u>	<u>INVOICE</u>	<u>DESCRIPTION</u>
			120868	14.15	10/19/2023	961566/100323	INVENTORY ITEMS
			119053	18.20	10/19/2023	961568/100323	MISC SUPPLIES
				-56.94	10/19/2023	988714/092123	CREDIT - ORG INV 901630/0921
			119071	19.92	10/19/2023	901670/092523	OFFICE SUPPLIES
			119234	663.10	10/19/2023	901682/092623	PARTS FOR EQUIPMENT
			119053	22.18	10/19/2023	901699/092823	MISC SUPPLIES
			119234	55.00	10/19/2023	901700/092823	TELESCOPE MIRROR
			119430	32.86	10/19/2023	901712/092923	MISC SUPPLIES
			119053	58.20	10/19/2023	901730/100223	MISC FASTENER SUPPLIES
	LOWES Total			1,515.76			
1585	MEADE INC						
			119715	1,914.41	10/19/2023	705643	STREET LIGHT MAINTENANCE
			119188	1,977.76	10/19/2023	705931	TRAFFIC SIGNAL MAINTENANC
	MEADE INC Total			3,892.17			
1598	MENARDS INC						
			119089	133.66	10/19/2023	15713	WOOD
	MENARDS INC Total			133.66			
1600	MENDEL PLUMBING & HEATING INC						
			120845	2,829.00	10/19/2023	432508	PLUMBING
	MENDEL PLUMBING & HEATING INC Total			2,829.00			
1603	METRO WEST COG						
				175.00	10/19/2023	5203	2023 GOLF OUTING
	METRO WEST COG Total			175.00			
1604	METRO TANK AND PUMP COMPANY						
			120826	4,501.25	10/19/2023	19325	TANK REPAIR
			120826	1,285.50	10/19/2023	19337	SERVICE CALL
	METRO TANK AND PUMP COMPANY Total			5,786.75			
1613	METROPOLITAN ALLIANCE OF POL						
				1,176.00	10/20/2023	UNP 231020101009PD	Union Dues - IMAP
				157.50	10/20/2023	UNPS231020101009PI	Union Dues-Police Sergeants
	METROPOLITAN ALLIANCE OF POL Total			1,333.50			
1637	FLEETPRIDE INC						
			120790	66.72	10/19/2023	111407357	INVENTORY ITEMS

<u>VENDOR</u>	<u>VENDOR NAME</u>	<u>STAT PROC</u>	<u>PO NUMBER</u>	<u>AMOUNT</u>	<u>DATE</u>	<u>INVOICE</u>	<u>DESCRIPTION</u>
			120881	149.00	10/19/2023	111614096	INVENTORY ITEMS
	FLEETPRIDE INC Total			215.72			
1643	MILSOFT UTILITY SOLUTIONS INC		119521	161.84	10/19/2023	20235794	HOSTEC OCM CALLS
	MILSOFT UTILITY SOLUTIONS INC Total			161.84			
1651	MNJ TECHNOLOGIES DIRECT INC		120773	8,304.00	10/19/2023	CINV004020492	BARRACUDA UPDATES&REPLA
	MNJ TECHNOLOGIES DIRECT INC Total			8,304.00			
1668	WOLSELEY INVESTMENTS INC			17.16	10/19/2023	7210446-1	GALV STL COUP STRT PO 11901
			120795	40.20	10/19/2023	7438067	INVENTORY ITEMS
			120871	49.64	10/19/2023	7449707	GALV STL NIP
	WOLSELEY INVESTMENTS INC Total			107.00			
1704	NCPERS IL IMRF			16.00	10/20/2023	NCP2231020101009C/	NCPERS 2
				8.00	10/20/2023	NCP2231020101009FN	NCPERS 2
				8.00	10/20/2023	NCP2231020101009PV	NCPERS 2
	NCPERS IL IMRF Total			32.00			
1705	NEENAH FOUNDRY COMPANY CORP		120193	2,409.46	10/19/2023	129066	CURB BOX AND INLET FRAME
	NEENAH FOUNDRY COMPANY CORP Total			2,409.46			
1737	NORTH EAST MULTI REGIONAL TRNG		119160	750.00	10/19/2023	336131	JACOBO/SQUILLO EVIDENCE T
			119160	250.00	10/19/2023	336718	CARRIGAN/ROSAL LEAD HOMIK
			119160	100.00	10/19/2023	337026	ROSAL CANCELLED CLASS 9/21
			119160	515.00	10/19/2023	337329	BONIFAS CLOSE QTR HANDGU
			119160	125.00	10/19/2023	337457	POWERS BASIC LAW ENFORCE
			119160	80.00	10/19/2023	337609	POWERS PATROL RESPONSE
	NORTH EAST MULTI REGIONAL TRNG Total			1,820.00			
1745	NICOR			50.60	10/19/2023	1000 1 OCT 4 2023	ACCT: 00-69-30-1000-1
				52.74	10/19/2023	1000 3 SEP 26 2023	ACCT: 20-68-91-1000-3
				53.39	10/19/2023	1000 4 SEP 26 2023	ACCT: 11-31-51-1000-4

<u>VENDOR</u>	<u>VENDOR NAME</u>	<u>STAT PROC</u>	<u>PO NUMBER</u>	<u>AMOUNT</u>	<u>DATE</u>	<u>INVOICE</u>	<u>DESCRIPTION</u>
				52.54	10/19/2023	1000 6 OCT 4 2023	ACCT: 67-14-30-1000-6
				193.55	10/19/2023	1000 7 OCT 4 2023	ACCT: 97-78-02-1000-7
				52.54	10/19/2023	1584 1 OCT 4 2023	ACCT: 76-25-37-1584-1
				123.00	10/19/2023	2485 8 OCT 4 2023	ACCT: 72-42-21-2485-8
				1,217.77	10/19/2023	7652 0 SEP 26 2023	ACCT: 01-08-77-7652-0
				50.84	10/19/2023	9676 7 SEP 26 2023	ACCT: 39-18-86-9676-7
	NICOR Total			<u>1,846.97</u>			
1749	NORTHWEST COLLECTORS INC			75.66	10/19/2023	100623	COLLECTION EXPENSES
	NORTHWEST COLLECTORS INC Total			<u>75.66</u>			
1756	NCL OF WISCONSIN INC						
			120804	1,597.08	10/19/2023	493523	NITRATE LT/TNT, SOLUTION
			120804	393.02	10/19/2023	493695	NITRATE TITRATOR CARTEIDGI
	NCL OF WISCONSIN INC Total			<u>1,990.10</u>			
1775	RAY OHERRON CO INC						
			119159	89.99	10/19/2023	2295778	UNIFORM-RICH CLARK
			119159	288.11	10/19/2023	2295850	UNIFORM - DHAVAL PATEL
			119159	357.73	10/19/2023	2295851	UNIFORM - RAY GARCIA
			119159	88.98	10/19/2023	2296017	UNIFORM - DHAVAL PATEL
			119159	166.00	10/19/2023	2296108	UNIFORM - RAY GARCIA
			119159	59.99	10/19/2023	2296679	VEST - DHAVAL PATEL
			119159	206.99	10/19/2023	2297199	POLICE UNIFORMS ROSAL
			119159	70.98	10/19/2023	2298077	UNIFORMS CLARK
	RAY OHERRON CO INC Total			<u>1,328.77</u>			
1783	ON TIME EMBROIDERY INC						
			119432	405.00	10/19/2023	115327	FIRE DEPT UNIFORMS
			119432	85.00	10/19/2023	115462	FIRE DEPT UNIFORMS
			119432	142.00	10/19/2023	115908	UNIFORM-1063 BRAD WILTON
			119432	132.00	10/19/2023	116048	UNIFORM-TONY CAVALLO
			119432	419.00	10/19/2023	116667	UNIFORM-1062 BRAIN MAYER
			119432	191.00	10/19/2023	116668	UNIFORM-1061 BRANDON PAU
	ON TIME EMBROIDERY INC Total			<u>1,374.00</u>			
1814	ALTORFER INDUSTRIES INC						
			120952	1,458.32	10/19/2023	P56C0039434	MOTOR GP ELE & CORE

<u>VENDOR</u>	<u>VENDOR NAME</u>	<u>STAT PROC</u>	<u>PO NUMBER</u>	<u>AMOUNT</u>	<u>DATE</u>	<u>INVOICE</u>	<u>DESCRIPTION</u>
	ALTORFER INDUSTRIES INC Total			<u>1,458.32</u>			
1861	POLICE PENSION FUND						
				16,320.41	10/20/2023	PLP2231020101009PD	Police Pension Tier 2
				9,776.82	10/20/2023	PLPN231020101009PE	Police Pension
	POLICE PENSION FUND Total			<u>26,097.23</u>			
1898	PRIORITY PRODUCTS INC						
			119980	432.06	10/19/2023	991630-004	DEUTSCH DT HOUSING PINS
			119036	108.27	10/19/2023	994616	MISC FASTENER SUPPLIES
			119036	78.21	10/19/2023	994735	FLEET PARTS
			120816	64.75	10/19/2023	994815	INVENTORY ITEMS
			119036	48.77	10/19/2023	994841	ELBOW
			120874	9.67	10/19/2023	995125	MISC FASTENER SUPPLIES
			119036	19.09	10/19/2023	995164	MISC SUPPLIES
	PRIORITY PRODUCTS INC Total			<u>760.82</u>			
1922	MICHAEL PYZYNA						
			119803	677.00	10/19/2023	092623	TUITION REIMBURSEMENT FIR
	MICHAEL PYZYNA Total			<u>677.00</u>			
1984	STEVE REHAK						
			119796	987.30	10/19/2023	092623	TUITION REIMBURSEMENT LDF
	STEVE REHAK Total			<u>987.30</u>			
1993	RENTAL MAX LLC						
			119092	33.69	10/19/2023	614993-3	FUEL LP FILL/GALLON
			119092	33.69	10/19/2023	615086-3	FUEL LP FILL/GALLON
			119092	33.69	10/19/2023	615284-3	FUEL LP FILL/GALLON
			119092	31.69	10/19/2023	615509-3	FUEL LP FILL/GALLON
	RENTAL MAX LLC Total			<u>132.76</u>			
2018	RJN GROUP INC						
			117949	5,097.50	10/19/2023	393706	SERVICE MANHOLE INSPECTIC
	RJN GROUP INC Total			<u>5,097.50</u>			
2022	ROADSAFE TRAFFIC SYSTEMS INC						
			120459	2,500.00	10/19/2023	184830	COLLAR CONE
	ROADSAFE TRAFFIC SYSTEMS INC Total			<u>2,500.00</u>			

<u>VENDOR</u>	<u>VENDOR NAME</u>	<u>PO NUMBER</u>	<u>AMOUNT</u>	<u>DATE</u>	<u>INVOICE</u>	<u>DESCRIPTION</u>
	STAT PROC					
2030	ROGERS PUMP SALES & SERVICE	119330	2,256.00	10/19/2023	219923	LABOR REBUILD VIP PUMP
	ROGERS PUMP SALES & SERVICE Total		<u>2,256.00</u>			
2043	BRETT RUNKLE		15.00	10/19/2023	101723BR	PER DIEM CRITICAL TRAINING
	BRETT RUNKLE Total		<u>15.00</u>			
2046	RUSSO HARDWARE		-30.37	10/19/2023	PCM20016375	CREDIT INV SPI20363015
		120675	843.87	10/19/2023	SPI20397151	MULTI CONNECTOR
	RUSSO HARDWARE Total		<u>813.50</u>			
2076	ST CHARLES HISTORY MUSEUM		4,166.67	10/19/2023	FY 2024	HOTEL TAX DISBURSEMENT M
	ST CHARLES HISTORY MUSEUM Total		<u>4,166.67</u>			
2157	SISLERS ICE INC		126.50	10/19/2023	206003690	ICE DELIVERY PW
	SISLERS ICE INC Total		<u>126.50</u>			
2166	SMITTYS ON THE CORNER		778.40	10/19/2023	092123	WELLNESS FAIR FOOD
	SMITTYS ON THE CORNER Total		<u>778.40</u>			
2169	CLARK BAIRD SMITH LLP		365.00	10/19/2023	17424	LABOR GENERAL
	CLARK BAIRD SMITH LLP Total		<u>365.00</u>			
2201	STANDARD EQUIPMENT CO	120886	289.21	10/19/2023	P45895	PRIMARY ELEMENT
	STANDARD EQUIPMENT CO Total		<u>289.21</u>			
2212	CITY OF ST CHARLES		999.98	10/23/2023	23-44	CC REIMB: OUTDOOR GRIDDLE
	CITY OF ST CHARLES Total		<u>999.98</u>			
2235	STEINER ELECTRIC COMPANY	120617	18.21	10/19/2023	S007436002.001	GALV NIPPLE
	STEINER ELECTRIC COMPANY Total		<u>18.21</u>			

<u>VENDOR</u>	<u>VENDOR NAME</u>	<u>PO NUMBER</u>	<u>AMOUNT</u>	<u>DATE</u>	<u>INVOICE</u>	<u>DESCRIPTION</u>
	STAT PROC					
2273	SUPERIOR ASPHALT MATERIALS LLC	113	709.90	10/19/2023	20231428	N50 SURFACE
		113	869.24	10/19/2023	20231457	N50 SURFACE
	SUPERIOR ASPHALT MATERIALS LLC Total		<u>1,579.14</u>			
2301	GENERAL CHAUFFERS SALES DRIVER		2,394.82	10/20/2023	UNT 231020101009PM	Union Dues - Teamsters
			120.00	10/20/2023	UNT 231020101009CD	Union Dues - Teamsters
	GENERAL CHAUFFERS SALES DRIVER Total		<u>2,514.82</u>			
2311	TESTING SERVICE CORP	119170	4,730.50	10/19/2023	IN128459	1ST STREET ENGINEERING SE
	TESTING SERVICE CORP Total		<u>4,730.50</u>			
2316	APC STORE	119056	6.65	10/19/2023	478-584557	OIL FILTER
		119056	46.19	10/19/2023	478-584558	OIL FILTER
		119056	238.71	10/19/2023	478-584595	BATTERY
		119056	94.94	10/19/2023	478-584617	GAS MAGNUM
			-70.35	10/19/2023	478-584694	CREDITS INVOICE 478-584240
		119056	256.72	10/19/2023	478-584700	FLEET SUPPLIES
		119056	36.20	10/19/2023	478-584806	MALE PLUG & FEMALE BODY
		119056	7.93	10/19/2023	478-584880	AIR FILTER PANEL
		120985	176.68	10/19/2023	478-584904	INVENTORY ITEMS
		121028	119.25	10/19/2023	478-585074	INVENTORY ITEMS
			-7.93	10/19/2023	478-585151	CREDIT - ORG INV 478-584880
	APC STORE Total		<u>904.99</u>			
2345	TRAFFIC CONTROL & PROTECTION	120771	128.75	10/19/2023	116399	FLAG HOLDER BRACKET
		120791	1,813.25	10/19/2023	375836	MESSAGE BOARDS
	TRAFFIC CONTROL & PROTECTION Total		<u>1,942.00</u>			
2373	TYLER MEDICAL SERVICES	120079	130.00	10/19/2023	448185	PFT FUNCTION
			2,200.00	10/19/2023	448586/69/25/50/19/78	SEE ATTACHEMENT FOR MISC
	TYLER MEDICAL SERVICES Total		<u>2,330.00</u>			
2383	UNITED STATES POSTAL SERVICE		4,000.00	10/19/2023	06116619-101623	POSTAGE REIMBURSMENT 061

<u>VENDOR</u>	<u>VENDOR NAME</u>	<u>PO NUMBER</u>	<u>AMOUNT</u>	<u>DATE</u>	<u>INVOICE</u>	<u>DESCRIPTION</u>
	STAT PROC					
	UNITED STATES POSTAL SERVICE Total		<u>4,000.00</u>			
2401	UUSCO OF ILLINOIS INC					
		120787	3,306.00	10/19/2023	3040822	MOUNT WOOD BRACKET
		121020	775.00	10/19/2023	3040889	INVENTORY ITEMS
	UUSCO OF ILLINOIS INC Total		<u>4,081.00</u>			
2403	UNITED PARCEL SERVICE					
			72.50	10/19/2023	0000650961403A	WEEKLY SHIPPING
	UNITED PARCEL SERVICE Total		<u>72.50</u>			
2410	VALLEY LOCK COMPANY INC					
		119030	342.95	10/19/2023	70935	LOCK & KEY SERVICE
	VALLEY LOCK COMPANY INC Total		<u>342.95</u>			
2428	VERMEER MIDWEST					
		120776	1,922.88	10/19/2023	PK9532	MISC PARTS
			38.75	10/19/2023	PK9648	PART OF INV 9532
	VERMEER MIDWEST Total		<u>1,961.63</u>			
2429	VERIZON WIRELESS					
			12,922.28	10/19/2023	9945965721	MONTHLY BILLING 9/4/23-10/3/2
	VERIZON WIRELESS Total		<u>12,922.28</u>			
2467	WALKER PARKING CONSULTANTS					
		120419	4,988.00	10/19/2023	310097650001	KLINKHAMER PS LIMITED REP/
	WALKER PARKING CONSULTANTS Total		<u>4,988.00</u>			
2470	WAREHOUSE DIRECT					
		119113	25.62	10/19/2023	5541854-0	OFFICE SUPPLIES
		120082	209.16	10/19/2023	5580447-0	OFFICE SUPPLIES
		120781	26.42	10/19/2023	5580462-0	OFFICE SUPPLIES
		120000	18.39	10/19/2023	5580468-0	OFFICE SUPPLIES
	WAREHOUSE DIRECT Total		<u>279.59</u>			
2478	WATER PRODUCTS COMPANY					
		120677	215.00	10/19/2023	0318599	INVENTORY ITEMS
		120753	670.60	10/19/2023	0318629	INVENTORY ITEMS
		120810	12,423.00	10/19/2023	0318757	MJ SLEEVE/MEGA LUGS
		120800	3,029.50	10/19/2023	0318758	INVENTORY ITEMS

<u>VENDOR</u>	<u>VENDOR NAME</u>	<u>STAT PROC</u>	<u>PO NUMBER</u>	<u>AMOUNT</u>	<u>DATE</u>	<u>INVOICE</u>	<u>DESCRIPTION</u>
			120384	516.00	10/19/2023	0318759	INVENTORY ITEMS
			120883	3,778.01	10/19/2023	0318859	INVENTORY ITEMS
	WATER PRODUCTS COMPANY Total			<u>20,632.11</u>			
2485	WBK ENGINEERING LLC						
			119629	15,535.00	10/19/2023	24715	CHARLESTOWNE LAKES -INSP
			119297	1,186.27	10/19/2023	24811	FIRST STREET IDS
	WBK ENGINEERING LLC Total			<u>16,721.27</u>			
2490	WELCH BROS INC						
			120743	487.50	10/19/2023	3247097	RISER
			120822	1,530.00	10/19/2023	3247554	WATER VAULT & SPLIT BOTTON
			120808	1,215.00	10/19/2023	3247878	PRESSURE TAP/CONE
			120822	1,800.00	10/19/2023	3247879	BARREL RISER AND CONE
	WELCH BROS INC Total			<u>5,032.50</u>			
2495	WEST SIDE TRACTOR SALES CO						
			120744	2,306.54	10/19/2023	N43418	TEMPERATURE SENSORS
			120760	320.04	10/19/2023	N43419	AIR FILTER
			120769	332.04	10/19/2023	N43778	INVENTORY ITEMS
			120823	547.86	10/19/2023	N43779	CLAMPS/GASKETS
			120839	573.51	10/19/2023	N43780	MISC PARTS
	WEST SIDE TRACTOR SALES CO Total			<u>4,079.99</u>			
2506	EESCO						
			119974	13,004.60	10/19/2023	866724	INVENTORY ITEMS
			119538	2,460.00	10/19/2023	881708	INVENTORY ITEMS
			119708	4,953.75	10/19/2023	881709	INVENTORY ITEMS
			120289	1,439.15	10/19/2023	885902	INVENTORY ITEMS
			120333	841.50	10/19/2023	892535	INVENTORY ITEMS
			119974	19,845.00	10/19/2023	896315	INVENTORY ITEMS
			120788	1,276.50	10/19/2023	896316	INVENTORY ITEMS
			120723	3,277.00	10/19/2023	899489	WIRE
	EESCO Total			<u>47,097.50</u>			
2523	WILTSE GREENHOUSE LANDSCAPING						
			119405	440.00	10/19/2023	5102	MOWING SEPTEMBER
	WILTSE GREENHOUSE LANDSCAPING Total			<u>440.00</u>			
2545	GRAINGER INC						

<u>VENDOR</u>	<u>VENDOR NAME</u>	<u>STAT PROC</u>	<u>PO NUMBER</u>	<u>AMOUNT</u>	<u>DATE</u>	<u>INVOICE</u>	<u>DESCRIPTION</u>
			119426	804.38	10/19/2023	9833046239	WASHDOWN MOTOR
			120798	14.18	10/19/2023	9849462008	INVENTORY ITEMS
			120794	452.00	10/19/2023	9849462016	INVENTORY ITEMS
			120798	7.09	10/19/2023	9849462024	INVENTORY ITEMS
			120865	337.50	10/19/2023	9857510896	CONSTRUCITON FILM
			120876	206.94	10/19/2023	9857629837	ELECTRIC STRIKE BODY
			120894	1,444.50	10/19/2023	9858937288	INVENTORY ITEMS
	GRAINGER INC Total			<u>3,266.59</u>			
2637	ILLINOIS DEPT OF REVENUE						
				1,070.73	10/20/2023	ILST231020101009CA	Illinois State Tax
				1,842.54	10/20/2023	ILST231020101009CD	Illinois State Tax
				300.08	10/20/2023	ILST231020101009ED	Illinois State Tax
				10,019.64	10/20/2023	ILST231020101009FD	Illinois State Tax
				1,943.10	10/20/2023	ILST231020101009FN	Illinois State Tax
				860.25	10/20/2023	ILST231020101009HR	Illinois State Tax
				2,214.36	10/20/2023	ILST231020101009IS	Illinois State Tax
				13,396.06	10/20/2023	ILST231020101009PD	Illinois State Tax
				15,609.07	10/20/2023	ILST231020101009PW	Illinois State Tax
	ILLINOIS DEPT OF REVENUE Total			<u>47,255.83</u>			
2638	INTERNAL REVENUE SERVICE						
				854.35	10/20/2023	FICA231020101009CA	FICA Employee
				2,597.68	10/20/2023	FICA231020101009CD	FICA Employee
				367.25	10/20/2023	FICA231020101009ED	FICA Employee
				1,115.76	10/20/2023	FICA231020101009FD	FICA Employee
				2,712.37	10/20/2023	FICA231020101009FN	FICA Employee
				1,270.94	10/20/2023	FICA231020101009HR	FICA Employee
				781.21	10/20/2023	MEDR231020101009IS	Medicare Employer
				4,672.49	10/20/2023	MEDR231020101009P	Medicare Employer
				4,964.39	10/20/2023	MEDR231020101009P	Medicare Employer
				316.32	10/20/2023	MEDR231020101009C	Medicare Employer
				607.54	10/20/2023	MEDR231020101009C	Medicare Employer
				90.26	10/20/2023	MEDR231020101009E	Medicare Employer
				3,434.73	10/20/2023	MEDR231020101009FI	Medicare Employer
				634.34	10/20/2023	MEDR231020101009FI	Medicare Employer
				297.23	10/20/2023	MEDR231020101009H	Medicare Employer
				3,419.54	10/20/2023	MEDE231020101009FI	Medicare Employee
				634.34	10/20/2023	MEDE231020101009FI	Medicare Employee

<u>VENDOR</u>	<u>VENDOR NAME</u>	<u>STAT PROC</u>	<u>PO NUMBER</u>	<u>AMOUNT</u>	<u>DATE</u>	<u>INVOICE</u>	<u>DESCRIPTION</u>
				297.23	10/20/2023	MEDE231020101009H	Medicare Employee
				783.63	10/20/2023	MEDE231020101009IS	Medicare Employee
				4,670.51	10/20/2023	MEDE231020101009PI	Medicare Employee
				4,962.06	10/20/2023	MEDE231020101009P'	Medicare Employee
				5,456.58	10/20/2023	FIT 231020101009IS	Federal Withholding Tax
				33,610.37	10/20/2023	FIT 231020101009PD	Federal Withholding Tax
				37,664.04	10/20/2023	FIT 231020101009PW	Federal Withholding Tax
				337.77	10/20/2023	MEDE231020101009C.	Medicare Employee
				607.54	10/20/2023	MEDE231020101009C	Medicare Employee
				85.89	10/20/2023	MEDE231020101009EI	Medicare Employee
				2,929.12	10/20/2023	FIT 231020101009CA	Federal Withholding Tax
				4,766.12	10/20/2023	FIT 231020101009CD	Federal Withholding Tax
				1,080.63	10/20/2023	FIT 231020101009ED	Federal Withholding Tax
				25,391.84	10/20/2023	FIT 231020101009FD	Federal Withholding Tax
				5,074.59	10/20/2023	FIT 231020101009FN	Federal Withholding Tax
				2,518.17	10/20/2023	FIT 231020101009HR	Federal Withholding Tax
				1,180.77	10/20/2023	FICE231020101009FD	FICA Employer
				2,712.37	10/20/2023	FICE231020101009FN	FICA Employer
				1,270.94	10/20/2023	FICE231020101009HR	FICA Employer
				3,340.38	10/20/2023	FICE231020101009IS	FICA Employer
				2,713.08	10/20/2023	FICE231020101009PD	FICA Employer
				21,044.99	10/20/2023	FICE231020101009PV	FICA Employer
				3,350.68	10/20/2023	FICA231020101009IS	FICA Employee
				2,704.74	10/20/2023	FICA231020101009PD	FICA Employee
				21,035.04	10/20/2023	FICA231020101009PV	FICA Employee
				762.65	10/20/2023	FICE231020101009CA	FICA Employer
				2,597.68	10/20/2023	FICE231020101009CD	FICA Employer
				385.95	10/20/2023	FICE231020101009ED	FICA Employer
				222,106.10			
	INTERNAL REVENUE SERVICE Total						
2639	STATE DISBURSEMENT UNIT						
				499.84	10/20/2023	000001527231020101C	IL Child Support Amount 1
				321.72	10/20/2023	000001539231020101C	IL Child Support Amount 1
				369.23	10/20/2023	000000486231020101C	IL Child Support Amount 1
				289.84	10/20/2023	000001225231020101C	IL Child Support Amount 1
				596.30	10/20/2023	000001244231020101C	IL Child Support Amount 1
				640.15	10/20/2023	000001412231020101C	IL Child Support Amount 1
	STATE DISBURSEMENT UNIT Total			2,717.08			

<u>VENDOR</u>	<u>VENDOR NAME</u>	<u>STAT PROC</u>	<u>PO NUMBER</u>	<u>AMOUNT</u>	<u>DATE</u>	<u>INVOICE</u>	<u>DESCRIPTION</u>
2656	DISH DBS CORP			122.09	10/19/2023	100523FD	ACCT: 8255-1010-1017-8789
	DISH DBS CORP Total			122.09			
2659	UTILITY SUPPLY & CONSTRUCTION						
			120497	820.72	10/19/2023	56771405	INVENTORY ITEMS
			120725	155.50	10/19/2023	56771406	INVENTORY ITEMS
			120435	68.63	10/19/2023	56771684	INVENTORY ITEMS
				145.43	10/19/2023	56771739	FREIGHT FEES
			120643	312.52	10/19/2023	56772286	INVENTORY ITEMS
			120435	976.53	10/19/2023	56772956	INVENTORY ITEMS
			120857	1,045.00	10/19/2023	56773455	INVENTORY ITEMS
	UTILITY SUPPLY & CONSTRUCTION Total			3,524.33			
2666	WINSTON ENGINEERING LLC						
			119209	725.00	10/19/2023	0926CF1873	IEPA STOCK PILE
			119209	450.00	10/19/2023	0928CF1881	IEPA STOCKPILE W/DUMPING
	WINSTON ENGINEERING LLC Total			1,175.00			
2730	SLATE ROCK FR LLC						
			120635	703.08	10/19/2023	69388	UNIFORMS
			120635	241.96	10/19/2023	69537	LAPCO FR HOODED SWEATSHI
	SLATE ROCK FR LLC Total			945.04			
2921	STRYPES PLUS MORE INC						
			120875	1,540.00	10/19/2023	17188	NEW TAHOES STRIPING
	STRYPES PLUS MORE INC Total			1,540.00			
2950	SAFETY SUPPLY ILLINOIS LLC						
			119658	182.15	10/19/2023	1902785586	INVENTORY ITEMS
	SAFETY SUPPLY ILLINOIS LLC Total			182.15			
2963	RAYNOR DOOR AUTHORITY						
			120814	340.00	10/19/2023	91122	FIRE STATION 3 DOOR REPAIR
	RAYNOR DOOR AUTHORITY Total			340.00			
2987	BLUE TARP FINANCIAL INC						
			120620	1,885.60	10/19/2023	77066654	TOOL KIT SUPPLIES
	BLUE TARP FINANCIAL INC Total			1,885.60			

<u>VENDOR</u>	<u>VENDOR NAME</u>	<u>STAT PROC</u>	<u>PO NUMBER</u>	<u>AMOUNT</u>	<u>DATE</u>	<u>INVOICE</u>	<u>DESCRIPTION</u>
3099	MIDWEST SALT LLC		111	3,195.99	10/19/2023	P469759	MVP IND COARSE SOLAR
			111	2,975.70	10/19/2023	P469857	IND COARSE SALT
	MIDWEST SALT LLC Total			6,171.69			
3102	RUSH PARTS CENTERS OF ILLINOIS		120764	128.13	10/19/2023	3034258547	RADIATOR CAP
	RUSH PARTS CENTERS OF ILLINOIS Total			128.13			
3127	SHI INTERNATIONAL CORP		120646	3,029.00	10/19/2023	B17447755	COMPUTER HARDWARE
	SHI INTERNATIONAL CORP Total			3,029.00			
3147	DUPAGE TOPSOIL INC		119308	1,155.00	10/19/2023	056191	BLACK DIRT
	DUPAGE TOPSOIL INC Total			1,155.00			
3148	CORNERSTONE PARTNERS		119200	25,437.00	10/19/2023	CO31057	MOWING SERVICE - SEPTEMBE
			119217	152.86	10/19/2023	CP31050	MONTHLY CONTRACT SERVICE
			119217	4,357.14	10/19/2023	CP31064	MONTHLY CONTRACT
			119217	209.14	10/19/2023	CP31071	MONTHLY CONTRACT
			119217	195.71	10/19/2023	CP31078	MONTHLY CONTRACT
			119217	166.29	10/19/2023	CP31085	MONTHLY CONTRACT
			119217	320.29	10/19/2023	CP31092	MONTHLY CONTRACT
			119217	280.00	10/19/2023	CP31099	MONTHLY CONTRACT
			119217	81.00	10/19/2023	CP31106	MONTHLY CONTRACT
			119217	413.71	10/19/2023	CP31113	MONTHLY CONTRACT
	CORNERSTONE PARTNERS Total			31,613.14			
3184	JIM KEEGAN			832.54	10/19/2023	101923JK	HOTEL REIMBURSEMENT
				450.00	10/19/2023	101923JK-A	2024 IACP REGISTRATION
	JIM KEEGAN Total			1,282.54			
3203	OUTDOOR HOME SERVICES LLC		119212	1,861.89	10/19/2023	184066005	SEPTEMBER SERVICES
	OUTDOOR HOME SERVICES LLC Total			1,861.89			
3236	HR GREEN INC						

<u>VENDOR</u>	<u>VENDOR NAME</u>	<u>STAT PROC</u>	<u>PO NUMBER</u>	<u>AMOUNT</u>	<u>DATE</u>	<u>INVOICE</u>	<u>DESCRIPTION</u>
			116137	3,281.00	10/19/2023	167048	7TH AVE CREEK PHASE 2 DESI
			116137	-3,281.00	10/19/2023	167048	7TH AVE CREEK PHASE 2 DESI
			116137	3,281.00	10/19/2023	167048A	INTERNAL PO LINE CORRECTIC
	HR GREEN INC Total			<u>3,281.00</u>			
3280	PLANET DEPOS LLC		119043	668.70	10/19/2023	612240	TRANSCRIPT - HEARING
	PLANET DEPOS LLC Total			<u>668.70</u>			
3285	RICK MURAWSKI			15.00	10/19/2023	100323RM	PER DIEM GROUND FIGHTING
				20.00	10/19/2023	100323RM-A	PER DIEM LOW LIGHT TACTICS
	RICK MURAWSKI Total			<u>35.00</u>			
3315	IRON MOUNTAIN INC		119576	134.59	10/19/2023	202780260	MONTHLY BILLING
	IRON MOUNTAIN INC Total			<u>134.59</u>			
3377	ILMO PRODUCTS COMPANY INC		120022	245.70	10/19/2023	01392482	DISPOSABLE EVIDENCE BAGS
	ILMO PRODUCTS COMPANY INC Total			<u>245.70</u>			
3408	ULINE INC		120778	987.00	10/19/2023	168786999	STEEL STRAPING TOOL KIT
			120873	236.82	10/19/2023	169174813	INVENTORY ITEMS
	ULINE INC Total			<u>1,223.82</u>			
3419	Jose Jacobo			16.00	10/19/2023	100323JJ	PER DIEM VEHICULAR RESCUE
				15.00	10/19/2023	101723JJ	PER DIEM BALLISTIC OPERATC
	Jose Jacobo Total			<u>31.00</u>			
3561	ADVANCED ELEVATOR COMPANY		119505	593.40	10/19/2023	54663	ELEVATOR MAINTENANCE
	ADVANCED ELEVATOR COMPANY Total			<u>593.40</u>			
3596	GRAYBAR ELECTRIC CO INC		120431	9,996.24	10/19/2023	9334203997	HUBBELL POWER SYSTEMS
	GRAYBAR ELECTRIC CO INC Total			<u>9,996.24</u>			
3678	MOTOROLA SOLUTIONS INC						

<u>VENDOR</u>	<u>VENDOR NAME</u>	<u>STAT PROC</u>	<u>PO NUMBER</u>	<u>AMOUNT</u>	<u>DATE</u>	<u>INVOICE</u>	<u>DESCRIPTION</u>
			119164	120.00	10/19/2023	7876820230901	4 USERS
	MOTOROLA SOLUTIONS INC Total			120.00			
3684	RESPECT TECHNOLOGY INC		120830	1,900.00	10/19/2023	20781	MONTHLY AGREEMENT
	RESPECT TECHNOLOGY INC Total			1,900.00			
3720	Megan Funk			316.92	10/26/2023	23-FITNESS	FITNESS MEMBERSHIP-MEGAN
	Megan Funk Total			316.92			
3787	VIKING BROS INC		115	3,214.40	10/19/2023	INV_2023-772	CA 7 STONE
	VIKING BROS INC Total			3,214.40			
3799	LRS HOLDINGS LLC		119587	645.00	10/19/2023	0004096457	WASTE BAGS
			119187	2,436.46	10/19/2023	LR5479048	TRASH REMOVAL -1ST ST & WA
			119270	192.00	10/19/2023	PS556184	RENTAL - 3825 KARL MADSEN I
			119090	91.00	10/19/2023	PS556185	RENTAL - 3805 LINCOLN HWY
			119588	536.00	10/19/2023	PS556186	6 UNITS - 1405 S 7TH AVE
			119210	10,310.15	10/19/2023	PS559327	SWEEPING SERVICE
			119270	192.00	10/19/2023	PS562496	RENTAL - 3825 KARL MADSEN I
			119090	91.00	10/19/2023	PS562497	RENTAL-3805 LINCOLN HWY
			119588	536.00	10/19/2023	PS562498	6 UNITS-1405 S 7TH AVE
	LRS HOLDINGS LLC Total			15,029.61			
3882	CORE & MAIN LP		120609	325.00	10/19/2023	T530338	INVENTORY ITEMS
			120640	47.00	10/19/2023	T544289	2 PVC PIPES
			120749	1,950.00	10/19/2023	T597295	8 MJ L/P SLV
			120809	18,911.00	10/19/2023	T647298	16 AFC MJ RW GV OL
			120801	500.00	10/19/2023	T656902	INVENTORY ITEMS
			120749	80.00	10/19/2023	T662169	EPOXY STRAPS
			120897	44.00	10/19/2023	T679807	COUPLING
	CORE & MAIN LP Total			21,857.00			
3936	CORTLAND COMMUNITY		120927	240.00	10/19/2023	17322	HEARTSAVER BOOKS

<u>VENDOR</u>	<u>VENDOR NAME</u>	<u>STAT PROC</u>	<u>PO NUMBER</u>	<u>AMOUNT</u>	<u>DATE</u>	<u>INVOICE</u>	<u>DESCRIPTION</u>
	CORTLAND COMMUNITY Total			<u>240.00</u>			
3968	TRANSAMERICA CORPORATION			5,344.16	10/20/2023	RHFP231020101009PI	Retiree Healthcare Funding Pla
				1,379.59	10/20/2023	S115231020101009FD	Sect 115 Retiree Health Plan
	TRANSAMERICA CORPORATION Total			<u>6,723.75</u>			
3973	HSA BANK WIRE ONLY			216.67	10/20/2023	HSAF231020101009C/	Health Savings Plan - Family
				364.58	10/20/2023	HSAF231020101009CI	Health Savings Plan - Family
				3,801.87	10/20/2023	HSAF231020101009FC	Health Savings Plan - Family
				245.83	10/20/2023	HSAF231020101009FN	Health Savings Plan - Family
				1,004.17	10/20/2023	HSAF231020101009HF	Health Savings Plan - Family
				852.09	10/20/2023	HSAS231020101009PI	Health Savings - Self Only
				300.84	10/20/2023	HSAS231020101009PV	Health Savings - Self Only
				737.50	10/20/2023	HSAF231020101009IS	Health Savings Plan - Family
				1,438.14	10/20/2023	HSAF231020101009PI	Health Savings Plan - Family
				788.74	10/20/2023	HSAF231020101009PV	Health Savings Plan - Family
				202.08	10/20/2023	HSAS231020101009C/	Health Savings - Self Only
				160.42	10/20/2023	HSAS231020101009CI	Health Savings - Self Only
				1,078.76	10/20/2023	HSAS231020101009FC	Health Savings - Self Only
	HSA BANK WIRE ONLY Total			<u>11,191.69</u>			
3989	Nicole Garcia			75.00	10/19/2023	100623NG	PER DIEM CIT CLASS
	Nicole Garcia Total			<u>75.00</u>			
4004	JEREMY KOLAITES			61.35	10/19/2023	101123JK	LICENSE RENEWAL
	JEREMY KOLAITES Total			<u>61.35</u>			
4019	VECTOR STOMP INC						
			119205	169.00	10/19/2023	IGFTLJRY	WASP TREATMENT
			119205	169.00	10/19/2023	IKDGMEP4	WASP TREATMENT
			119205	179.00	10/19/2023	IKMPRM9H	WASP TREATMENT
			119205	179.00	10/19/2023	IKRJCFKA	WASP TREATMENT
			119205	179.00	10/19/2023	IMMMPLW9	WASP TREATMENT
			119205	179.00	10/19/2023	IWCWDAHE	WASP TREATMENT
			119205	179.00	10/19/2023	IXAXQFK3	WASP TREATMENT

<u>VENDOR</u>	<u>VENDOR NAME</u>	<u>STAT PROC</u>	<u>PO NUMBER</u>	<u>AMOUNT</u>	<u>DATE</u>	<u>INVOICE</u>	<u>DESCRIPTION</u>
	VECTOR STOMP INC Total			<u>1,233.00</u>			
4033	J & F CONCRETE LIFTING CORP		119247	10,548.00	10/19/2023	1693	CONCRETE LIFTING
	J & F CONCRETE LIFTING CORP Total			<u>10,548.00</u>			
4057	COPS TESTING SERVICE INC		119778	175.00	10/19/2023	108455	POLYGRAPH TEST
	COPS TESTING SERVICE INC Total			<u>175.00</u>			
4074	AMAZON CAPITAL SERVICES INC		119116	139.77	10/19/2023	11X1-DHXX-33FY	OFFICE SUPPLIES
			119131	54.74	10/19/2023	1444-J4HR-PQ9M	SOAP FINANCE DEPT
			119112	106.02	10/19/2023	149Q-FHDH-6Q1R	OFFICE SUPPLIES
				-341.00	10/19/2023	14FV-FHFF-YRKM	CREIDT-ORG INV 1VGL-GRQ6-€
			119131	55.00	10/19/2023	14HT-7DCR-36JD	COFFEE FOR FINANCE
			120679	264.21	10/19/2023	1X33-L6LW-314J	MISC SUPPLIES
			120880	261.09	10/19/2023	1X37-1NRX-NLTD	INVENTORY ITEMS
			119168	11.55	10/19/2023	1XNM-QMWP-CP94	USB CABLE
			120679	67.30	10/19/2023	1YMM-491M-7GKL	OFFICE SUPPLIES
			119112	259.17	10/19/2023	1TNV-FC3V-HN1T	COFFEE CANDY PW DEPT
			119168	50.94	10/19/2023	1TQF-TG69-GKJT	OFFICE SUPPLIES
			119168	99.68	10/19/2023	1V9X-V3XF-1C7D	POLICE DEPT SUPPLIES
			120932	58.74	10/19/2023	1VF1-MG34-R1NX	SANDUSKY LEE SINGLE HANDL
				-569.97	10/19/2023	1VN9-4L9M-6CP4	CREDIT-ORG INV 1WFW-14DD-
			120928	29.40	10/19/2023	1WN4-74F7-X1LK	PACKAGING TAPE
			119041	230.44	10/19/2023	1PLM-NFW3-14QN	12V SOLAR BATTERY CHARGEI
			120934	43.23	10/19/2023	1QVJ-H6XN-GFQ6	SAFETY GLASSES
			120933	259.99	10/19/2023	1QVJ-H6XN-KCFQ	STROBE LIGHTS
			119131	29.08	10/19/2023	1RF9-6YG7-7DXR	FRAUD BAGS FOR UB DEPT
			120679	66.18	10/19/2023	1T9L-WCQW-1RNV	FILE WALLETS
			120960	131.79	10/19/2023	1TMP-3XLG-7V3M	QUANTIUM TAPE
			121024	34.43	10/19/2023	1KCW-Q1HP-4VCP	HOOK SWITCH ADAPTER
			120979	197.50	10/19/2023	1KY4-KMFQ-RL66	INVENTORY ITEMS
				-239.97	10/19/2023	1LMW-DMMM-6NC3	CREDIT-ORG INV 1J3V-JRFQ-LI
			119131	158.81	10/19/2023	1LXK-36MQ-1LXL	OFFICE SUPPLIES UB DEPT
			120679	165.44	10/19/2023	1M16-F6ND-QHH9	FLAG SPREADER FOR INDOOR
			120967	88.99	10/19/2023	1M4V-P6XC-DRVR	SS WORK TABLE
			121001	18.98	10/19/2023	1FMK-HPC7-1RFG	PLUG & PLAY USB WEBCAM

<u>VENDOR</u>	<u>VENDOR NAME</u>	<u>STAT PROC</u>	<u>PO NUMBER</u>	<u>AMOUNT</u>	<u>DATE</u>	<u>INVOICE</u>	<u>DESCRIPTION</u>
			120415	89.99	10/19/2023	1G47-NYLK-MKT4	MEN'S DUCK BIB OVERALL
			120938	55.96	10/19/2023	1GN3-PGPM-P3L3	TRIVIA AND CONFETTI
				1,187.90	10/19/2023	1J37-FKFQ-HGNC-A	INTERNAL DEBIT AND CREDITS
			119112	112.79	10/19/2023	1JKK-JC9K-6HYD	OFFICE SUPPLIES
			120971	190.32	10/19/2023	1K73-X9VC-HK6W	RECHARGEABLE SPOTLIGHT
			120796	242.72	10/19/2023	14V4-7PWW-76RJ	CRAFTSMAN WRENCH
			119168	60.48	10/19/2023	16QT-YNFX-9VPV	OFFICE SUPPLIES PW
			120921	66.99	10/19/2023	16QT-YNFX-D3QG	ZEP HAND WALL MOUNT
				-593.95	10/19/2023	19HL-NLPR-6KYR	CREDITS PO 23-46 FF
				-593.95	10/19/2023	19HL-NLPR-6KYRA	CREDIT PO 23-46 FF
			119306	17.80	10/19/2023	1F43-YWW6-LX3J	CLIPBOARD
	AMAZON CAPITAL SERVICES INC Total			2,568.58			
4148	Christopher Gottlieb			61.35	10/19/2023	101623CG	REIMBURSEMENT-ENGINEER F
	Christopher Gottlieb Total			61.35			
4174	UNIFIRST CORPORATION						
			119320	136.31	10/19/2023	1320068438	UNIFORM
			119320	136.31	10/19/2023	1320070450	UNIFORMS
	UNIFIRST CORPORATION Total			272.62			
4179	Robert Sheehan			41.00	10/19/2023	101623RS	PARAMEDIC RENEWAL FEE
	Robert Sheehan Total			41.00			
4242	MID AMERICA ENERGY SERVICES						
			119241	6,625.25	10/19/2023	23209	3N826 THORNAPPLE RD-HYDR.
			119242	6,708.60	10/19/2023	23211	1008 KEYHOE DR VALVE R&R F
			119248	5,222.00	10/19/2023	23213	2ND ST & WALNUT STORM SEV
			119242	5,103.65	10/19/2023	23214	WILDROSE RD & THORNL RD
	MID AMERICA ENERGY SERVICES Total			23,659.50			
4266	Stephen Mattas			15.00	10/19/2023	101723SM	PER DIEM BALLISTIC OPERATC
	Stephen Mattas Total			15.00			
4282	ST CHARLES BUSINESS ALLIANCE			58,216.66	10/19/2023	FY2024	SSA & MOTEL TAX MONTHLY DI

<u>VENDOR</u>	<u>VENDOR NAME</u>	<u>PO NUMBER</u>	<u>AMOUNT</u>	<u>DATE</u>	<u>INVOICE</u>	<u>DESCRIPTION</u>
	STAT PROC					
	ST CHARLES BUSINESS ALLIANCE Total		<u>58,216.66</u>			
4345	EDM INTERNATIONAL INC	120786	290.00	10/19/2023	87586	CELLULAR SERVICE
	EDM INTERNATIONAL INC Total		<u>290.00</u>			
4349	LIBERTYVILLE TILE & CARPET LTD	119064	18,155.00	10/19/2023	27608	MISC SUPPLIES
	LIBERTYVILLE TILE & CARPET LTD Total		<u>18,155.00</u>			
4352	ZORO TOOLS INC	120427	15.75	10/19/2023	INV13082740	INVENTORY ITEMS
		120792	14.16	10/19/2023	INV13089695	INVENTORY ITEMS
	ZORO TOOLS INC Total		<u>29.91</u>			
4377	MACQUEEN EQUIPMENT LLC	119055	747.29	10/19/2023	P24789	CUSHION SEAT
	MACQUEEN EQUIPMENT LLC Total		<u>747.29</u>			
4381	CULLIGAN TRI CITY	119591	468.92	10/19/2023	27695	PW WATER DELIVERY
		119515	236.52	10/19/2023	27726	WATER DELIVERY CITY HALL
		119515	48.88	10/19/2023	27780	WATER DELIVERY IS DEPT
	CULLIGAN TRI CITY Total		<u>754.32</u>			
4399	Kevin Kasperek	119798	1,458.00	10/19/2023	092723	TUITION REIMBURSEMENT PS\
	Kevin Kasperek Total		<u>1,458.00</u>			
4456	FEHR GRAHAM & ASSOCIATES LLC	117236	-14,028.75	10/19/2023	117156D	EASTERN INTERCEPTOR
		119959	13,531.75	10/19/2023	117156D-POCORRECT	INTERNAL PROCESS PO CORR
		117236	497.00	10/19/2023	117156DD-POCORRECT	INTERNAL PO LINE CORRECTIC
		116816	8,196.00	10/19/2023	117692	KAUTZ RD CONSTRUCTION EN
		119725	3,359.50	10/19/2023	117692A	LEAD SERVICE PROGRAM CON
		119875	4,928.00	10/19/2023	118352	TOPOGRAPHICS SURVEY GUN
	FEHR GRAHAM & ASSOCIATES LLC Total		<u>16,483.50</u>			
4466	Othello Rosal		32.00	10/19/2023	101823OR	PER DIEM FIELD TRAINING

<u>VENDOR</u>	<u>VENDOR NAME</u>	<u>STAT PROC</u>	<u>PO NUMBER</u>	<u>AMOUNT</u>	<u>DATE</u>	<u>INVOICE</u>	<u>DESCRIPTION</u>
	Othello Rosal Total			<u>32.00</u>			
4473	BRAD MANNING FORD INC						
			120071	2,829.33	10/19/2023	133347	REPAIR
			120678	3,121.75	10/19/2023	135173	REPAIR UNIT 1781
				769.49	10/19/2023	225573	CREDIT RECEIVED
			120836	259.18	10/19/2023	226085	MISC SUPPLIES
			120842	476.64	10/19/2023	226171	ELEMENT AND FILTER
			120846	2,004.74	10/19/2023	226178	INVENTORY ITEMS
				-769.49	10/19/2023	CM225573	CREDITS INVOICE 225573
	BRAD MANNING FORD INC Total			<u>8,691.64</u>			
4474	MEREDITH WATER COMPANY						
			119504	80.00	10/19/2023	0783715	DI RENTAL SERVICE
	MEREDITH WATER COMPANY Total			<u>80.00</u>			
4478	MECHANICAL INC						
			121013	807.08	10/19/2023	CHI193183	REPLACE BAD CONDENSER FA
			121013	3,550.98	10/19/2023	CHI193184	RTU 4 COMPRESSOR LOCKING
	MECHANICAL INC Total			<u>4,358.06</u>			
4529	SWANSON FLO CO						
			114973	249.00	10/19/2023	1301296	ONSITE VISIT
			116947	239.85	10/19/2023	1314552	LABOR SERVICE CALL
			117165	7,750.80	10/19/2023	1315441	ACTUATOR
			116947	1,282.73	10/19/2023	1321338	SERVICE REPAIR
	SWANSON FLO CO Total			<u>9,522.38</u>			
4539	MATTHEW SAULKA						
			119050	1,327.33	10/19/2023	1736	FOUNTAIN MAINTENANCE AUG
	MATTHEW SAULKA Total			<u>1,327.33</u>			
4604	TRUE BLUE CAR WASH LLC						
			119128	69.00	10/19/2023	INV-5026	POLICE DEPT CAR WASHES
	TRUE BLUE CAR WASH LLC Total			<u>69.00</u>			
4632	LAKESIDE INTERNATIONAL LLC						
			119738	861.45	10/19/2023	7239203P	PUMP ASSY
			120470	743.18	10/19/2023	7242852P	HD72950615
			120670	105.76	10/19/2023	7244222P	MISC SUPPLIES

<u>VENDOR</u>	<u>VENDOR NAME</u>	<u>STAT PROC</u>	<u>PO NUMBER</u>	<u>AMOUNT</u>	<u>DATE</u>	<u>INVOICE</u>	<u>DESCRIPTION</u>
			120747	14.49	10/19/2023	7244915P	GASKET
			120747	189.25	10/19/2023	7245234P	SURGE TANK
	LAKESIDE INTERNATIONAL LLC Total			<u>1,914.13</u>			
4642	BUSINESS INFORMATION SYSTEMS						
			120733	1,045.00	10/19/2023	243901698	HR CONSULTANT
	BUSINESS INFORMATION SYSTEMS Total			<u>1,045.00</u>			
4680	PACE ANALYTICAL SERVICES LLC						
			119385	122.40	10/19/2023	I9569680	FLUORIDE BY PROBE-TESTING
			119385	593.60	10/19/2023	I9569714	TESTING SERVICES
			119385	296.80	10/19/2023	I9569715	TESTING SERVICES
			119385	296.80	10/19/2023	I9569716	TESTING SERVICES
			119385	608.60	10/19/2023	I9569741	TESTING SERVICES
			119385	33.60	10/19/2023	I9570631	LEAD & COPPER RULE PKG
			119385	119.40	10/19/2023	I9570656	LEAD & COPPER RULE PKG
			119385	272.80	10/19/2023	I9570668	WATER DEPT TESTING SERVIC
	PACE ANALYTICAL SERVICES LLC Total			<u>2,344.00</u>			
4691	ECO CLEAN MAINTENANCE INC						
			119133	20,003.00	10/19/2023	12141	JANITORIAL SERVICE - SEPT 20
	ECO CLEAN MAINTENANCE INC Total			<u>20,003.00</u>			
4708	SAMS CLUB						
			121083	943.02	10/26/2023	10110059025	
	SAMS CLUB Total			<u>943.02</u>			
4765	EWING SAFETY AND INDUSTRIAL						
			120638	1,300.37	10/19/2023	26139	UNIFORM & BOOTS
	EWING SAFETY AND INDUSTRIAL Total			<u>1,300.37</u>			
4783	ST CHARLES PROF FIREFIGHTERS						
				1,717.60	10/20/2023	UNF 231020101009FD	Union Dues - IAFF
	ST CHARLES PROF FIREFIGHTERS Total			<u>1,717.60</u>			
4793	STERLING AUTO GLASS INC						
			119795	329.00	10/19/2023	1008121	REAR GLASS
	STERLING AUTO GLASS INC Total			<u>329.00</u>			
4812	TEKLAB INC						

<u>VENDOR</u>	<u>VENDOR NAME</u>	<u>STAT PROC</u>	<u>PO NUMBER</u>	<u>AMOUNT</u>	<u>DATE</u>	<u>INVOICE</u>	<u>DESCRIPTION</u>
			120058	167.00	10/19/2023	295074	SEMI-VOLATILE ORGANIC COM
	TEKLAB INC Total			167.00			
4813	COMMERCIAL TIRE SERVICES INC						
			120821	3,341.40	10/19/2023	2220083462	INVENTORY ITEMS TIRES
			120821	194.18	10/19/2023	2220083463	TIRES
			120821	209.81	10/19/2023	2220083464	TIRES
			119044	120.00	10/19/2023	9980004182	TIRE DISPOSAL FEES
			120861	659.24	10/19/2023	9980004271	INVENTORY ITEMS
	COMMERCIAL TIRE SERVICES INC Total			4,524.63			
4818	Adam Catt						
				100.00	10/19/2023	100423AC	PER DIEM CELLEBRITE OPERA
	Adam Catt Total			100.00			
4825	SAMUEL A BONILLA III						
				780.00	10/19/2023	23-09	ADJUDICATION HEARING OFFIK
	SAMUEL A BONILLA III Total			780.00			
4839	SECOND CHANCE CARDIAC SOLUTION						
			119737	12,952.90	10/19/2023	23-006-2695	POLICE SUPPLIES
	SECOND CHANCE CARDIAC SOLUTION Total			12,952.90			
4859	LANDSCAPE MATERIAL						
			114	5,142.50	10/19/2023	38017	HAULING 8/24/23
			114	5,225.00	10/19/2023	38027	HAULING 8/28/23
	LANDSCAPE MATERIAL Total			10,367.50			
4870	HD SUPPLY INC						
			118122	14,478.66	10/19/2023	INV00133185	PUMP
			120757	129.18	10/19/2023	INV00139577	INVENTORY ITEMS
			120545	1,250.24	10/19/2023	INV00144227	REPLACEMENT WIPERS
			120709	163.43	10/19/2023	INV00144393	REAGENT
			120455	418.45	10/19/2023	INV00145495	HYDRANT FLUSHING ELBOW
			120455	418.45	10/19/2023	INV00145565	HYDRANT FLUSHING ELBOW
	HD SUPPLY INC Total			16,858.41			
4885	COLLIFLOWER INC						
			119054	82.70	10/19/2023	02136952	CRIMP FITTING

<u>VENDOR</u>	<u>VENDOR NAME</u>	<u>STAT PROC</u>	<u>PO NUMBER</u>	<u>AMOUNT</u>	<u>DATE</u>	<u>INVOICE</u>	<u>DESCRIPTION</u>
	COLLIFLOWER INC Total			<u>82.70</u>			
4899	STRUCTURED SOLUTIONS LLC		119245	79,310.00	10/19/2023	1	MANHOLE REHABILITATION
	STRUCTURED SOLUTIONS LLC Total			<u>79,310.00</u>			
4941	SITEONE LANDSCAPE SUPPLY LLC		120656	33.50	10/19/2023	134684367-001	POLY PIPE
	SITEONE LANDSCAPE SUPPLY LLC Total			<u>33.50</u>			
4943	ATLAS FIRST ACCESS LLC		120606	2,652.04	10/19/2023	E95896	SIDE BROOM AND WATER FILTI
			120682	512.42	10/19/2023	E96173	FILTERS
	ATLAS FIRST ACCESS LLC Total			<u>3,164.46</u>			
4958	PRESERVATION SERVICES INC		120360	401,871.00	10/18/2023	5551	PW ROOF REPAIR
			120360	249,300.00	10/19/2023	5524	PW ROOF REPAIR
			120360	-249,300.00	10/19/2023	5524	PW ROOF REPAIR
	PRESERVATION SERVICES INC Total			<u>401,871.00</u>			
4985	HOLIDAY RADIANCE LIGHTS		120815	8,064.00	10/19/2023	3723	INVENTORY ITEMS
	HOLIDAY RADIANCE LIGHTS Total			<u>8,064.00</u>			
999001383	SILENT PARTNER TECHNOLOGIES			2,575.07	10/26/2023	5414	GENERAL SUPPLIES
	SILENT PARTNER TECHNOLOGIES Total			<u>2,575.07</u>			
999001419	ACI PAYMENTS INC			7.58	10/19/2023	100623	RETURN # 2795312353
	ACI PAYMENTS INC Total			<u>7.58</u>			
999001427	JENNIFER HARTLEY			791.44	10/25/2023	102523	REFUND OVER PAYMENT UB D
	JENNIFER HARTLEY Total			<u>791.44</u>			

<u>VENDOR</u>	<u>VENDOR NAME</u>	<u>STAT PROC</u>	<u>PO NUMBER</u>	<u>AMOUNT</u>	<u>DATE</u>	<u>INVOICE</u>	<u>DESCRIPTION</u>
			Grand Total:	1,688,071.67			

The above expenditures have been approved for payment:

_____	_____
Chairman, Government Operations Committee	Date
_____	_____
Vice Chairman, Government Operations Committee	Date
_____	_____
Finance Director	Date



**City of St. Charles, Illinois
Monthly Treasurer's and Finance Report
FY 2023-24**



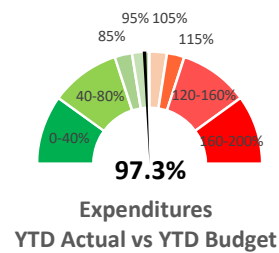
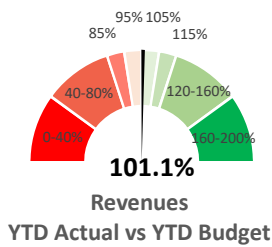
Month of: September, 2023

John Harrill

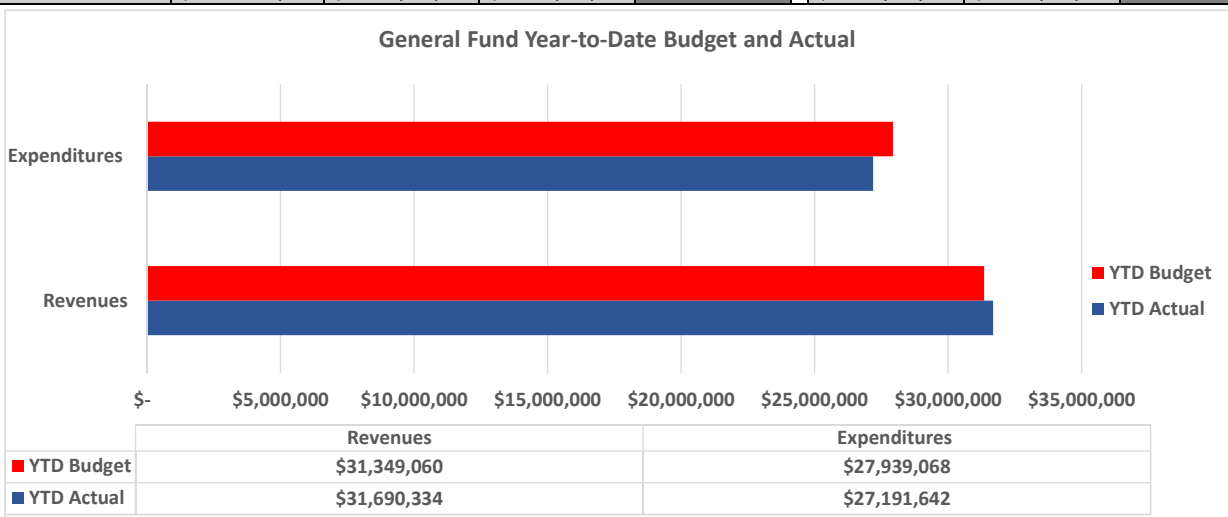
Date

City of St. Charles
Monthly Financial Report / Summary
General Fund Summary

Revenue Type	Total Annual Budget	Current Month Budget	Current Month Actual	% Variance	Year-to-Date Budget	Year-to-Date Actual	YTD Actual vs. Budget
Property Tax	\$ 14,621,368	\$ 4,286,492	\$ 4,494,281	100.0%	\$ 12,314,613	\$ 12,550,333	101.9%
Sales & Use Tax	26,908,000	2,273,860	2,336,141	2.7%	10,351,455	10,657,948	103.0%
Other Taxes	10,958,125	801,848	730,380	-8.9%	4,723,065	4,446,907	94.2%
Franchise Fees	3,618,000	250,000	301,823	20.7%	1,433,540	1,432,341	99.9%
Charges for Services	1,079,545	48,533	68,425	41.0%	455,250	530,773	116.6%
Other Revenues	2,772,575	217,002	194,912	-10.2%	1,272,005	1,272,900	100.1%
Transfers In	799,132	199,132	194,106	-100.0%	799,132	799,132	0.0%
Total	\$ 60,756,745	\$ 8,076,867	\$ 8,320,068	3.0%	\$ 31,349,060	\$ 31,690,334	101.1%



Expenditure Type	Total Annual Budget	Current Month Budget	Current Month Actual	% Variance	Year-to-Date Budget	Year-to-Date Actual	YTD Actual vs. Budget
Personnel Services	\$ 39,579,060	\$ 4,497,787	\$ 4,406,241	-2.0%	\$ 20,091,190	\$ 19,202,749	95.6%
Materials and Supplies	1,759,786	122,703	68,759	-44.0%	570,775	436,864	76.5%
Contractual Services	12,364,991	1,190,907	1,092,992	-8.2%	4,801,703	5,040,287	105.0%
Other Operating	2,229,405	19,115	5,849	-69.4%	2,095,575	2,151,293	102.7%
Departmental Allocations	(2,775,870)	(231,323)	(231,322)	0.0%	(1,156,615)	(1,156,610)	100.0%
Capital	130,550	14,133	15,112	6.9%	56,465	32,803	58.1%
Transfers Out	7,428,860	16,667	22,359	34.2%	1,479,975	1,484,256	100.3%
Total	\$ 60,716,782	\$ 5,629,989	\$ 5,379,990	-4.4%	\$ 27,939,068	\$ 27,191,642	97.3%
Revenues Over/(Under) Expenditures	\$ 39,963	\$ 2,446,878	\$ 2,940,078		\$ 3,409,992	\$ 4,498,692	



City of St. Charles
Monthly Financial Report / Summary
Other Funds Summary

	Current Annual Budget	Current Month			Year-to-Date		
		Budget	Actual	% Variance	Budget	Actual	% Variance
ENTERPRISE FUNDS							
Electric Fund							
Revenues							
User Charges	\$ 61,543,000	\$ 6,128,583	\$ 6,184,176	0.9%	\$ 26,642,915	\$ 26,681,832	0.1%
Connection Fees	50,000	4,167	7,575	81.8%	20,835	26,205	25.8%
Reimbursement for Projects	6,200,000	1,216,667	1,392,287	14.4%	2,583,335	2,544,809	-1.5%
Investment Income	1,157,695	96,474	97,843	1.4%	482,370	460,237	-4.6%
Other Revenues	563,616	46,596	44,212	-5.1%	239,947	301,943	25.8%
Transfers In	200,000	16,667	22,359	34.2%	83,335	57,384	-31.1%
Total Revenues	69,714,311	7,509,154	7,748,452		30,052,737	30,072,410	
Expenditures							
Personnel Services	4,376,691	336,669	352,358	4.7%	1,854,243	1,754,274	-5.4%
Commodities	279,700	23,308	15,528	-33.4%	116,540	111,326	-4.5%
Contractual Services	45,871,835	3,822,652	3,542,977	-7.3%	19,113,260	19,117,726	0.0%
Other Operating	5,111,510	425,961	475,401	11.6%	2,129,805	2,203,162	3.4%
Capital	11,969,844	497,488	68,915	-86.1%	3,487,440	1,849,974	-47.0%
Debt Service	1,386,045	-	-	0.0%	194,010	192,562	-0.7%
Department Allocations	1,084,830	90,402	90,402	0.0%	452,010	452,010	0.0%
Total Expenditures	70,080,455	5,196,480	4,545,581		27,347,308	25,681,034	
Excess (Deficiency)	\$ (366,144)	\$ 2,312,674	\$ 3,202,871		\$ 2,705,429	\$ 4,391,376	
Water Fund							
Revenues							
User Charges	\$ 9,702,750	\$ 1,008,563	\$ 962,903	-4.5%	\$ 4,242,815	\$ 4,440,766	4.7%
Connection Fees	225,000	18,750	10,993	-41.4%	93,750	43,686	-53.4%
IEPA Loans	7,360,000	113,333	107,682	-5.0%	113,333	107,682	0.0%
Investment Income	78,079	6,507	14,237	118.8%	32,535	71,641	120.2%
Other Revenues	205,345	17,112	10,006	-41.5%	85,560	77,978	-8.9%
Total Revenues	17,571,174	1,164,265	1,105,821		4,567,993	4,741,753	
Expenditures							
Personnel Services	1,418,642	108,945	144,938	33.0%	602,105	793,364	31.8%
Commodities	862,087	71,844	121,422	69.0%	359,220	396,606	10.4%
Contractual Services	2,297,656	191,470	277,689	45.0%	957,350	1,119,997	17.0%
Other Operating	63,310	5,276	10,132	92.0%	26,380	44,356	68.1%
Capital	13,152,258	421,023	2,003,313	375.8%	3,455,115	3,238,989	-6.3%
Debt Service	2,275,728	-	115,850	100.0%	578,478	564,451	-2.4%
Department Allocations	739,930	61,661	61,661	0.0%	308,305	308,305	0.0%
Total Expenditures	20,809,611	860,219	2,735,005		6,286,953	6,466,068	
Excess (Deficiency)	\$ (3,238,437)	\$ 304,046	\$ (1,629,184)		\$ (1,718,960)	\$ (1,724,315)	
Wastewater Fund							
Revenues							
User Charges	\$ 12,837,200	\$ 1,069,767	\$ 1,101,795	3.0%	\$ 5,348,835	\$ 5,330,899	-0.3%
Connection Fees	285,000	23,750	23,067	-2.9%	118,750	88,705	-25.3%
ARPA Funding	882,554	-	-	0.0%	441,278	446,609	1.2%
IEPA Loans	11,179,000	2,631,583	2,638,554	0.3%	2,631,583	2,638,554	0.0%
Investment Income	246,103	20,509	46,380	126.1%	102,545	233,000	127.2%
Other Revenues	156,444	8,037	5,174	-35.6%	40,185	31,655	-21.2%
Total Revenues	25,586,301	3,753,646	3,814,970		8,683,176	8,769,422	
Expenditures							
Personnel Services	2,231,106	171,175	128,212	-25.1%	948,078	719,096	-24.2%
Commodities	662,159	55,179	30,193	-45.3%	275,895	181,310	-34.3%
Contractual Services	2,921,967	205,997	153,300	-25.6%	1,142,485	898,781	-21.3%
Other Operating	67,105	5,592	1,758	-68.6%	27,960	56,875	103.4%
Capital	18,917,594	645,967	1,388,183	114.9%	5,090,835	3,995,354	-21.5%
Debt Service	4,481,864	-	-	0.0%	1,802,517	1,803,971	0.1%
Department Allocations	951,110	79,259	79,259	0.0%	396,295	396,295	0.0%
Total Expenditures	30,232,905	1,163,169	1,780,905		9,684,065	8,051,682	
Excess (Deficiency)	\$ (4,646,604)	\$ 2,590,477	\$ 2,034,065		\$ (1,000,889)	\$ 717,740	

City of St. Charles
Monthly Financial Report / Summary
Other Funds Summary

	Current Annual Budget	Current Month			Year-to-Date		
		Budget	Actual	% Variance	Budget	Actual	% Variance
Refuse Fund							
Revenues							
User Charges	\$ 529,750	\$ 44,146	\$ 44,295	0.3%	\$ 220,730	\$ 221,377	0.3%
Other Revenues	21,115	1,760	2,179	23.8%	8,800	10,036	14.0%
Transfers In	105,000	-	-	0.0%	105,000	105,000	0.0%
Total Revenues	655,865	45,906	46,474		334,530	336,413	
Expenditures							
Commodities	4,200	350	-	-100.0%	1,750	3,923	124.2%
Contractual Services	570,800	26,716	20,926	-21.7%	112,514	92,897	-17.4%
Total Expenditures	575,000	27,066	20,926		114,264	96,820	
Excess (Deficiency)	\$ 80,865	\$ 18,840	\$ 25,548		\$ 220,266	\$ 239,593	
TAX INCREMENT FINANCING DISTRICT FUNDS							
TIF 3 - St. Charles Mall Fund							
Revenues	\$ 1,350,700	\$ 350,070	\$ 314,322	-10.2%	\$ 1,000,350	\$ 990,540	-1.0%
Expenditures	799,702	199,132	194,106	-2.5%	799,132	799,132	0.0%
Excess (Deficiency)	\$ 550,998	\$ 150,938	\$ 120,216		\$ 201,218	\$ 191,408	
TIF 4 - Fist St. Development Fund							
Revenues	\$ 424,700	\$ 71,600	\$ 47,527	-33.6%	\$ 283,650	\$ 334,619	18.0%
Expenditures	424,700	-	-	0.0%	281,604	127,050	-54.9%
Excess (Deficiency)	\$ -	\$ 71,600	\$ 47,527		\$ 2,046	\$ 207,569	
TIF 5 - St. Charles Manufacturing Fund							
Revenues	\$ 223,315	\$ 46,050	\$ 67,481	46.5%	\$ 180,290	\$ 217,976	20.9%
Expenditures	223,315	-	-	0.0%	2,325	2,325	0.0%
Excess (Deficiency)	\$ -	\$ 46,050	\$ 67,481		\$ 177,965	\$ 215,651	
TIF 7 - Downtown Fund							
Revenues	\$ 1,226,000	\$ 159,700	\$ 188,339	17.9%	\$ 982,300	\$ 1,047,796	6.7%
Expenditures	593,507	-	-	0.0%	154,554	154,554	0.0%
Excess (Deficiency)	\$ 632,493	\$ 159,700	\$ 188,339		\$ 827,746	\$ 893,242	
MOTOR FUEL TAX FUND							
Motor Fuel Tax Fund							
Revenues	\$ 1,502,512	\$ 125,545	\$ 130,525	4.0%	\$ 627,725	\$ 691,593	10.2%
Expenditures	2,525,000	760,000	582,091	-23.4%	2,525,000	2,082,539	-17.5%
Excess (Deficiency)	\$ (1,022,488)	\$ (634,455)	\$ (451,566)		\$ (1,897,275)	\$ (1,390,946)	

City of St. Charles
Monthly Financial Report / Summary
Other Funds Summary

	Current Annual Budget	Current Month			Year-to-Date		
		Budget	Actual	% Variance	Budget	Actual	% Variance
CAPITAL PROJECT FUNDS							
Capital Projects Fund							
Revenues							
Home Rule Sales Tax	3,667,000	\$ -	\$ -	0.0%	\$ -	\$ -	0.0%
Video Gaming Revenue	360,000	30,000	26,648	-11.2%	150,000	149,463	-0.4%
Transfers In	1,200,000	-	-	0.0%	-	-	0.0%
Other	230,905	24,900	40,347	62.0%	88,800	176,851	99.2%
Total Revenues	\$ 5,457,905	\$ 54,900	\$ 66,995		\$ 238,800	\$ 326,314	
Expenditures							
	7,133,691	550,000	428,124	-22.2%	1,535,000	768,675	-49.9%
Total Expenditures	\$ 7,133,691	\$ 550,000	\$ 428,124		\$ 1,535,000	\$ 768,675	
Excess (Deficiency)	\$ (1,675,786)	\$ (495,100)	\$ (428,124)		\$ (1,535,000)	\$ (768,675)	
Central Downtown (TIF 7) Capital Project Fund							
Revenues	\$ -	\$ -	\$ 2,428	100.0%	\$ -	\$ 11,668	100.0%
Expenditures	5,470	-	-	0.0%	-	-	0.0%
Excess (Deficiency)	\$ (5,470)	\$ -	\$ 2,428		\$ -	\$ 11,668	
Central Downtown (TIF 7) 1st Street Plaza							
Revenues	\$ 587,321	\$ -	\$ 14,314	100.0%	\$ 587,321	\$ 751,756	28.0%
Expenditures	4,483,601	448,360	480,648	7.2%	1,993,441	1,947,055	0.0%
Excess (Deficiency)	\$ (3,896,280)	\$ (448,360)	\$ (466,334)		\$ (1,406,120)	\$ (1,195,299)	
REPLACEMENT FUND							
Equipment Replacement							
Revenues	\$ 441,401	\$ 1,250	\$ 2,827	126.2%	\$ 432,651	\$ 442,913	2.4%
Expenditures	163,225	10,000	4,696	-53.0%	61,625	69,560	12.9%
Excess (Deficiency)	\$ 278,176	\$ (8,750)	\$ (1,869)		\$ 371,026	\$ 373,353	
DEBT SERVICE FUNDS							
Debt Service							
Revenues							
Sales & Use Tax	\$ 1,320,000	\$ 110,000	\$ 178,252	62.0%	\$ 550,000	\$ 714,351	29.9%
Other Revenues	20,000	1,666	11,374	582.7%	8,330	45,066	441.0%
Transfers In	7,448,143	-	-	0.0%	1,202,815	1,202,813	0.0%
Total Revenues	8,788,143	111,666	189,626		1,761,145	1,962,230	
Expenditures							
Debt Service	8,405,544	-	-	0.0%	1,239,015	1,239,013	0.0%
Contractual Services	4,300	-	-	0.0%	-	-	0.0%
Total Expenditures	8,409,844	-	-		1,239,015	1,239,013	
Excess (Deficiency)	\$ 378,299	\$ 111,666	\$ 189,626		\$ 522,130	\$ 723,217	
INTERNAL SERVICE FUNDS							
Inventory							
Revenues	\$ 3,886,555	\$ 323,865	\$ 220,010	-32.1%	\$ 1,619,330	\$ 1,436,095	-11.3%
Expenditures	3,526,860	286,952	206,199	-28.1%	1,467,355	1,319,190	-10.1%
Excess (Deficiency)	\$ 359,695	\$ 36,913	\$ 13,811		\$ 151,975	\$ 116,905	

City of St. Charles
Monthly Financial Report / Summary
Other Funds Summary

	Current Annual Budget	Current Month			Year-to-Date		
		Budget	Actual	% Variance	Budget	Actual	% Variance
Fleet Services							
Revenues	\$ 3,407,160	\$ 117,264	\$ 152,812	30.3%	\$ 2,586,320	\$ 2,696,185	4.2%
Expenditures	2,468,891	357,408	139,316	-61.0%	1,245,039	922,387	-25.9%
Excess (Deficiency)	\$ 938,269	\$ (240,144)	\$ 13,496		\$ 1,341,281	\$ 1,773,798	
Workers Compensation & Liability							
Revenues	\$ 913,685	\$ 13,640	\$ 12,483	-8.5%	\$ 818,200	\$ 819,158	0.1%
Expenditures	949,025	42,640	16,329	-61.7%	463,765	465,490	0.4%
Excess (Deficiency)	\$ (35,340)	\$ (29,000)	\$ (3,846)		\$ 354,435	\$ 353,668	
Communications							
Revenues	\$ 371,393	\$ 2,507	\$ 8,399	235.0%	\$ 126,678	\$ 312,589	146.8%
Expenditures	381,364	25,284	152,681	503.9%	195,953	325,608	66.2%
Excess (Deficiency)	\$ (9,971)	\$ (22,777)	\$ (144,282)		\$ (69,275)	\$ (13,019)	

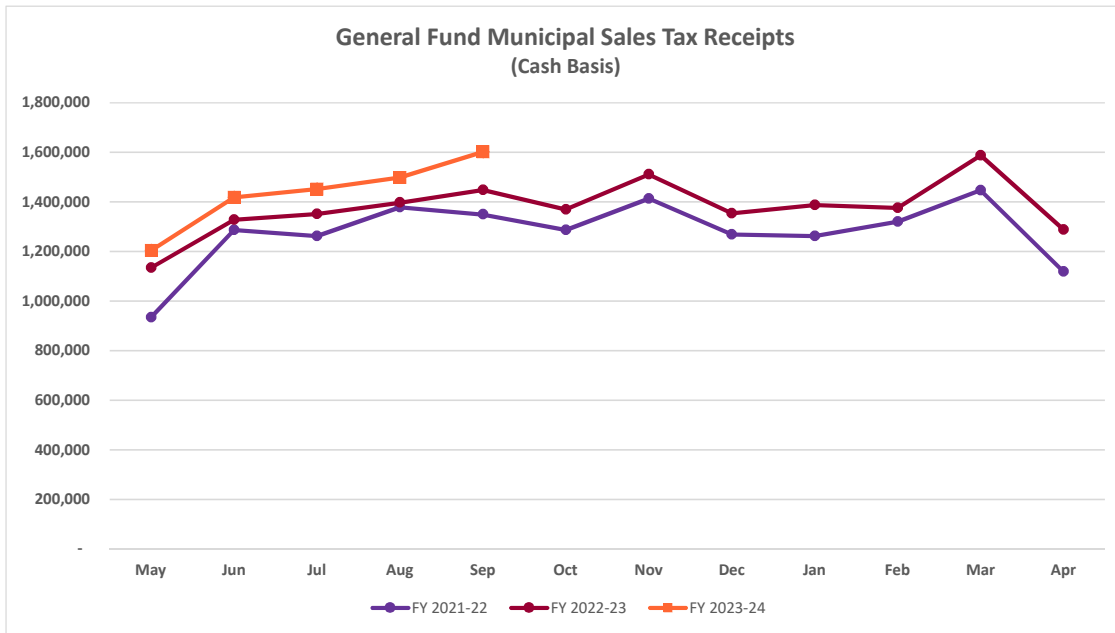
City of St. Charles
Monthly Financial Report / General Fund Revenue
Municipal 1% Sales Tax Revenue

FY 2023-24 Budget:

\$ 17,380,000

Percentage of General Fund Revenues:

28.6%



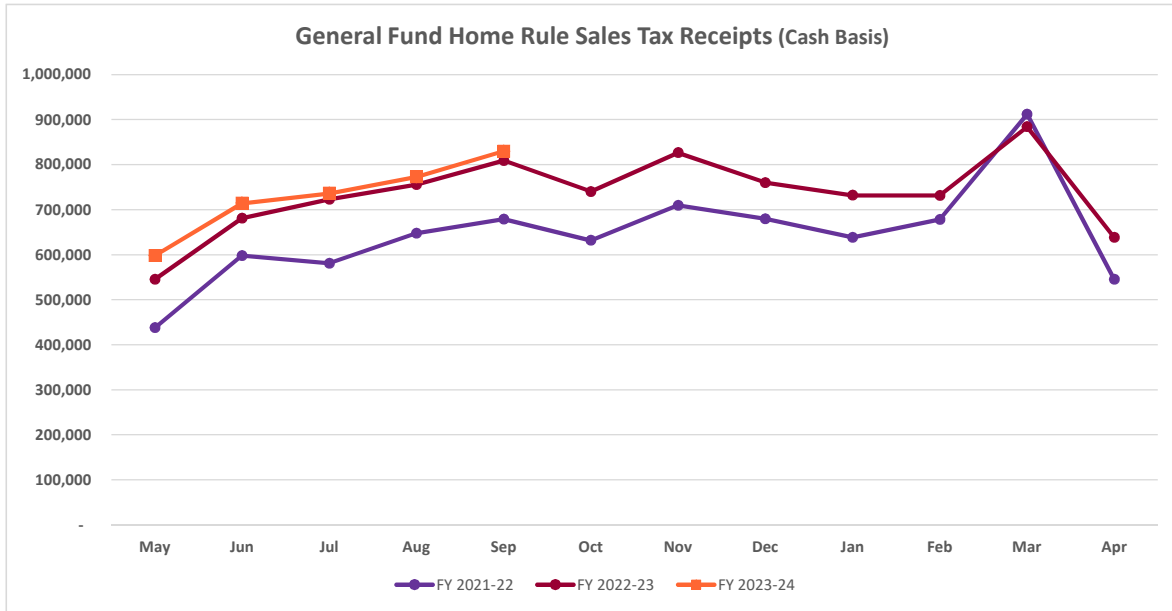
<u>Liability</u>	<u>Disbursement</u>	<u>Actual</u> FY 2021-22	<u>Actual</u> FY 2022-23	<u>Percent</u> <u>Change</u>	<u>Actual</u> FY 2023-24	<u>Percent</u> <u>Change</u>	<u>Budget</u> FY 2023-24	<u>Budget</u> <u>Variance</u>	<u>Percent</u> <u>Variance</u>
February	May	934,336	1,133,874	21.4%	1,203,717	6.2%	1,161,085	42,632	3.7%
March	June	1,287,014	1,327,445	3.1%	1,418,136	6.8%	1,360,923	57,213	4.2%
April	July	1,262,466	1,351,542	7.1%	1,452,005	7.4%	1,351,430	100,575	7.4%
May	August	1,378,540	1,396,924	1.3%	1,498,175	7.2%	1,432,651	65,524	4.6%
June	September	1,349,223	1,447,582	7.3%	1,601,642	10.6%	1,444,041	157,601	10.9%
July	October	1,286,485	1,369,152	6.4%	-	-100.0%	-	-	0.0%
August	November	1,413,533	1,510,600	6.9%	-	-100.0%	-	-	0.0%
September	December	1,268,068	1,354,112	6.8%	-	-100.0%	-	-	0.0%
October	January	1,262,049	1,386,959	9.9%	-	-100.0%	-	-	0.0%
November	February	1,319,971	1,375,770	4.2%	-	-100.0%	-	-	0.0%
December	March	1,446,954	1,587,911	9.7%	-	-100.0%	-	-	0.0%
January	April	1,118,215	1,287,941	15.2%	-	-100.0%	-	-	0.0%
	Total	15,326,854	16,529,812		7,173,675		6,750,130		

Note - The amounts above include the sales tax revenue pledged to pay the principal and interest due on the Series 2016 Senior Lien Limited Sales Tax Revenue Refunding Bonds.

City of St. Charles
Monthly Financial Report / General Fund Revenue
Home Rule 1% Sales Tax Revenue

FY 2023-24 Budget: \$ 9,355,000

Percentage of General Fund Revenues: 15.4%



Liability	Disbursement	Actual	Actual	Percent Change	Actual	Percent Change	Budget	Budget	Percent Variance
		FY 2021-22	FY 2022-23		FY 2023-24		FY 2023-24	Variance	
February	May	437,810	545,244	24.5%	597,974	9.7%	556,634	41,340	7.4%
March	June	597,956	681,414	14.0%	714,443	4.8%	696,705	17,738	2.5%
April	July	580,918	722,991	24.5%	736,280	1.8%	719,163	17,117	2.4%
May	August	647,838	755,994	16.7%	772,924	2.2%	773,422	(498)	-0.1%
June	September	679,307	809,045	19.1%	830,076	2.6%	801,672	28,404	3.5%
July	October	631,922	740,120	17.1%	-	-100.0%	-	-	0.0%
August	November	709,819	826,723	16.5%	-	-100.0%	-	-	0.0%
September	December	680,055	760,256	11.8%	-	-100.0%	-	-	0.0%
October	January	638,791	732,102	14.6%	-	-100.0%	-	-	0.0%
November	February	678,451	731,621	7.8%	-	-100.0%	-	-	0.0%
December	March	912,078	884,170	-3.1%	-	-100.0%	-	-	0.0%
January	April	545,228	638,203	17.1%	-	-100.0%	-	-	0.0%
Total		7,740,173	8,827,883		3,651,697		3,547,596		

Notes:

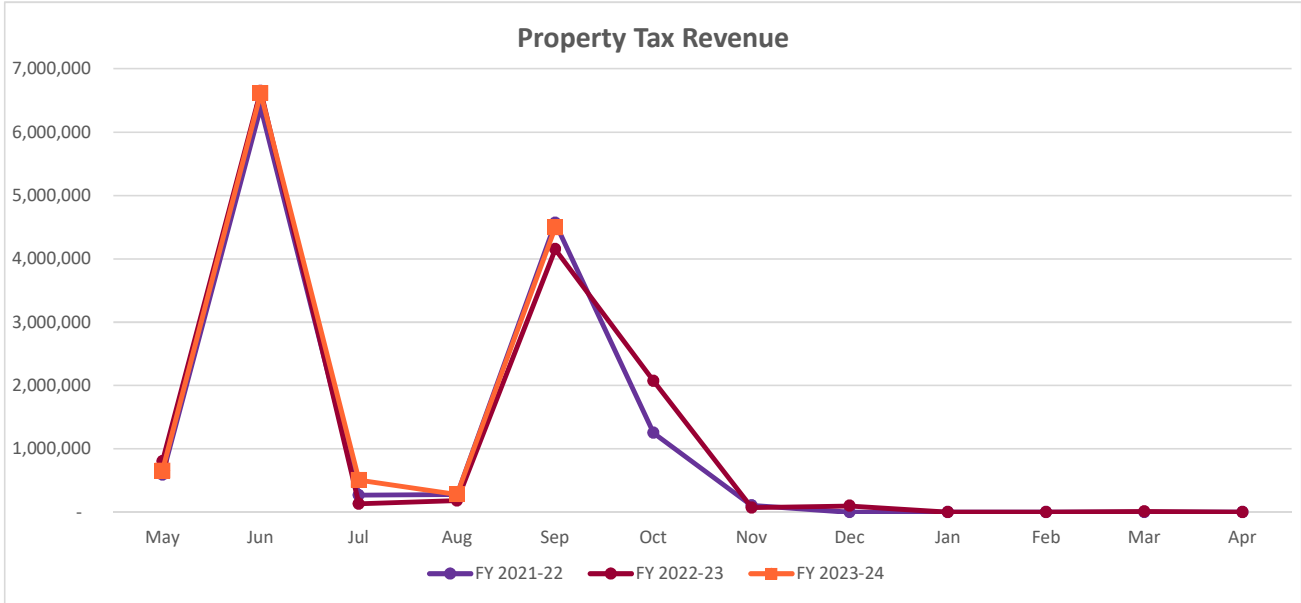
The 1% home rule sales tax revenue is not applicable to sales of food prepared for immediate consumption, drugs and titled vehicles.

The amounts above include the sales tax revenue pledged to pay the principal and interest due on the Series 2016 Senior Lien Limited Sales Tax Revenue Refunding Bonds.

City of St. Charles Monthly Financial Report / General Fund Revenue Property Taxes

FY 2023-24 Budget: \$ 14,621,368

Percentage of General Fund Revenues: 24.1%



<u>Disbursement</u>	<u>Actual FY 2021-22</u>	<u>Actual FY 2022-23</u>	<u>Percent Change</u>	<u>Actual FY 2023-24</u>	<u>Percent Change</u>	<u>Budget FY 2023-24</u>	<u>Budget Variance</u>	<u>Percent Variance</u>
May	589,459	805,400	36.6%	654,988	-18.7%	831,913	(176,925)	-21.3%
June	6,390,064	6,646,309	4.0%	6,611,985	-0.5%	6,669,411	(57,426)	-0.9%
July	266,973	132,928	-50.2%	507,889	282.1%	337,299	170,590	50.6%
August	278,408	183,783	-34.0%	281,190	53.0%	189,498	91,692	48.4%
September	4,564,047	4,148,327	-9.1%	4,494,281	8.3%	4,286,492	207,789	4.8%
October	1,250,673	2,072,622	65.7%	-	-100.0%	-	-	0.0%
November	108,492	72,733	-33.0%	-	-100.0%	-	-	0.0%
December	-	99,240	100.0%	-	100.0%	-	-	0.0%
January	-	-	0.0%	-	0.0%	-	-	0.0%
February	-	-	0.0%	-	0.0%	-	-	0.0%
March	-	11,794	100.0%	-	100.0%	-	-	0.0%
April	-	-	0.0%	-	-	-	-	0.0%
	13,448,116	14,173,136		12,550,333		12,314,613	235,720	

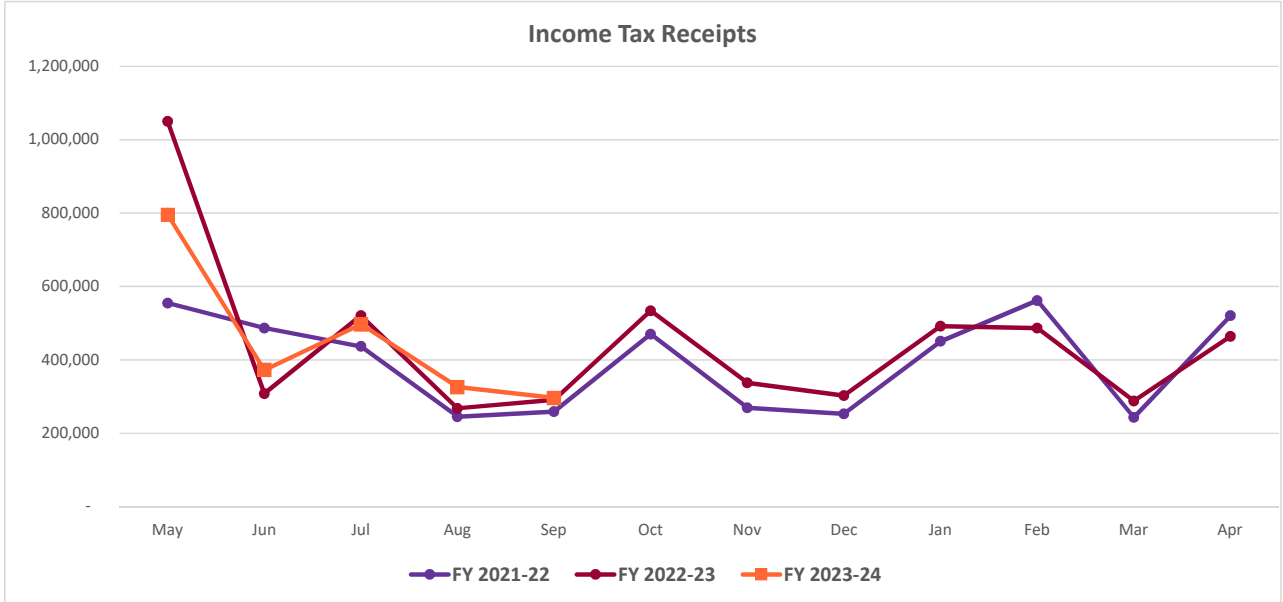
City of St. Charles
Monthly Financial Report / General Fund Revenue
State Shared Income Tax Revenue

FY 2023-24 Budget:

\$ 5,600,000

Percentage of General Fund Revenues:

9.2%

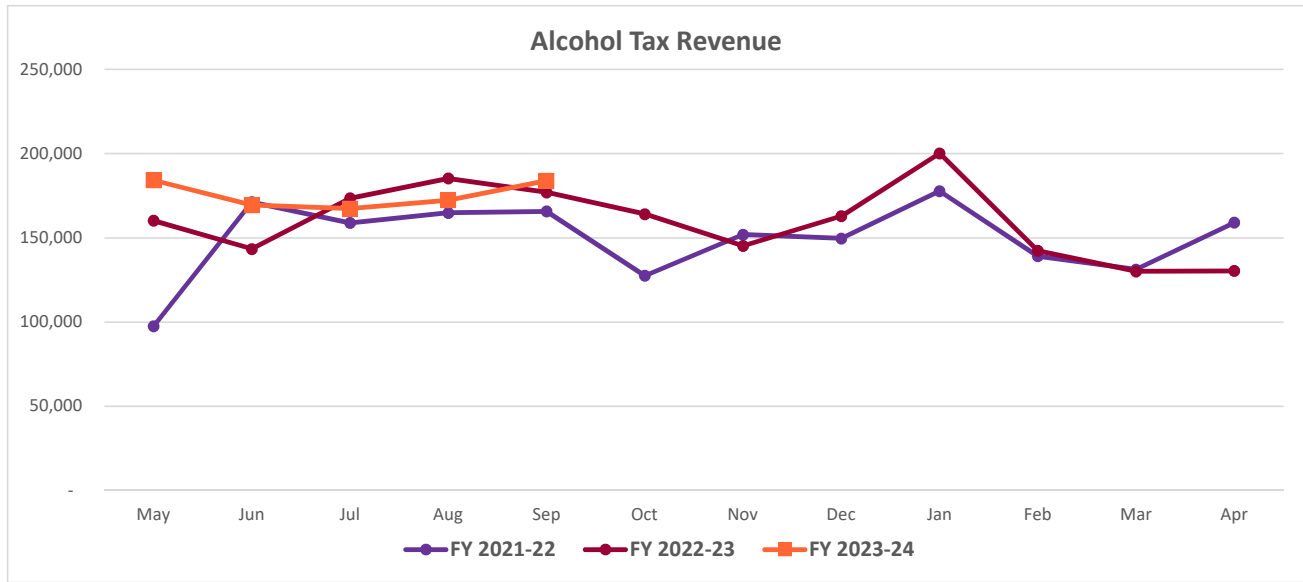


<u>Disbursement</u>	<u>Actual</u> <u>FY 2021-22</u>	<u>Actual</u> <u>FY 2022-23</u>	<u>Percent</u> <u>Change</u>	<u>Actual</u> <u>FY 2023-24</u>	<u>Percent</u> <u>Change</u>	<u>Budget</u> <u>FY 2023-24</u>	<u>Budget</u> <u>Variance</u>	<u>Percent</u> <u>Variance</u>
May	554,856	1,050,063	89.2%	795,772	-24.2%	700,124	95,648	13.7%
June	486,830	308,462	-36.6%	373,143	21.0%	423,168	(50,025)	-11.8%
July	436,730	520,737	19.2%	497,140	-4.5%	545,563	(48,423)	-8.9%
August	245,231	268,209	9.4%	326,739	21.8%	380,996	(54,257)	-14.2%
September	258,977	291,471	12.5%	296,567	1.7%	305,366	(8,799)	-2.9%
October	470,622	533,624	13.4%	-	-100.0%	-	-	0.0%
November	269,787	337,909	25.3%	-	-100.0%	-	-	0.0%
December	253,159	303,185	19.8%	-	-100.0%	-	-	0.0%
January	450,736	492,345	9.2%	-	-100.0%	-	-	0.0%
February	562,026	486,811	-13.4%	-	-100.0%	-	-	0.0%
March	243,606	288,320	18.4%	-	-100.0%	-	-	0.0%
April	520,430	464,039	-10.8%	-	-	-	-	0.0%
	4,752,990	5,345,175		2,289,361		2,355,217	(65,856)	

City of St. Charles
Monthly Financial Report / General Fund Revenue
3% Local Alcohol Tax

FY 2023-24 Budget: \$ 2,150,000

Percentage of General Fund Revenues: 3.5%

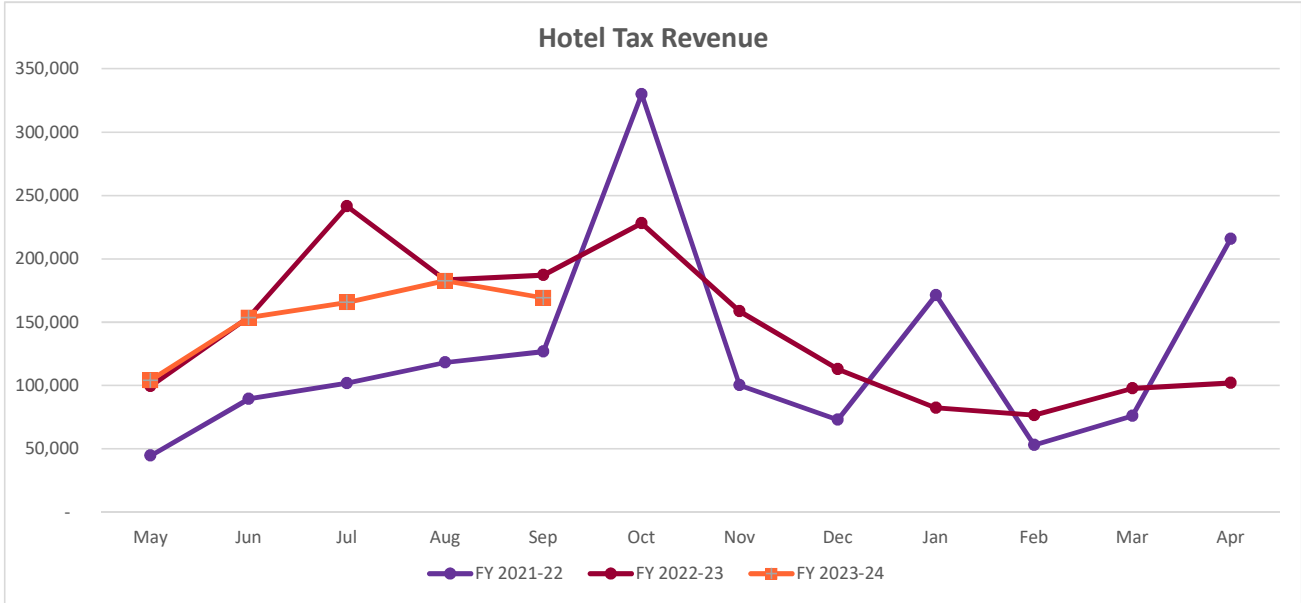


Liability Period	Actual			Actual		Budget		Budget	
	FY 2021-22	FY 2022-23	Percent Change	FY 2023-24	Percent Change	FY 2023-24	Variance	Percent Variance	
May	97,476	160,178	64.3%	184,227	15.0%	179,417	4,810	2.7%	
June	171,217	143,384	-16.3%	169,452	18.2%	160,607	8,845	5.5%	
July	158,935	173,516	9.2%	167,393	-3.5%	194,358	(26,965)	-13.9%	
August	164,869	185,337	12.4%	172,346	-7.0%	207,598	(35,252)	-17.0%	
September	165,718	177,052	6.8%	183,970	3.9%	198,319	(14,349)	-7.2%	
October	127,533	164,086	28.7%	-	-100.0%	-	-	0.0%	
November	151,927	145,258	-4.4%	-	-100.0%	-	-	0.0%	
December	149,687	162,908	8.8%	-	-100.0%	-	-	0.0%	
January	177,763	200,113	12.6%	-	-100.0%	-	-	0.0%	
February	139,110	142,345	2.3%	-	-100.0%	-	-	0.0%	
March	131,264	130,108	-0.9%	-	-100.0%	-	-	0.0%	
April	159,027	130,339	-18.0%	-	-100.0%	-	-	0.0%	
	1,794,526	1,914,624		877,388		940,299	(62,911)		

City of St. Charles Monthly Financial Report / General Fund Revenue 6% Local Hotel Tax

FY 2023-24 Budget: \$ 2,000,000

Percentage of General Fund Revenues: 3.3%

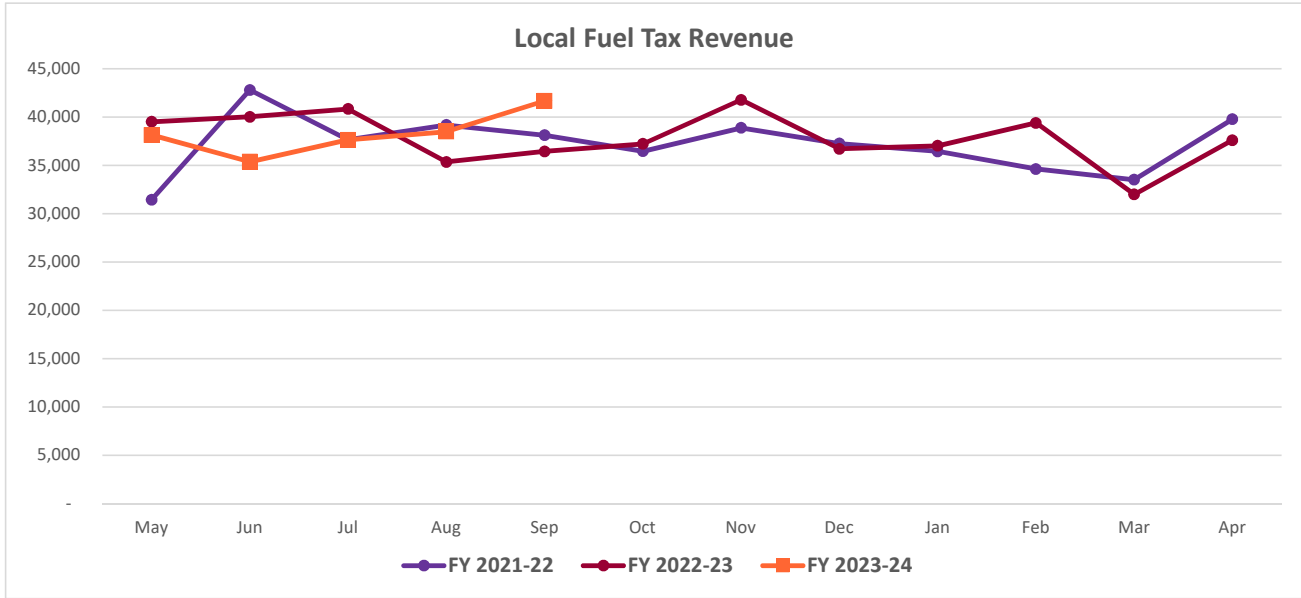


Disbursement	Actual	Actual	Percent Change	Actual	Percent Change	Budget	Budget	Percent Variance
	FY 2021-22	FY 2022-23		FY 2023-24		FY 2023-24	Variance	
May	44,623	99,596	123.2%	104,085	4.5%	115,534	(11,449)	-9.9%
June	89,379	154,015	72.3%	153,539	-0.3%	178,662	(25,123)	-14.1%
July	101,762	241,433	137.3%	165,732	-31.4%	200,069	(34,337)	-17.2%
August	118,152	183,344	55.2%	182,551	-0.4%	212,684	(30,133)	-14.2%
September	126,638	187,037	47.7%	169,256	-9.5%	216,968	(47,712)	-22.0%
October	329,771	227,867	-30.9%	-	-100.0%	-	-	0.0%
November	100,173	158,647	58.4%	-	-100.0%	-	-	0.0%
December	73,070	112,933	54.6%	-	-100.0%	-	-	0.0%
January	171,290	82,301	-52.0%	-	-100.0%	-	-	0.0%
February	53,104	76,543	44.1%	-	-100.0%	-	-	0.0%
March	76,119	97,736	28.4%	-	-100.0%	-	-	0.0%
April	215,684	101,953	-52.7%	-	-100.0%	-	-	0.0%
	1,499,765	1,723,405		775,163		923,917	(148,754)	

City of St. Charles
Monthly Financial Report
\$0.02 Local Fuel Tax Revenue

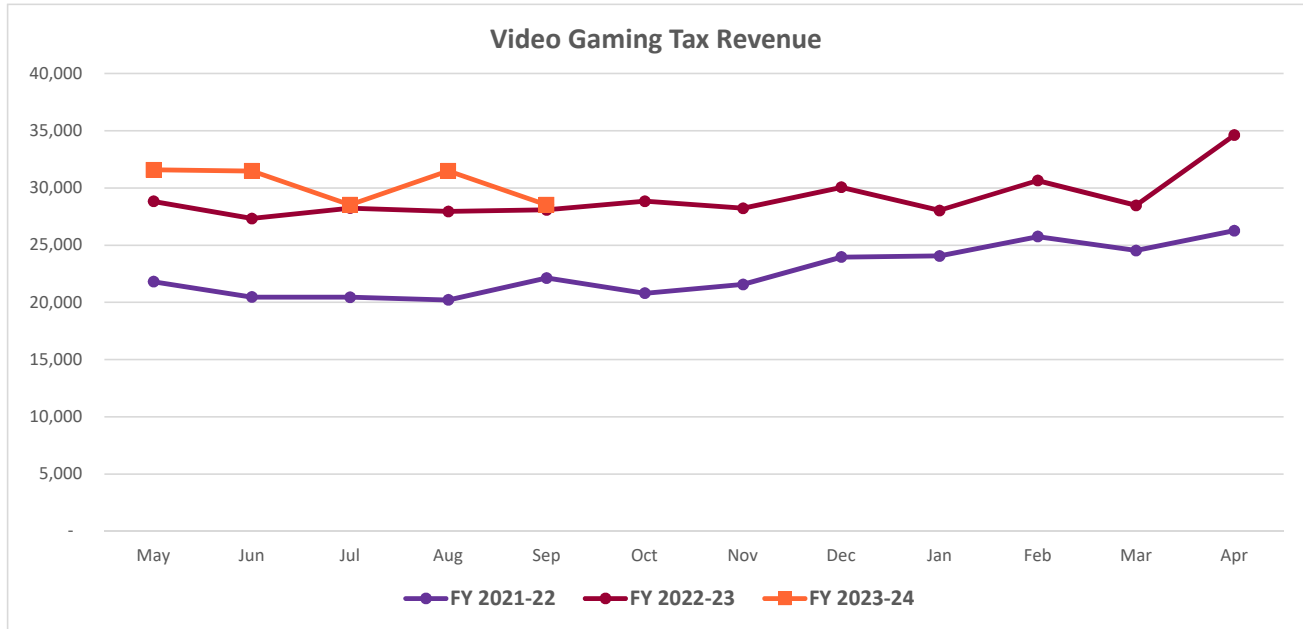
FY 2023-24 Budget: \$ 454,000

Percentage of General Fund Revenues: 0.7%



<u>Liability Period</u>	<u>Actual</u> FY 2021-22	<u>Actual</u> FY 2022-23	<u>Percent</u> <u>Change</u>	<u>Actual</u> FY 2023-24	<u>Percent</u> <u>Change</u>	<u>Budget</u> FY 2023-24	<u>Budget</u> <u>Variance</u>	<u>Percent</u> <u>Variance</u>
May	31,430	39,516	25.7%	38,141	-3.5%	37,833	308	0.8%
June	42,812	40,031	-6.5%	35,369	-11.6%	37,833	(2,464)	-6.5%
July	37,662	40,835	8.4%	37,644	-7.8%	37,833	(189)	-0.5%
August	39,176	35,358	-9.7%	38,486	8.8%	37,833	653	1.7%
September	38,125	36,449	-4.4%	41,665	14.3%	37,833	3,832	10.1%
October	36,471	37,223	2.1%	-	-100.0%	-	-	0.0%
November	38,883	41,784	7.5%	-	-100.0%	-	-	0.0%
December	37,270	36,714	-1.5%	-	-100.0%	-	-	0.0%
January	36,450	37,031	1.6%	-	-100.0%	-	-	0.0%
February	34,627	39,400	13.8%	-	-100.0%	-	-	0.0%
March	33,516	31,992	-4.5%	-	-100.0%	-	-	0.0%
April	39,776	37,611	-5.4%	-	-100.0%	-	-	0.0%
	446,198	453,944		191,305		189,165	2,140	

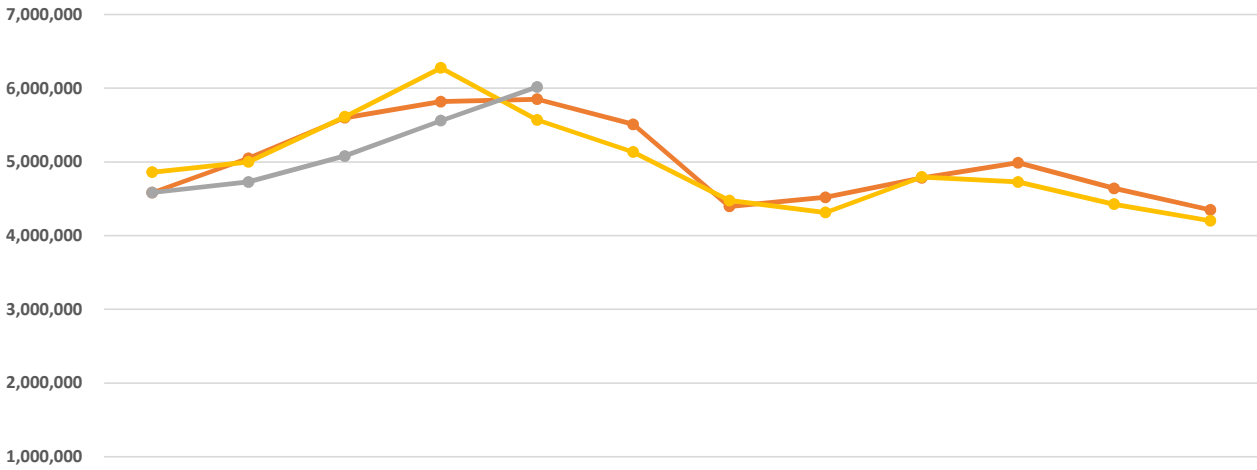
City of St. Charles
Monthly Financial Report
Video Gaming Tax Revenue



<u>Liability Period</u>	<u>Actual</u>			<u>Actual</u>		<u>Budget</u>		<u>Percent Variance</u>
	<u>FY 2021-22</u>	<u>FY 2022-23</u>	<u>Percent Change</u>	<u>FY 2023-24</u>	<u>Percent Change</u>	<u>FY 2023-24</u>	<u>Variance</u>	
May	21,804	28,833	32.2%	31,574	9.5%	30,000	1,574	5.2%
June	20,469	27,327	100.0%	31,481	15.2%	30,000	1,481	4.9%
July	20,450	28,238	100.0%	28,511	1.0%	30,000	(1,489)	-5.0%
August	20,207	27,944	100.0%	31,481	12.7%	30,000	1,481	4.9%
September	22,126	28,086	26.9%	28,511	1.5%	30,000	(1,489)	-5.0%
October	20,806	28,840	38.6%	-	-100.0%	-	-	0.0%
November	21,568	28,223	30.9%	-	-100.0%	-	-	0.0%
December	23,967	30,054	25.4%	-	-100.0%	-	-	0.0%
January	24,060	28,033	16.5%	-	-100.0%	-	-	0.0%
February	25,758	30,640	100.0%	-	-100.0%	-	-	0.0%
March	24,540	28,480	16.1%	-	-100.0%	-	-	0.0%
April	26,270	34,625	31.8%	-	-	-	-	0.0%
	272,025	349,323		151,558		150,000	1,558	

City of St. Charles
Monthly Financial Report / Summary
Electric User Charges and Consumption

Electric Fund User Chargers

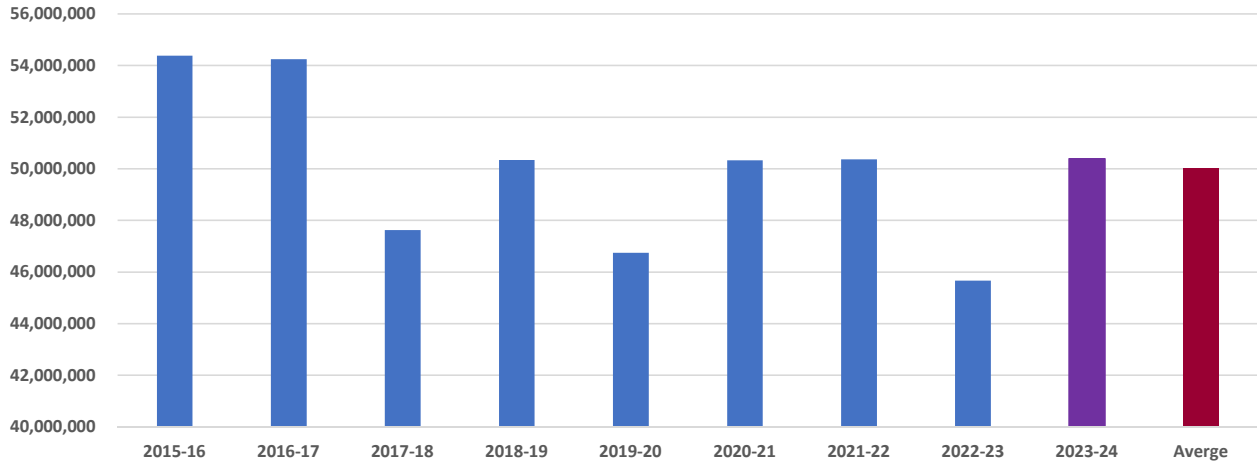


	May	June	July	August	September	October	November	December	January	February	March	April
FY 2021-22	4,583,824	5,049,645	5,599,999	5,818,046	5,850,912	5,510,051	4,396,041	4,520,840	4,782,972	4,988,260	4,640,599	4,351,173
FY 2022-23	4,860,838	5,000,082	5,612,241	6,276,914	5,572,005	5,134,322	4,476,845	4,314,032	4,796,241	4,729,664	4,427,759	4,202,195
FY 2023-24	4,583,430	4,728,820	5,079,857	5,560,163	6,016,229							

● FY 2021-22
 ● FY 2022-23
 ● FY 2023-24

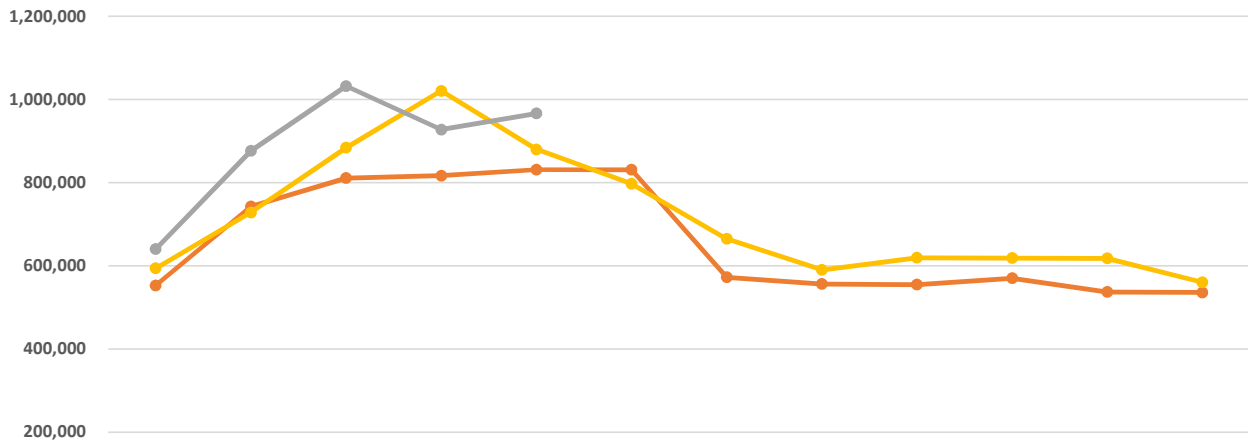
Electric Consumption for Month of: September, 2023

Kilowatt Hours Consumption



City of St. Charles
Monthly Financial Report / Summary
Water Fund User Charges and Consumption

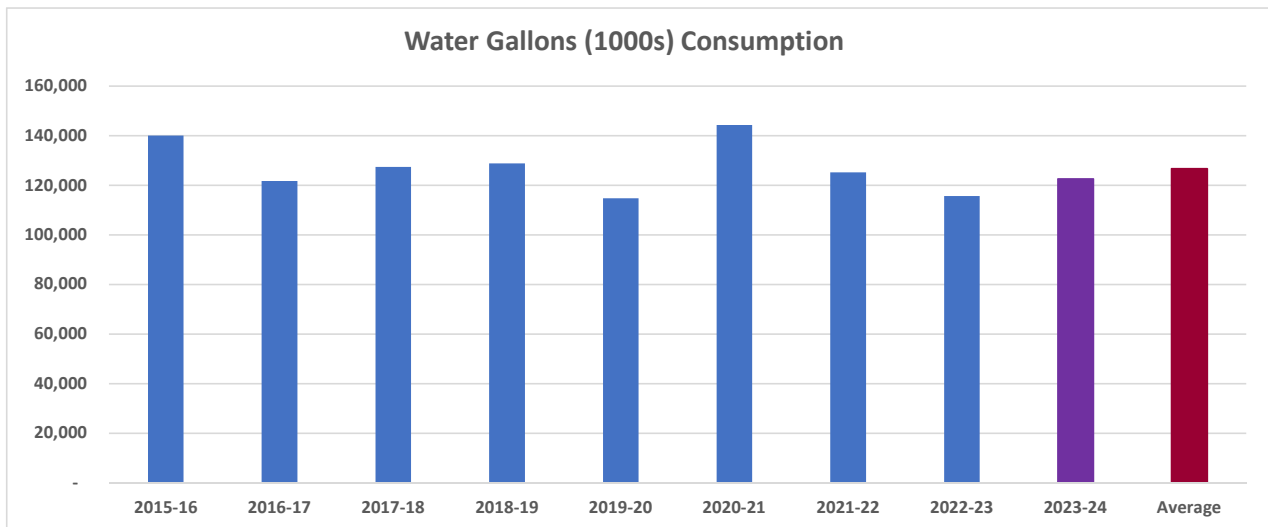
Water Fund User Chargers



	May	June	July	August	September	October	November	December	January	February	March	April
FY 2021-22	552,710	742,556	810,890	816,601	831,091	830,836	572,332	556,269	554,776	569,908	536,874	535,764
FY 2022-23	594,062	728,268	883,972	1,020,700	879,874	796,916	664,876	590,152	619,501	618,401	617,643	560,120
FY 2023-24	640,133	876,401	1,032,289	927,418	966,305							

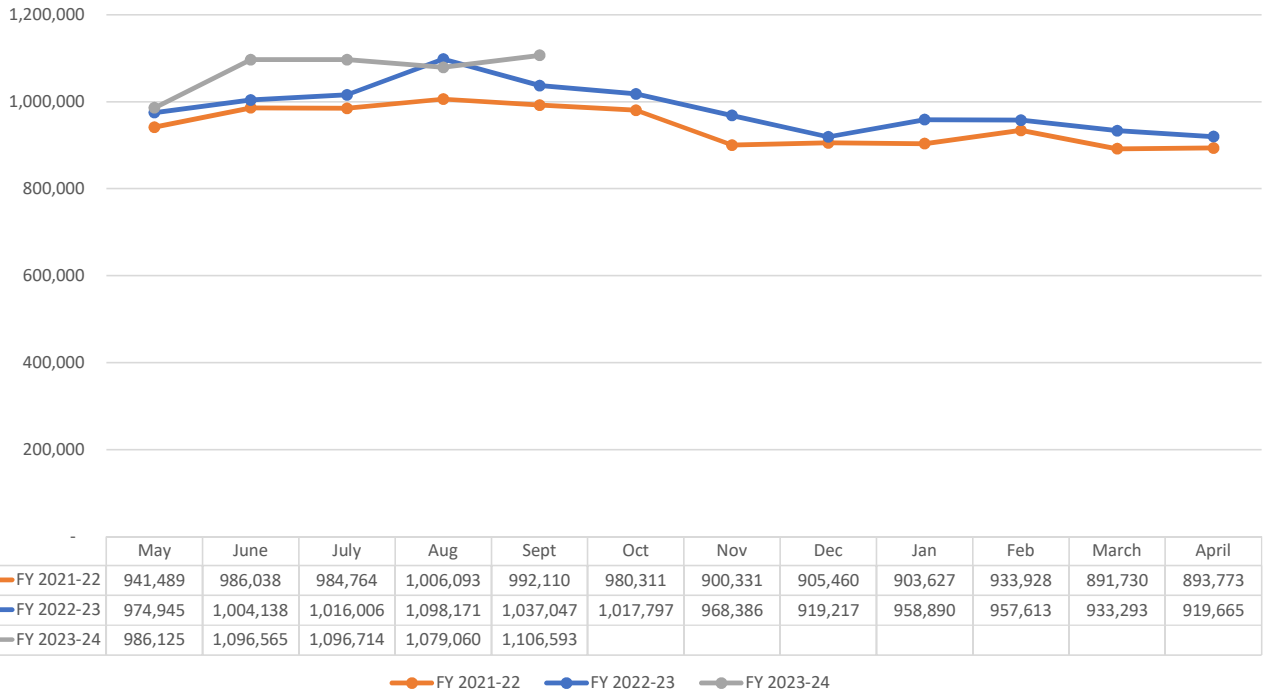
—●— FY 2021-22
 —●— FY 2022-23
 —●— FY 2023-24

Water Consumption for Month of: September, 2023

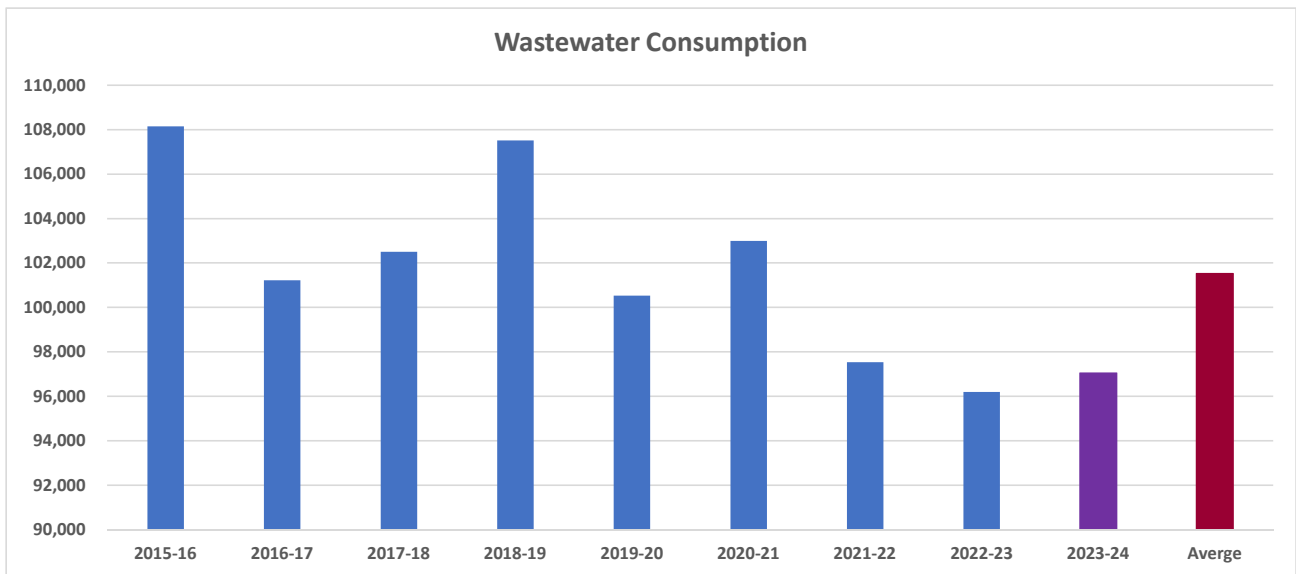


City of St. Charles
Monthly Financial Report / Summary
Wastewater Fund User Charges and Consumption

Wastewater Fund User Chargers



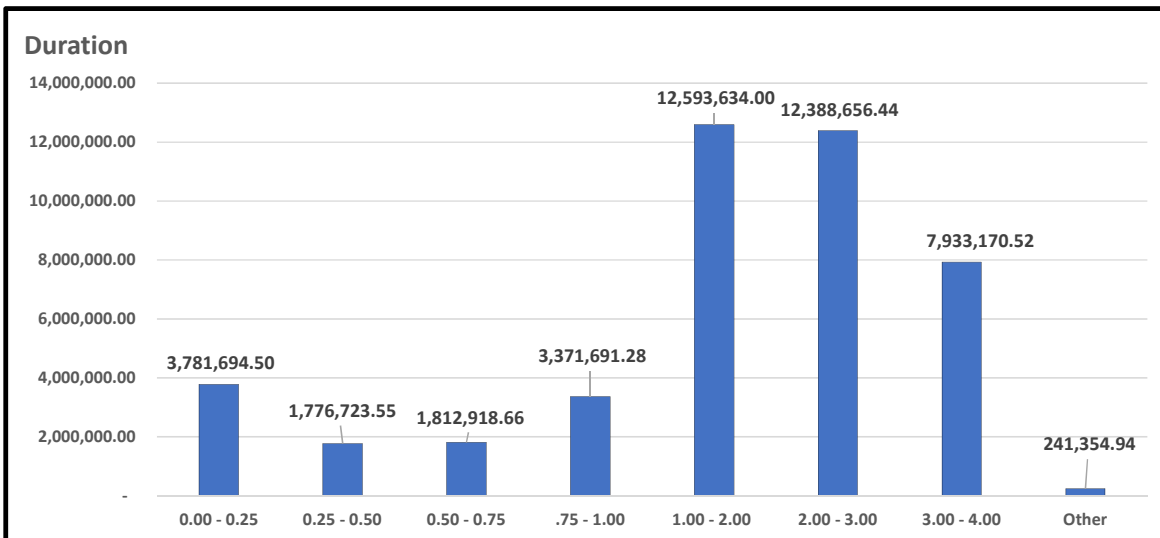
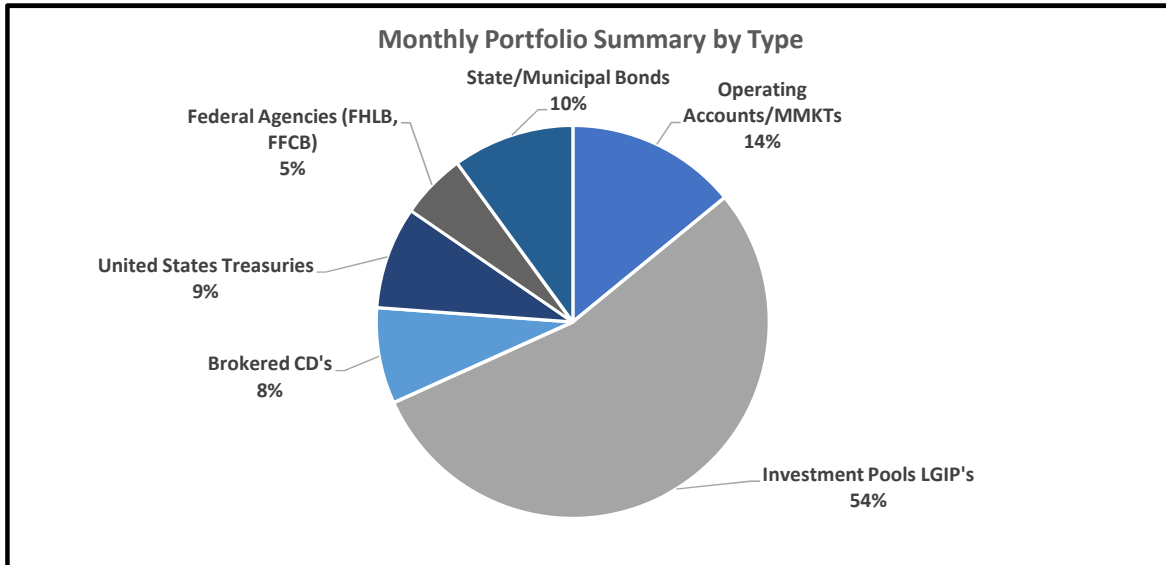
Wastewater Consumption for Month of: September, 2023



City of St. Charles
Monthly Investment Summary
September 30, 2023

Total Portfolio Size:	133,376,713.70			
Fixed Income Portfolio:	42,322,666.75	31.7%	Percent of Total	
Fixed Income Yield:	3.69%		End of Month 6 Month Treasury:	5.53%
Fixed Income Avg Duration:	1.862 Years		Fixed Income Avg Credit Rating:	AA/Aa2/AA

<u>Category</u>	<u>Amount</u>	<u>Percent</u>
Operating Accounts/MMKTs	18,774,916.94	14.1%
Investment Pools LGIP's	72,279,130.01	54.2%
Brokered CD's	10,534,337.30	7.9%
United States Treasuries	11,230,210.50	8.4%
Federal Agencies (FHLB, FFCB)	7,210,109.50	5.4%
State/Municipal Bonds	13,348,009.45	10.0%
	<u>133,376,713.70</u>	-





CITY OF
ST. CHARLES
ILLINOIS • 1834

AGENDA ITEM EXECUTIVE SUMMARY

Agenda Item number:

Title:

Seeking a Motion to Approve the Preliminary Estimate of 2023 Property Tax Levy in the amount of \$24,465,744

Presenter:

Bill Hannah, Director of Finance

Meeting: City Council

Date: November 6, 2023

Proposed Cost: \$-0-

Budgeted Amount: \$ N/A

Not Budgeted:

TIF District: None

Executive Summary (if not budgeted, please explain):

The City is required to prepare a formal, preliminary estimate of its property tax levy each year. This formal estimate provides the basis for the truth in taxation notice. The actual tax levy ordinance will be presented for approval at the December 4, 2023 City Council meeting after the official public hearing is held on that same evening.

The recommended preliminary estimate for the 2023 levy is listed below. This was discussed at the October 16th Government Operations Committee meeting. The operating portion of the recommended levy is 3% more than the 2022 extensions.

	Property		Proposed	2023-2022	
	Tax Extensions	Tax Extensions		Dollar	Percent
<u>General/Other Purposes</u>	<u>2021</u>	<u>2022</u>	<u>Levy 2003</u>	<u>Change</u>	<u>Change</u>
Corporate	2,929,435	2,929,726	2,761,854	(167,872)	-5.73%
Fire Protection	1,865,021	1,866,042	1,867,000	958	0.05%
Police Protection	1,865,021	1,866,042	1,867,000	958	0.05%
Mental Health Board	611,638	635,029	660,000	24,971	3.93%
Total General Purpose	7,271,114	7,296,839	7,155,854	(140,985)	-1.93%
Pension					
Police Pension	3,870,588	4,170,757	4,467,238	296,481	7.11%
Fire Pension	2,580,382	2,719,601	2,989,721	270,120	9.93%
Total Pension	6,450,970	6,890,358	7,456,959	566,601	8.22%
Total	13,722,084	14,187,197	14,612,813	425,616	3.00%

The total amount of principal and interest payments on the City's general obligation debt for the 2023 levy year is \$9,852,931. This is a decrease of 3.1% from the prior year of \$10,165,001. This portion of the tax levy will be abated in its entirety as those principal and interest payments are paid from revenues from the General Fund, TIF funds, Electric Fund, Water Fund or Sewer Funds. When added together the two components for the estimated 2023 levy are as follows:

2023 Property Tax Levy

Operating Levy: \$14,612,813
Bonds/Debt Levy: \$ 9,852,931 (To be abated in its entirety)
TOTAL: \$24,465,744 (Total Official Property Tax Levy Estimate)

Summary

The 2023 estimated levy as presented would result in an increase of about \$24 annually or about \$2 per month for the owner of a home with a fair cash value on the property tax bill of \$300,000. This assumes no change in the assessed value of a home relative to other properties and the City as a whole.

Attachments (please list):

None

Recommendation/Suggested Action (briefly explain):

Seeking a Motion to Approve the Preliminary Estimate of 2023 Property Tax Levy in the amount of \$24,465,744.

MINUTES
THE CITY OF ST. CHARLES
GOVERNMENT OPERATIONS COMMITTEE
ALD. STEVE WEBER, CHAIR
MONDAY, OCTOBER 16, 2023

1. Call to Order

Chairman Weber called the meeting to order at 7:05 pm.

2. Roll Call

Present: Ald. Silkaitis, Ald. Foulkes, Ald. Bongard, Ald. Muenz, Ald. Lencioni,
Ald. Gehm, Ald. Pietryla, Ald. Wirball, Ald. Bessner

Absent: None

3. Administrative - None

4. Omnibus Vote

Items with an asterisk (*) are considered to be routine matters and will be enacted by one motion. There will be no separate discussion on these items unless a council member/citizen so requests, in which event the item will be removed from the consent agenda and considered in normal sequence on the agenda.

Motion by Ald. Bessner, second by Ald. Pietryla to approve the Omnibus item.

Voice Vote: Ayes: Ald. Silkaitis, Ald. Foulkes, Ald. Bongard, Ald. Muenz, Ald. Lencioni, Ald. Gehm, Ald. Pietryla, Ald. Wirball, Ald. Bessner. Nays: None. Absent: None. Ald. Weber did not vote as Chair. **Motion Carried.**

5. Police Department

- a. Recommendation to approve a Proposal for a Class A Liquor License Application for Main Street LLC dba Puffs & Pours, Located at 201/203 W. Main Street, St. Charles.

Acting Police Chief Eric Majewski introduced the item. The business will be named Main Street Liquor. The dba Puffs and Pours will not be used. The Liquor Control Commission passed this item earlier tonight. The applicant also has a liquor license for Shop and Save in Antioch, which is in good standing. The police department recommends approval of this application.

Concerns were raised about the delivery location for this store and DC Majewski will follow up with the applicant to ensure there are no traffic disruptions.

Motion by Ald. Lencioni, second by Ald. Gehm to recommend approval of a Proposal for a Class A1 Liquor License Application for Main Street LLC, Located at 201/203 W. Main Street, St. Charles.

Roll Call Vote: Ayes: Ald. Foulkes, Ald. Bongard, Ald. Muenz, Ald. Lencioni, Ald. Gehm, Ald. Pietryla, Ald. Wirball, Ald. Bessner. Nays: Ald. Silkaitis. Absent: None. Ald. Weber did not vote as Chair. **Motion Carried.**

6. Finance Department

- a. Recommendation to authorize the Finance Director to execute the risk insurance program renewal for the year beginning December 1, 2023 in the amount of \$970,918.

Bill Hannah explained that the Finance Department has spent several months working on this renewal, and is pleased to report that the cost is only 1.7% more than last year. The cyber coverage cost is reduced, and other coverage increased 3.6%. Because of the property coverage challenges over the last few years, this level of increase is a good outcome. There were no changes in the self-insured limits, deductibles, or retentions,

Motion by Ald. Bongard, second by Ald. Wirball to recommend authorization for the Finance Director to execute the risk insurance program renewal for the year beginning December 1, 2023 in the amount of \$970,918.

Roll Call Vote: Ayes: Ald. Silkaitis, Ald. Foulkes, Ald. Bongard, Ald. Muenz, Ald. Lencioni, Ald. Gehm, Ald. Pietryla, Ald. Wirball, Ald. Bessner. Nays: None. Absent: None. Ald. Weber did not vote as Chair. **Motion Carried.**

- b. Recommendation to approve the Preliminary Estimate of the 2023 Property Tax Levy for the City of St. Charles in the Amount of \$ \$24,465,744.

Bill Hannah reminded the committee that this is an estimate, and the actual tax amount will be on a December agenda. Property taxes comprise approximately 23% of the City's general revenue. The City portion of the residents' property tax bill is approximately 10% of the total.

The proposed tax levy estimate breakdown is as follows.

- \$7,155,854 – General Purpose (1.93% decrease vs 2022)
- \$7,456,959 – Police and Fire Pensions (8.22% increase vs 2022)
- \$9,852,931 – Bonds/Debt Levy (principal and interest, to be abated)

This would equate to a proposed 2023 levy of \$24,465,744. After the Bonds/Debt Levy is abated, the total operating amount of the levy would be \$14,612,813, or a

3% increase over the prior year's extension.

According to information from Kane County, the EAV is expected to increase 10% for 2023, and residential EAV is expected to rise 13%.

The City has a goal to reach 100% funding for police and fire pensions by 2040. It is desired to maintain consistent and reliable funding for the pensions, and not to use sources at risk for fluctuations that may result in insufficient funding.

The Mental Health Board levy amount increases to \$660,000, which is almost \$25,000 more than in 2022 and a rate decrease to 3.5% vs 2022's rate of 3.74. This is consistent with the goal of increasing funding for mental health agencies while staying near the 4% total rate. The decrease in tax rate is due to the estimated increase in equalized assessed valuation of approximately 10%.

The City is seeing a reduced need to fund capital projects from general fund monies. Tight labor markets and challenges with recruiting and retention of employees will result in increases in wages and benefits costs. The economic outlook for next year is still positive for consumption-based revenues. The City expects police and fire pension contributions to increase over the next several years. A 3% levy overall increase allows consistent funding, and equates to an annual increase of \$24 for a home valued at \$300,000.

Committee members commented and asked questions. It is appreciated the work that has been done and that the rate increase is low considering the current inflation rates. It was requested to look for new revenue streams to fund pensions, as was done with sales tax increase to fund road improvements.

The General Fund reserve fund level of 46.1% is higher than the required 25% level, and those funds are preferably used for long-term and durable items. One of the reasons for holding higher than required reserve funds is to offset long-term debt and pension liabilities in relation to City's overall fiscal profile. Concerns were raised about the need to approve the property tax levy before the budget is discussed in detail in January. Statutory requirements dictate the timing for approval of the tax levy. Further discussion was had on the City's unfunded pension liabilities and long-term solutions.

Motion by Ald. Lencioni, second by Ald. Bessner to recommend approval of the Preliminary Estimate of the 2023 Property Tax Levy for the City of St. Charles in the Amount of \$ 24,465,744.

Roll Call Vote: Ayes: Ald. Foulkes, Ald. Bongard, Ald. Muenz, Ald. Lencioni, Ald. Gehm, Ald. Bessner. Nays: Ald. Silkaitis, Ald. Pietryla, Ald. Wirball. Absent: None.

Ald. Weber did not vote as Chair. **Motion Carried.**

7. Information Systems

- *a. Recommendation to approve a **Resolution** Authorizing the Approval of a One-year Agreement with the Center for Internet Security for \$27,600.

Motion by Ald. Bessner, second by Ald. Pietryla to recommend approval of a Resolution Authorizing the Approval of a One-year Agreement with the Center for Internet Security for \$27,600.

Roll Call Vote: Ayes: Ald. Silkaitis, Ald. Foulkes, Ald. Bongard, Ald. Muenz, Ald. Lencioni, Ald. Gehm, Ald. Pietryla, Ald. Wirball, Ald. Bessner. Nays: None. Absent: None. Ald. Weber did not vote as Chair. **Motion Carried.**

8. Public Comment - None

9. Additional Items from Mayor, Council or Staff – None

10. Adjournment

Motion by Ald. Wirball, second by Ald. Foulkes to adjourn the meeting at 7:49 pm.

Voice Vote: Ayes: Ald. Silkaitis, Ald. Foulkes, Ald. Bongard, Ald. Muenz, Ald. Lencioni, Ald. Gehm, Ald. Pietryla, Ald. Wirball, Ald. Bessner. Nays: None. Absent: None. Ald. Weber did not vote as Chair. **Motion Carried.**

:sb

**MINUTES
CITY OF ST. CHARLES, IL
GOVERNMENT SERVICES COMMITTEE MEETING
CHAIRPERSON RYAN BONGARD
MONDAY, OCTOBER 23, 2023**

1. CALL TO ORDER AT 7:00 p.m.

2. ROLL CALL

Present: Silkaitis, Foulkes, Bongard, Muenz, Lencioni, Gehm, Pietryla, Wirball, Bessner, Weber

Absent: None

3. ADMINISTRATIVE

4. OMNIBUS VOTE

Items with an asterisk (*) are considered to be routine matters and will be enacted by one motion. There will be no separate discussion on these items unless a council member/citizen so requests, in which event the item will be removed from the consent agenda and considered in normal sequence on the agenda.

Motion by Ald. Muenz, second by Ald. Lencioni to approve Omnibus items.

Roll Call Vote: Ayes: Aldr. Silkaitis; Aldr. Foulkes; Aldr. Muenz; Aldr. Lencioni; Aldr. Gehm; Aldr. Pietryla; Aldr. Wirball; Aldr. Bessner; Aldr. Weber **Nays;** None. Chairperson Bongard did not vote as chair. **Motion Carried.**

5. PUBLIC WORKS DEPARTMENT

A. Presentation of Snow and Ice Removal Program.

Presented by AJ Reineking.

Aldr. Pietryla verified that we do not mark up the salt when we sell to the School District; Mr. Reineking stated that no, we do not. Aldr. Wirball asked who is responsible for shoveling the Main Street sidewalks? Mr. Reineking stated the property owners. Aldr. Wirball asked if that is in the Ordinance and Mr. Reineking stated yes; it would be a Code Enforcement issue.

Aldr. Bessner asked if there is a procedure for residential subdivisions – are the contractors supposed to come out before the plows come through? Is there communication? Mr. Reineking stated there is constant communication so we know who is going to take the lead. Aldr. Bessner asked if it's a long snow event, how many times do the plows come? Mr. Reineking stated it depends on each situation.

Chairman Bongard asked who is responsible for making sure the pathway across from East High School and Wredling is accessible? Mr. Reineking stated the Park District has some, the School District has some and we will clean up after the event. Chairman Bongard stated he reached out to the School District last year and never heard back. Mr. Suhr stated the City of St. Charles is not responsible for that area; we will help out with clean up after the snow event is complete, but it is not our responsibility. Mr. Suhr stated that generally speaking, it is the property owners adjacent to the sidewalks responsibility. The problem in that location is that the backyards have a big wooden fence and the property owners don't think about the sidewalk on the other side of their big wooden fence. The School District doesn't have the staff and we don't either because we are out doing exactly the work that AJ just described to you.

Aldr. Muenz asked who does the pathway to Munhall? Mr. Adesso stated if the City owns the property, the City clears the adjacent sidewalk. There is one Ordinance that requires adjacent property owners to clear the sidewalk and that is in the Downtown area; that is the only Code that requires the sidewalk to be cleared.

Aldr. Bessner stated they had this issue by Horne & 7th St. where people were clearing the sidewalk and piling it up, so there was question as to who was supposed to follow up with that. Mr. Adesso stated there is no code that requires anyone to do that work, but as AJ stated earlier, we will remove those piles when the event is over and our work is done.

Aldr. Muenz asked if we have considered an Ordinance where if your property is near a bus stop then your sidewalk must be cleared? Mr. Adesso stated that conversation has not been had by City Council to his knowledge.

Aldr. Lencioni stated in the Downtown District, anytime we require business owners to shovel, we are telling them they have to shovel City property as well and he has had conversations with business owners where they state the sidewalks are in right-of-way and they ask how they get the City to clear the sidewalk. Mr. Adesso stated in the Downtown District, that is an issue for Code Enforcement because there is a Code that does require them to do that. It does cause confusion when we remove the snow on sidewalks adjacent to City property; we have instructed our staff not to lift the blade and not to stop throwing salt as they travel from one parcel to another. That has caused confusion in the past and I think that is what you are alluding to. We ask people to consider and be aware that is our strategy; however, we could simply instruct our staff to lift the blade and stop salting parcels that aren't City owned. Aldr. Lencioni stated he thinks it makes sense to be helpful, but it would make sense to put out a blanket statement stating our strategy.

***B. Recommendation to approve a Resolution Authorizing an Intergovernmental Agreement with St. Charles Township Regarding Snow/Ice Control.**

Presented by AJ Reineking.

Motion by Ald. Muenz, second by Ald. Lencioni to approve Omnibus Item 5.B.

Roll Call Vote: Ayes: Aldr. Silkaitis; Aldr. Foulkes; Aldr. Muenz; Aldr. Lencioni; Aldr. Gehm; Aldr. Pietryla; Aldr. Wirball; Aldr. Bessner; Aldr. Weber **Nays;** None. Chairperson Bongard did not vote as chair. **Motion Carried.**

***C. Recommendation to Approve a Resolution Authorizing an Intergovernmental Agreement with St. Charles School District 303 Regarding Snow/Ice Control Materials.**

Presented by AJ Reineking.

Motion by Ald. Muenz, second by Ald. Lencioni to approve Omnibus Item 5.C.

Roll Call Vote: Ayes: Aldr. Silkaitis; Aldr. Foulkes; Aldr. Muenz; Aldr. Lencioni; Aldr. Gehm; Aldr. Pietryla; Aldr. Wirball; Aldr. Bessner; Aldr. Weber **Nays;** None. Chairperson Bongard did not vote as chair. **Motion Carried.**

D. Recommendation to Approve a Resolution Awarding the Bid for Fire Station Facility Improvements.

Presented by AJ Reineking.

Aldr. Pietryla stated he supports this, but asked Finance Director Hannah for quarterly reports on surplus savings; Mr. Hannah stated yes, we can do that.

Aldr. Wirball seconded Aldr. Pietryla's comment and stated he would like to dig in deeper at the retreat this winter.

Aldr. Lencioni asked if we are having the same work done in two buildings, why one is more expensive than the other? Mr. Reineking stated if the projects run over, they are holding their price. Aldr. Lencioni then stated he saw a line item for cabinet removal, but no replacements, why is that? Mr. Reineking stated we already own the cabinets and we will get them installed.

Aldr. Foulkes asked if there was a comprehensive plan to update our other facilities before they are 40 years old? Mr. Reineking stated yes, we do. The fire stations are unique because they are always occupied.

Motion by Ald. Lencioni, second by Ald. Pietryla to approve Item 5.D.

Roll Call Vote: Ayes: Aldr. Silkaitis; Aldr. Foulkes; Aldr. Muenz; Aldr. Lencioni; Aldr. Gehm; Aldr. Pietryla; Aldr. Wirball; Aldr. Bessner; Aldr. Weber **Nays;** None. Chairperson Bongard did not vote as chair. **Motion Carried.**

E. Recommendation to Approve a Resolution Authorizing a Contract with RJ O’Neil, Inc. for Rooftop Air Handler Replacements at City Hall and Century Station.

Presented by AJ Reineking.

Aldr. Weber asked if this was for everything, including removal of old units? Mr. Reineking stated yes.

Aldr. Wirball asked if the price was locked in, if this went beyond 32 weeks? Mr. Reineking stated yes.

Motion by Ald. Pietryla, second by Ald. Gehm to approve Item 5.E.

Roll Call Vote: Ayes: Aldr. Silkaitis; Aldr. Foulkes; Aldr. Muenz; Aldr. Lencioni; Aldr. Gehm; Aldr. Pietryla; Aldr. Wirball; Aldr. Bessner; Aldr. Weber **Nays;** None. Chairperson Bongard did not vote as chair. **Motion Carried.**

6. PUBLIC COMMENT

None.

7. ADDITIONAL ITEMS FROM MAYOR, COUNCIL, STAFF OR CITIZENS

Aldr. Wirball stated he received a question from constituents near the former Blue Goose complaining about boxes behind the building; paper and cardboard is flying around. This is the third request to get it cleaned up; what do we have to do? Mr. Conley stated we filed a notice of violation with the owner today.

Chairman Bongard stated he would like to have an offline conversation regarding security at First Street. Mr. Suhr acknowledged and stated a conversation could be had. Aldr. Foulkes stated he agreed that security is needed since this is such a big investment for us. Aldr. Bessner stated it could be discussed at their meeting in December as well.

8. EXECUTIVE SESSION

None.

9. MOTION TO ADJOURN GOVERNMENT SERVICES COMMITTEE MEETING

Motion by Ald. Bessner, second by Ald. Pietryla to adjourn the meeting at 7:40 pm.

Roll Call Vote: Ayes: Aldr. Silkaitis; Aldr. Foulkes; Aldr. Muenz; Aldr. Lencioni; Aldr. Gehm; Aldr. Pietryla; Aldr. Wirball; Aldr. Bessner; Aldr. Weber **Nays:** None. Chairperson Bongard did not vote as chair. **Motion Carried.**

:kd