

**AGENDA**  
**ST. CHARLES CITY COUNCIL MEETING**  
**LORA A. VITEK, MAYOR**

**MONDAY, AUGUST 21, 2023 – 7:00 P.M.**  
**CITY COUNCIL CHAMBERS**  
**2 E. MAIN STREET**

- 1. Call to Order.**
- 2. Roll Call.**
- 3. Invocation.**
- 4. Pledge of Allegiance.**
- 5. Presentations**
- 6. Omnibus Vote. Items with an asterisk (\*) are considered to be routine matters and will be enacted by one motion. There will be no separate discussion on these items unless a council member/citizen so requests, in which event the item will be removed from the consent agenda and considered in normal sequence on the agenda.**
- \*7. Motion to accept and place on file minutes of the regular City Council meeting held August 7, 2023.**
- \*8. Motion to approve and authorize issuance of vouchers from the Expenditure Approval List for the period of 7/24/2023 – 8/6/2023 in the amount of \$2,472,628.16.**
- \*9. Motion to approve and place on file the Treasurer and Finance Report for period ending July 31, 2023.**

**I. Old Business**

- A. None**

**II. New Business**

- A. None**

### III. Committee Reports

#### A. Government Operations

- \*1. Motion to approve Parking Lot and Street Closures from Thursday, October 5 through Monday, October 9, 2023, for the Annual Scarecrow Weekend.
- \*2. Motion to accept and place on file minutes of the August 7, 2023, Government Operations Committee meeting.

#### B. Government Services

None

#### C. Planning and Development

- \*1. Motion to accept and place on file Plan Commission Resolution No. 05-2023 A Resolution Recommending Approval of an Application for Special Use to construct a Communication Tower for Verizon Cell Tower, 4050 E. Main St. (DRA Properties, LLC)
- 2. Motion to approve An **Ordinance** Granting Approval of a Special Use for a Cellular Communication Tower (4050 E Main St. – DRA Properties, LLC).
- \*3. Motion to accept and place on file Historic Preservation Commission Resolution No. 6-2023 A Resolution Recommending Approval of a Façade Improvement Grant Application (8 Indiana St.)
- 4. Motion to approve A **Resolution** Authorizing the Mayor and City Council to Execute a Façade Improvement Agreement between the City of St. Charles and Preservation Partners of the Fox (8 Indiana St.- Preservation Partners).
- \*5. Motion to accept and place on file Historic Preservation Commission Resolution No. 7-2023 A Resolution Recommending Approval of a Façade Improvement Grant Application (11 E. Main St.)
- 6. Motion to approve A **Resolution** Authorizing the Mayor and City Council to Execute a Façade Improvement Agreement between the City of St. Charles and Douglas Kimber (11 E Main St.)
- \*7. Motion to accept and place on file Historic Preservation Commission Resolution No. 5-2023 A Resolution Recommending Approval of a Façade Improvement Grant Application (411 Prairie St.)
- \*8. Motion to approve A **Resolution** Authorizing the Mayor and City Council to Execute a Façade Improvement Agreement between the City of St. Charles and Susan Olson (411 Prairie St.)

9. Motion to approve an **Ordinance** Granting Approval of a Plat of Dedication to IDOT for Pride of Kane County.
- \*10. Motion to Approve and Execute an Acceptance Resolution for Public Streets for Public Utility (Watermain) for McGrath Honda – 4075 E. Main St.
- \*11. Motion to approve An **Ordinance** Granting Approval of a Plat of Easement for Lot 4 of Pine Ridge Park Phase 1 (Kiddie Academy, 2651 Woodward Dr.)
- \*12. Motion to accept and place on file minutes of the August 14, 2023 Planning & Development Committee Meeting.

**9. Public Comment**

**10. Additional Items from Mayor, Council or Staff**

**11. Executive Session**

- Personnel – 5 ILCS 120/2(c)(1)
- Pending, Probable or Imminent Litigation – 5 ILCS 120/2(c)(11)
- Property Acquisition – 5 ILCS 120/2(c)(5)
- Collective Bargaining – 5 ILCS 120/2(c)(2)
- Review of Executive Session Minutes – 5 ILCS 120/2(c)(21)

**12. Adjournment**

***ADA Compliance***

Any individual with a disability requesting a reasonable accommodation in order to participate in a public meeting should contact the ADA Coordinator, Jennifer McMahan, at least 48 hours in advance of the scheduled meeting. The ADA Coordinator can be reached in person at 2 East Main Street, St. Charles, IL, via telephone at (630) 377 4446 or 800 526 0844 (TDD), or via e-mail at [jmcmahan@stcharlesil.gov](mailto:jmcmahan@stcharlesil.gov). Every effort will be made to allow for meeting participation. Notices of this meeting were posted consistent with the requirements of 5 ILCS 120/1 et seq. (Open Meetings Act).

**MINUTES**  
**ST. CHARLES CITY COUNCIL MEETING**  
**LORA A. VITEK, MAYOR**  
**MONDAY, AUGUST 7, 2023 – 7:00 P.M.**  
**CITY COUNCIL CHAMBERS**  
**2 E. MAIN STREET**

**1. Call to Order.**

The meeting was called to order by Mayor Vitek at 7:00 pm.

**2. Roll Call.**

**Present:** Ald. Silkaitis, Ald. Foulkes, Ald. Bongard, Ald. Muenz, Ald. Lencioni,  
Ald. Gehm, Ald. Pietryla, Ald. Wirball, Ald. Bessner, Ald. Weber

**Absent:** None

**3. Invocation - Ald. Pietryla**

**4. Pledge of Allegiance.**

**5. Presentations**

**6. Motion by Ald. Bessner second by Ald. Gehm to approve the Omnibus Vote.**

Items with an asterisk (\*) are considered to be routine matters and will be enacted by one motion. There will be no separate discussion on these items unless a council member/citizen so requests, in which event the item will be removed from the consent agenda and considered in normal sequence on the agenda.

**Roll Call Vote:** Ayes: Ald. Silkaitis, Ald. Foulkes, Ald. Bongard, Ald. Muenz, Ald. Lencioni, Ald. Gehm, Ald. Pietryla, Ald. Wirball, Ald. Bessner, Ald. Weber; Nays: None.

Motion Carried

**\*7. Motion by Ald. Bessner second by Ald. Gehm to accept and place on file minutes of the regular City Council meeting held July 17, 2023.**

**Roll Call Vote:** Ayes: Ald. Silkaitis, Ald. Foulkes, Ald. Bongard, Ald. Muenz, Ald. Lencioni, Ald. Gehm, Ald. Pietryla, Ald. Wirball, Ald. Bessner, Ald. Weber; Nays: None.

Motion Carried

**\*8. Motion by Ald. Bessner second by Ald. Gehm to accept and place on file minutes of the Special City Council meeting held June 5, 2023.**

**Roll Call Vote:** Ayes: Ald. Silkaitis, Ald. Foulkes, Ald. Bongard, Ald. Muenz, Ald. Lencioni, Ald. Gehm, Ald. Pietryla, Ald. Wirball, Ald. Bessner, Ald. Weber; Nays: None.

Motion Carried

**\*9. Motion by Ald. Bessner second by Ald. Gehm to approve and hold minutes of the June 5, 2023 City Council Executive Session.**

**Roll Call Vote:** Ayes: Ald. Silkaitis, Ald. Foulkes, Ald. Bongard, Ald. Muenz, Ald. Lencioni, Ald. Gehm, Ald. Pietryla, Ald. Wirball, Ald. Bessner, Ald. Weber; Nays: None.  
Motion Carried

- \*10. Motion by Ald. Bessner second by Ald. Gehm to approve and hold minutes of the July 17, 2023 Government Operations Committee Executive Session.**

**Roll Call Vote:** Ayes: Ald. Silkaitis, Ald. Foulkes, Ald. Bongard, Ald. Muenz, Ald. Lencioni, Ald. Gehm, Ald. Pietryla, Ald. Wirball, Ald. Bessner, Ald. Weber; Nays: None.  
Motion Carried

- \*11. Motion by Ald. Bessner second by Ald. Gehm to approve and authorize issuance of vouchers from the Expenditure Approval List for the period of 7/10/2023 – 7/23/2023 in the amount of \$6,537,532.84.**

**Roll Call Vote:** Ayes: Ald. Silkaitis, Ald. Foulkes, Ald. Bongard, Ald. Muenz, Ald. Lencioni, Ald. Gehm, Ald. Pietryla, Ald. Wirball, Ald. Bessner, Ald. Weber; Nays: None.  
Motion Carried

- \*12. Motion by Ald. Bessner second by Ald. Gehm to approve and place on file the Treasurer and Finance Report for period ending June 30, 2023.**

**Roll Call Vote:** Ayes: Ald. Silkaitis, Ald. Foulkes, Ald. Bongard, Ald. Muenz, Ald. Lencioni, Ald. Gehm, Ald. Pietryla, Ald. Wirball, Ald. Bessner, Ald. Weber; Nays: None.  
Motion Carried

## I. Old Business

- A. None

## II. New Business

- A. None

## III. Committee Reports

### A. Government Operations

- \*1. Motion by Ald. Bessner second by Ald. Gehm to approve a Proposal for an E1 Liquor License Application for Alter Brewing & Kitchen as part of the Chicagoland Tour De Cure taking place in Pottawatomie Park on August 12, 2023.**

**Roll Call Vote:** Ayes: Ald. Silkaitis, Ald. Foulkes, Ald. Bongard, Ald. Muenz, Ald. Lencioni, Ald. Gehm, Ald. Pietryla, Ald. Wirball, Ald. Bessner, Ald. Weber; Nays: None.  
Motion Carried

- \*2. Motion by Ald. Bessner second by Ald. Gehm to approve a Proposal for a New Class E-1 Temporary Liquor License and Road Closure for St. Patrick's Church for September 9, 2023.  
**Roll Call Vote:** Ayes: Ald. Silkaitis, Ald. Foulkes, Ald. Bongard, Ald. Muenz, Ald. Lencioni, Ald. Gehm, Ald. Pietryla, Ald. Wirball, Ald. Bessner, Ald. Weber; Nays: None.  
Motion Carried
- \*3. Motion by Ald. Bessner second by Ald. Gehm to approve a **Resolution 2023-80** to Execute a School Resource Officer Agreement with Community Unit School District 303 for School Years 2023-2026.  
**Roll Call Vote:** Ayes: Ald. Silkaitis, Ald. Foulkes, Ald. Bongard, Ald. Muenz, Ald. Lencioni, Ald. Gehm, Ald. Pietryla, Ald. Wirball, Ald. Bessner, Ald. Weber; Nays: None.  
Motion Carried
- \*4. Motion by Ald. Bessner second by Ald. Gehm to accept and place on file minutes of the July 17, 2023, Government Operations Committee meeting.  
**Roll Call Vote:** Ayes: Ald. Silkaitis, Ald. Foulkes, Ald. Bongard, Ald. Muenz, Ald. Lencioni, Ald. Gehm, Ald. Pietryla, Ald. Wirball, Ald. Bessner, Ald. Weber; Nays: None.  
Motion Carried

**B. Government Services**

- \*1. Motion by Ald. Bessner second by Ald. Gehm to approve a **Resolution 2023-81** to Authorize Issuing Purchase Orders to Badger Meter, Inc. for Badger Beacon Mobile and Cellular Water Meter Reading Software and Equipment.  
**Roll Call Vote:** Ayes: Ald. Silkaitis, Ald. Foulkes, Ald. Bongard, Ald. Muenz, Ald. Lencioni, Ald. Gehm, Ald. Pietryla, Ald. Wirball, Ald. Bessner, Ald. Weber; Nays: None.  
Motion Carried
- \*2. Motion by Ald. Bessner second by Ald. Gehm to approve a **Resolution 2023-82** Awarding the Bid for 3-Year Contract for Tree Pruning and Removal Services.  
**Roll Call Vote:** Ayes: Ald. Silkaitis, Ald. Foulkes, Ald. Bongard, Ald. Muenz, Ald. Lencioni, Ald. Gehm, Ald. Pietryla, Ald. Wirball, Ald. Bessner, Ald. Weber; Nays: None.  
Motion Carried
- \*3. Motion by Ald. Bessner second by Ald. Gehm to approve a **Resolution 2023-83** Awarding the Bid for Roof Replacements at the Public Works Facility and Water Well 9.  
**Roll Call Vote:** Ayes: Ald. Silkaitis, Ald. Foulkes, Ald. Bongard, Ald. Muenz, Ald. Lencioni, Ald. Gehm, Ald. Pietryla, Ald. Wirball, Ald. Bessner, Ald. Weber; Nays: None.  
Motion Carried
- \*4. Motion by Ald. Bessner second by Ald. Gehm to waive the Formal Bid Procedure and approve a **Resolution 2023-84** Authorizing a Contract with Arcon Associates for Construction Engineering Services for Public Works and Water Well 9 Roof Replacements.

**Roll Call Vote:** Ayes: Ald. Silkaitis, Ald. Foulkes, Ald. Bongard, Ald. Muenz, Ald. Lencioni, Ald. Gehm, Ald. Pietryla, Ald. Wirball, Ald. Bessner, Ald. Weber; Nays: None.  
Motion Carried

- \*5. Motion by Ald. Bessner second by Ald. Gehm to waive the Formal Bid Procedure and approve a **Resolution 2023-85** Authorizing a Purchase Order with Cooper Construction for the replacement of a Window Bank at City Hall.  
**Roll Call Vote:** Ayes: Ald. Silkaitis, Ald. Foulkes, Ald. Bongard, Ald. Muenz, Ald. Lencioni, Ald. Gehm, Ald. Pietryla, Ald. Wirball, Ald. Bessner, Ald. Weber; Nays: None.  
Motion Carried
- \*6. Motion by Ald. Bessner second by Ald. Gehm to approve a **Resolution 2023-86** Awarding the Bid for a Wastewater Boiler By-Pass.  
**Roll Call Vote:** Ayes: Ald. Silkaitis, Ald. Foulkes, Ald. Bongard, Ald. Muenz, Ald. Lencioni, Ald. Gehm, Ald. Pietryla, Ald. Wirball, Ald. Bessner, Ald. Weber; Nays: None.  
Motion Carried
- \*7. Motion by Ald. Bessner second by Ald. Gehm to waive the Formal Bid Procedure and approve a **Resolution 2023-87** to Award the Purchase of the Primary Clarifier Repair Parts.  
**Roll Call Vote:** Ayes: Ald. Silkaitis, Ald. Foulkes, Ald. Bongard, Ald. Muenz, Ald. Lencioni, Ald. Gehm, Ald. Pietryla, Ald. Wirball, Ald. Bessner, Ald. Weber; Nays: None.  
Motion Carried
- \*8. Motion by Ald. Bessner second by Ald. Gehm to waive the Formal Bid Procedure and approve a **Resolution 2023-88** Authorizing a Contract with FGM Architects for Architectural Professional Services for the Council Chambers Interior Renovation Project.  
**Roll Call Vote:** Ayes: Ald. Silkaitis, Ald. Foulkes, Ald. Bongard, Ald. Muenz, Ald. Lencioni, Ald. Gehm, Ald. Pietryla, Ald. Wirball, Ald. Bessner, Ald. Weber; Nays: None.  
Motion Carried
- \*9. Motion by Ald. Bessner second by Ald. Gehm to approve a **Resolution 2023-89** Awarding the Bid for the South 4th Street Water Main Improvements Project.  
**Roll Call Vote:** Ayes: Ald. Silkaitis, Ald. Foulkes, Ald. Bongard, Ald. Muenz, Ald. Lencioni, Ald. Gehm, Ald. Pietryla, Ald. Wirball, Ald. Bessner, Ald. Weber; Nays: None.  
Motion Carried
- \*10. Motion by Ald. Bessner second by Ald. Gehm to approve a **Resolution 2023-90** Awarding a Proposal for SCADA Program Management to Concentric Integration.  
**Roll Call Vote:** Ayes: Ald. Silkaitis, Ald. Foulkes, Ald. Bongard, Ald. Muenz, Ald. Lencioni, Ald. Gehm, Ald. Pietryla, Ald. Wirball, Ald. Bessner, Ald. Weber; Nays: None.  
Motion Carried

- \*11. Motion by Ald. Bessner second by Ald. Gehm to approve a **Resolution 2023-91** Awarding the Capacity, Management, Operations and Maintenance Plan (CMOM) Phase II Sewer System Evaluation Survey of Sub Basin WOR to RJN Engineering.  
**Roll Call Vote:** Ayes: Ald. Silkaitis, Ald. Foulkes, Ald. Bongard, Ald. Muenz, Ald. Lencioni, Ald. Gehm, Ald. Pietryla, Ald. Wirball, Ald. Bessner, Ald. Weber; Nays: None.  
Motion Carried
- \*12. Motion by Ald. Bessner second by Ald. Gehm to approve and place on file the minutes of the July 24, 2023 Government Services Committee Meeting.  
**Roll Call Vote:** Ayes: Ald. Silkaitis, Ald. Foulkes, Ald. Bongard, Ald. Muenz, Ald. Lencioni, Ald. Gehm, Ald. Pietryla, Ald. Wirball, Ald. Bessner, Ald. Weber; Nays: None.  
Motion Carried

C. Planning and Development  
None

9. **Public Comment**

10. **Additional Items from Mayor, Council or Staff**

- Mayor Vitek wished John Harrill, Treasurer and Fire Chief Swanson a happy birthday. She also reminded all that the first day of school is August 14<sup>th</sup>, so please drive carefully. Finally, Mayor Vitek mentioned the parking study meeting that is being held on August 14<sup>th</sup> from 4:00-6:30 pm. There will also be an online survey.
- Ald. Pietryla gave kudos to Police Chief Keegan and the Police Department for a recent ride along he participated in. Ald. Pietryla also asked about an update regarding First Street. City Administrator McGuire responded that the Initiative met today and discussed presenting at a September meeting for a formal update.
- Ald. Muenz requested that in the future more notice be given for meetings like the parking study. Economic Director Derek Conley responded that additional open house style meetings will occur in the future.

11. **No Executive Session**

- Personnel – 5 ILCS 120/2(c)(1)
- Pending, Probable or Imminent Litigation – 5 ILCS 120/2(c)(11)
- Property Acquisition – 5 ILCS 120/2(c)(5)
- Collective Bargaining – 5 ILCS 120/2(c)(2)
- Review of Executive Session Minutes – 5 ILCS 120/2(c)(21)

12. **Adjournment**

Motion by Ald. Wirball, second by Ald. Pietryla to adjourn the meeting at 7:07pm.

**Roll Call Vote:** **Roll Call Vote:** Ayes: Ald. Silkaitis, Ald. Foulkes, Ald. Bongard, Ald. Muenz, Ald. Lencioni, Ald. Gehm, Ald. Pietryla, Ald. Wirball, Ald. Bessner, Ald. Weber; Nays: None.  
Motion Carried



---

Nancy Garrison, City Clerk

CERTIFIED TO BE A TRUE COPY OF ORIGINAL

---

Nancy Garrison, City Clerk

***ADA Compliance***

Any individual with a disability requesting a reasonable accommodation in order to participate in a public meeting should contact the ADA Coordinator, Jennifer McMahon, at least 48 hours in advance of the scheduled meeting. The ADA Coordinator can be reached in person at 2 East Main Street, St. Charles, IL, via telephone at (630) 377 4446 or 800 526 0844 (TDD), or via e-mail at [jmcmahon@stcharlesil.gov](mailto:jmcmahon@stcharlesil.gov). Every effort will be made to allow for meeting participation. Notices of this meeting were posted consistent with the requirements of 5 ILCS 120/1 et seq. (Open Meetings Act).

8/10/2023

**CITY OF ST CHARLES  
COMPANY 1000  
EXPENDITURE APPROVAL LIST**

7/24/2023 - 8/6/2023

<u>VENDOR</u>	<u>VENDOR NAME</u>	<u>STAT PROC</u>	<u>PO NUMBER</u>	<u>AMOUNT</u>	<u>DATE</u>	<u>INVOICE</u>	<u>DESCRIPTION</u>			
139	AFLAC			21.45	07/28/2023	ACAN230728125045FI	AFLAC Cancer Insurance			
				15.54	07/28/2023	ACAN230728125045PI	AFLAC Cancer Insurance			
				35.46	07/28/2023	ACAN230728125045PV	AFLAC Cancer Insurance			
				78.30	07/28/2023	ADIS230728125045PD	AFLAC Disability and STD			
				8.78	07/28/2023	AHIC230728125045FD	AFLAC Hospital Intensive Care			
				93.79	07/28/2023	APAC230728125045FI	AFLAC Personal Accident			
				95.30	07/28/2023	APAC230728125045PI	AFLAC Personal Accident			
				89.78	07/28/2023	APAC230728125045PV	AFLAC Personal Accident			
				18.46	07/28/2023	ASPE230728125045PV	AFLAC Specified Event (PRP)			
				23.25	07/28/2023	AVOL230728125045PV	AFLAC Voluntary Indemnity			
			<b>AFLAC Total</b>			<b>480.11</b>				
			145	AIR ONE EQUIPMENT INC		119663	362.00	07/27/2023	195259	RECHARGEABLE FLASHLIGHT
						119421	165.00	07/27/2023	195346	BREATHING AIR TEST
119421	794.00	07/27/2023				195347	PREVENTIVE MAINTENANCE SI			
119457	57.00	07/27/2023				195580	ANCHOR STRAP			
<b>AIR ONE EQUIPMENT INC Total</b>						<b>1,378.00</b>				
149	ALARM DETECTION SYSTEMS INC		120016	218.64	07/27/2023	136229-1066	ANNUAL BURGLAR ALARM			
			120016	293.16	07/27/2023	30434-1211	ANNUAL BURGLAR SYSTEM TE			
				182.97	07/27/2023	46090-1206	QUARTELY CHARGES AUG-OC			
			<b>ALARM DETECTION SYSTEMS INC Total</b>			<b>694.77</b>				
221	ANDERSON PEST CONTROL			681.40	07/27/2023	48858537	COMMERICAL SERVICE BILLING			
			<b>ANDERSON PEST CONTROL Total</b>			<b>681.40</b>				
250	ARCHON CONSTRUCTION CO		119345	22,510.00	07/27/2023	230251F	BORING & RESTORE			
			118983	4,720.00	07/27/2023	230270F	BORING & RESTORATION			
			119339	8,890.00	07/27/2023	230286F	DIRECTIONAL BOARE			
			119500	13,990.00	07/27/2023	230296F1	DIRECT BORE 5" CONDUIT			

<u>VENDOR</u>	<u>VENDOR NAME</u>	<u>STAT PROC</u>	<u>PO NUMBER</u>	<u>AMOUNT</u>	<u>DATE</u>	<u>INVOICE</u>	<u>DESCRIPTION</u>
			119513	13,245.00	07/27/2023	230296F2	DIRECT BOREING
	<b>ARCHON CONSTRUCTION CO Total</b>			<b>63,355.00</b>			
<b>271</b>	<b>LATIMER ASSOCIATES INC</b>		119145	354.00	07/27/2023	CHIC 226698	SIGNS FOR POLICE DEPT
	<b>LATIMER ASSOCIATES INC Total</b>			<b>354.00</b>			
<b>283</b>	<b>AT&amp;T</b>			599.73	07/27/2023	ILOR685LSB0623	AGREEMENT WITH AT&T POLE
	<b>AT&amp;T Total</b>			<b>599.73</b>			
<b>284</b>	<b>AT&amp;T</b>			94.23	07/27/2023	070823	ACCT: 109916878 INTERNET
	<b>AT&amp;T Total</b>			<b>94.23</b>			
<b>285</b>	<b>AT&amp;T</b>			1,308.08	07/27/2023	7237399701	MONTHLY BILLING 6/7/23
	<b>AT&amp;T Total</b>			<b>1,308.08</b>			
<b>289</b>	<b>D&amp;A POWERTRAIN COMPONENTS INC</b>		119893	135.50	07/27/2023	251083	JACK TALL
			119986	1,626.64	07/27/2023	251247	TRAILER PARTS
			119986	31.44	07/27/2023	251264	TRAILER PARTS
			119986	60.80	07/27/2023	251278	SPRING BOLT
	<b>D&amp;A POWERTRAIN COMPONENTS INC Total</b>			<b>1,854.38</b>			
<b>298</b>	<b>AWARD CONCEPTS INC</b>		119117	208.31	07/27/2023	I0694732	MILWAUKEE DRILL-B HERRMAN
	<b>AWARD CONCEPTS INC Total</b>			<b>208.31</b>			
<b>364</b>	<b>STATE STREET COLLISION</b>		119381	693.20	07/27/2023	13529927	REPAIR UNIT 192
	<b>STATE STREET COLLISION Total</b>			<b>693.20</b>			
<b>372</b>	<b>BLUFF CITY MATERIALS</b>		119586	180.00	07/27/2023	463167	ASPHALT DUMP
	<b>BLUFF CITY MATERIALS Total</b>			<b>180.00</b>			
<b>382</b>	<b>BOUND TREE MEDICAL LLC</b>		119871	159.40	07/27/2023	85006971	TE GLOVES
			119871	79.70	07/27/2023	85008587	TE GLOVES

<u>VENDOR</u>	<u>VENDOR NAME</u>	<u>STAT PROC</u>	<u>PO NUMBER</u>	<u>AMOUNT</u>	<u>DATE</u>	<u>INVOICE</u>	<u>DESCRIPTION</u>
	BOUND TREE MEDICAL LLC Total			<u>239.10</u>			
479	CENTER FOR PUBLIC SAFETY		119967	1,370.00	07/27/2023	05-18276	ANNUAL ACCREDITATION FEE
	CENTER FOR PUBLIC SAFETY Total			<u>1,370.00</u>			
499	CHICAGO METROPOLITAN AGENCY		120099	2,500.06	07/27/2023	2023MUN1239	LOCAL CONTRIBUTION
	CHICAGO METROPOLITAN AGENCY Total			<u>2,500.06</u>			
512	NORTHWEST NEWS GROUP			200.00	07/27/2023	2082464	NEWSLETTER SPONSOR
	NORTHWEST NEWS GROUP Total			<u>200.00</u>			
526	CLARKE ENVIRONMENTAL MOSQUITO		119218	19,869.00	07/27/2023	001029902	MOSQUITO MGMT SERVICE-JU
			119218	10,456.00	08/01/2023	001030477	DUET TRUCK ULV
	CLARKE ENVIRONMENTAL MOSQUITO Total			<u>30,325.00</u>			
563	CDW LLC		119664	35.90	07/27/2023	KM14252	BATTERY
	CDW LLC Total			<u>35.90</u>			
564	COMCAST OF CHICAGO INC			42.27	07/27/2023	070323FD	ACCT: 8771-20-044-0574255
				62.65	07/27/2023	071623FD	ACCT: 8771-20-044-0113831
	COMCAST OF CHICAGO INC Total			<u>104.92</u>			
628	CRITICAL REACH		119955	710.00	07/27/2023	2905	2023 ANNUAL SUPPORT FEE
	CRITICAL REACH Total			<u>710.00</u>			
649	DAMICO PAVING & SEALCOATING		119666	1,525.00	07/27/2023	062923	SEAL COAT PARKING LOT R1
	DAMICO PAVING & SEALCOATING Total			<u>1,525.00</u>			
674	DELL MARKETING LP		119387	1,660.99	07/27/2023	10677097719	DELL LATITUDE BTX BASE
	DELL MARKETING LP Total			<u>1,660.99</u>			
683	DEMAR TREE & LANDSCAPE SVC						

<u>VENDOR</u>	<u>VENDOR NAME</u>	<u>STAT PROC</u>	<u>PO NUMBER</u>	<u>AMOUNT</u>	<u>DATE</u>	<u>INVOICE</u>	<u>DESCRIPTION</u>
			119355	9,024.00	07/27/2023	7980	TREE SERVICE- ELECTRIC DEF
	<b>DEMAR TREE &amp; LANDSCAPE SVC Total</b>			<b><u>9,024.00</u></b>			
<b>767</b>	<b>EAGLE ENGRAVING INC</b>						
			119554	301.40	07/27/2023	2023-4264	PLAQUE FOR CHRISTENSEN
			119427	110.00	07/27/2023	2023-5066	PICTURE SIGN
			119428	85.50	07/27/2023	2023-5139	ROUND COLLAR BRASS
	<b>EAGLE ENGRAVING INC Total</b>			<b><u>496.90</u></b>			
<b>778</b>	<b>EJ EQUIPMENT INC</b>						
			119956	579.72	07/27/2023	P09903	ULTRA HOSE & CLAMP
	<b>EJ EQUIPMENT INC Total</b>			<b><u>579.72</u></b>			
<b>789</b>	<b>ANIXTER INC</b>						
				190.00	07/27/2023	5653084-00	CREDIT RECEIVED 5748661-00
				-44.75	07/27/2023	5704364-00	CREDITS PO 119462
				44.75	07/27/2023	5704496-00	INVENTORY ITEMS returned pro
			119565	529.20	07/27/2023	5708933-00	TAPE ELECTRIC returned produc
			119565	982.80	07/27/2023	5708933-01	ELECTRIC TAPE returned produ
				-529.20	07/27/2023	5711989-00	ORG INV # 5708933-00
				-982.80	07/27/2023	5711992-00	ORG INV # 5708933-01
			119636	1,196.40	07/27/2023	5713816-00	INVENTORY ITEMS
			119709	313.50	07/27/2023	5721431-01	15KV POLY WIRE AND CONNEC
			119709	2,030.80	07/27/2023	5721431-03	INVENTORY ITEMS
				-190.00	07/27/2023	5748661-00	CREDITS INV 5653084-00
	<b>ANIXTER INC Total</b>			<b><u>3,540.70</u></b>			
<b>815</b>	<b>ENGINEERING ENTERPRISES INC</b>						
			119240	2,767.25	07/27/2023	77423	2ND PLACE AND NORTH CENTI
			114295	3,105.00	07/27/2023	77424	EASTERN SANITARY SEWER
	<b>ENGINEERING ENTERPRISES INC Total</b>			<b><u>5,872.25</u></b>			
<b>820</b>	<b>ENVIRONMENTAL RESOURCE ASSOC</b>						
			117628	1,725.84	07/27/2023	040203	MISC SUPPLIES
			117628	228.14	07/27/2023	043534	COLIFORM MICROBE
			120046	228.14	07/27/2023	048751	COLIFORMS
	<b>ENVIRONMENTAL RESOURCE ASSOC Total</b>			<b><u>2,182.12</u></b>			
<b>826</b>	<b>BORDER STATES INDUSTRIES INC</b>						
			119604	8,707.00	07/27/2023	926551879	20 FT PVC CONDUIT

<u>VENDOR</u>	<u>VENDOR NAME</u>	<u>STAT PROC</u>	<u>PO NUMBER</u>	<u>AMOUNT</u>	<u>DATE</u>	<u>INVOICE</u>	<u>DESCRIPTION</u>
			115414	90,179.78	07/27/2023	926581802	INVENTORY ITEMS
			119195	1,795.06	07/27/2023	926581808	INVENTORY ITEMS
	<b>BORDER STATES INDUSTRIES INC Total</b>			<b><u>100,681.84</u></b>			
<b>859</b>	<b>FEECE OIL CO</b>		119873	19,950.00	07/27/2023	3992766	DIESEL FUEL
	<b>FEECE OIL CO Total</b>			<b><u>19,950.00</u></b>			
<b>870</b>	<b>FIRE PENSION FUND</b>			733.10	07/28/2023	FP1%230728125045FC	Fire Pension 1% Fee
				7,251.43	07/28/2023	FRP2230728125045FC	Fire Pension Tier 2
				12,919.96	07/28/2023	FRPN230728125045FC	Fire Pension
	<b>FIRE PENSION FUND Total</b>			<b><u>20,904.49</u></b>			
<b>891</b>	<b>THE TERRAMAR GROUP INC</b>		119826	1,720.42	07/27/2023	81147	FORD UTILITY SPLIT FRONT
			119826	1,144.43	07/27/2023	81193	GENERAL SUPPLIES
	<b>THE TERRAMAR GROUP INC Total</b>			<b><u>2,864.85</u></b>			
<b>905</b>	<b>FORCE AMERICA DISTRIBUTING LLC</b>		119361	400.00	07/27/2023	200-1043280	GPS FOR SNOW FLEET
	<b>FORCE AMERICA DISTRIBUTING LLC Total</b>			<b><u>400.00</u></b>			
<b>916</b>	<b>FOX VALLEY FIRE &amp; SAFETY CO</b>			114.00	07/27/2023	IN00606039	QUARTERLY FIRE ALARM
				114.00	07/27/2023	IN00606040	QUARTERLY FIRE ALARM
				114.00	07/27/2023	IN00606041	QUARTERLY FIRE ALARM
				114.00	07/27/2023	IN00606042	QUARTERLY FIRE ALARM
				114.00	07/27/2023	IN00606271	QUARTERLY FIRE ALARM
			119429	35.05	07/27/2023	IN00611436	HYDRO TEST & RECHARGES
				114.00	07/27/2023	IN00613161	QUARTERLY MONITORING
				114.00	07/27/2023	IN00613162	QUARTERLY MONITORING
				114.00	07/27/2023	IN00613163	QUARTERLY MONITORING
				114.00	07/27/2023	IN00613164	QUARTERLY MONITORING
				114.00	07/27/2023	IN00613165	QUARTERLY MONITORING
	<b>FOX VALLEY FIRE &amp; SAFETY CO Total</b>			<b><u>1,175.05</u></b>			
<b>954</b>	<b>GATE OPTIONS</b>		119912	681.86	07/27/2023	44156	WEST GATE REPAIR

<u>VENDOR</u>	<u>VENDOR NAME</u>	<u>STAT PROC</u>	<u>PO NUMBER</u>	<u>AMOUNT</u>	<u>DATE</u>	<u>INVOICE</u>	<u>DESCRIPTION</u>
	<b>GATE OPTIONS Total</b>			<b>681.86</b>			
<b>980</b>	<b>GLOBAL EQUIPMENT COMPANY</b>		119865	6,432.50	07/27/2023	120748968	QUEUE SOLUTION
	<b>GLOBAL EQUIPMENT COMPANY Total</b>			<b>6,432.50</b>			
<b>1026</b>	<b>HACH COMPANY</b>		118877	1,347.00	07/27/2023	13637909	ANALYZER
	<b>HACH COMPANY Total</b>			<b>1,347.00</b>			
<b>1031</b>	<b>HAMPTON LENZINI &amp; RENWICK INC</b>		119639	971.25	07/27/2023	000020231505	STC RIVER 504 TIS REVIEW
	<b>HAMPTON LENZINI &amp; RENWICK INC Total</b>			<b>971.25</b>			
<b>1042</b>	<b>HARRIS COMPUTER SYSTEMS</b>		118790	4,219.61	07/27/2023	XT00172932	NORTHSTAR-TRAVEL EXPENSE
	<b>HARRIS COMPUTER SYSTEMS Total</b>			<b>4,219.61</b>			
<b>1055</b>	<b>HEINZ BROTHERS INC</b>		119903	18,086.50	07/27/2023	132551011	ANNUAL FLOWER SERVICE
	<b>HEINZ BROTHERS INC Total</b>			<b>18,086.50</b>			
<b>1089</b>	<b>ARENDS HOGAN WALKER LLC</b>		119947	25.73	07/27/2023	11669379	FUEL FILTER
			119970	62.40	07/27/2023	11670261	REPAIR
			119970	69.55	07/27/2023	11670267	REPAIR
			119970	145.62	07/27/2023	11670269	PARTS AND LABOR
			119970	609.34	07/27/2023	11670274	PARTS AND REPAIR
	<b>ARENDS HOGAN WALKER LLC Total</b>			<b>912.64</b>			
<b>1133</b>	<b>IBEW LOCAL 196</b>			185.00	07/28/2023	UNE 230728125045PV	Union Due - IBEW
				791.26	07/28/2023	UNEW230728125045P	Union Due - IBEW - percent
	<b>IBEW LOCAL 196 Total</b>			<b>976.26</b>			
<b>1136</b>	<b>ICMA RETIREMENT CORP</b>			102.54	07/28/2023	C401230728125045CA	401A Savings Plan Company
				241.09	07/28/2023	C401230728125045CD	401A Savings Plan Company
				525.13	07/28/2023	C401230728125045FD	401A Savings Plan Company
				490.65	07/28/2023	C401230728125045FN	401A Savings Plan Company

<u>VENDOR</u>	<u>VENDOR NAME</u>	<u>STAT PROC</u>	<u>PO NUMBER</u>	<u>AMOUNT</u>	<u>DATE</u>	<u>INVOICE</u>	<u>DESCRIPTION</u>
				291.11	07/28/2023	C401230728125045HR	401A Savings Plan Company
				513.82	07/28/2023	C401230728125045IS	401A Savings Plan Company
				829.50	07/28/2023	C401230728125045PD	401A Savings Plan Company
				1,002.03	07/28/2023	C401230728125045PV	401A Savings Plan Company
				102.54	07/28/2023	E401230728125045CA	401A Savings Plan Employee
				241.09	07/28/2023	E401230728125045CD	401A Savings Plan Employee
				525.13	07/28/2023	E401230728125045FD	401A Savings Plan Employee
				490.65	07/28/2023	E401230728125045FN	401A Savings Plan Employee
				291.11	07/28/2023	E401230728125045HR	401A Savings Plan Employee
				513.82	07/28/2023	E401230728125045IS	401A Savings Plan Employee
				829.50	07/28/2023	E401230728125045PD	401A Savings Plan Employee
				1,002.03	07/28/2023	E401230728125045PV	401A Savings Plan Employee
				1,933.46	07/28/2023	ICMA230728125045CC	ICMA Deductions - Dollar Amt
				3,978.76	07/28/2023	ICMA230728125045FD	ICMA Deductions - Dollar Amt
				2,105.00	07/28/2023	ICMA230728125045FN	ICMA Deductions - Dollar Amt
				1,573.84	07/28/2023	ICMA230728125045HF	ICMA Deductions - Dollar Amt
				4,635.84	07/28/2023	ICMA230728125045IS	ICMA Deductions - Dollar Amt
				9,096.64	07/28/2023	ICMA230728125045PC	ICMA Deductions - Dollar Amt
				2,611.00	07/28/2023	ICMA230728125045PV	ICMA Deductions - Dollar Amt
				145.76	07/28/2023	ICMP230728125045CA	ICMA Deductions - Percent
				89.82	07/28/2023	ICMP230728125045CC	ICMA Deductions - Percent
				4,179.54	07/28/2023	ICMP230728125045FD	ICMA Deductions - Percent
				74.14	07/28/2023	ICMP230728125045HF	ICMA Deductions - Percent
				183.80	07/28/2023	ICMP230728125045IS	ICMA Deductions - Percent
				3,146.73	07/28/2023	ICMP230728125045PC	ICMA Deductions - Percent
				1,126.67	07/28/2023	ICMP230728125045PV	ICMA Deductions - Percent
				25.00	07/28/2023	ROTH230728125045FI	Roth IRA Deduction
				110.00	07/28/2023	ROTH230728125045FI	Roth IRA Deduction
				269.23	07/28/2023	ROTH230728125045HI	Roth IRA Deduction
				1,259.23	07/28/2023	ROTH230728125045PI	Roth IRA Deduction
				275.00	07/28/2023	ROTH230728125045PI	Roth IRA Deduction
				550.00	07/28/2023	RTHA230728125045FI	Roth 457 - Dollar Amount
				250.00	07/28/2023	RTHA230728125045IS	Roth 457 - Dollar Amount
				1,530.00	07/28/2023	RTHA230728125045PI	Roth 457 - Dollar Amount
				110.00	07/28/2023	RTHA230728125045PV	Roth 457 - Dollar Amount
				1,367.52	07/28/2023	RTHP230728125045FI	Roth 457 - Percent
				49.51	07/28/2023	RTHP230728125045PV	Roth 457 - Percent
				127.93	07/28/2023	RTIP230728125045PD	Roth IRA - Percent



<u>VENDOR</u>	<u>VENDOR NAME</u>	<u>STAT PROC</u>	<u>PO NUMBER</u>	<u>AMOUNT</u>	<u>DATE</u>	<u>INVOICE</u>	<u>DESCRIPTION</u>
	ICMA RETIREMENT CORP Total			<u>48,796.16</u>			
1170	IMPACT NETWORKING LLC		119718	525.00	07/27/2023	2991242	PAPER FOR FINANCE
	IMPACT NETWORKING LLC Total			<u>525.00</u>			
1240	INTERSTATE BATTERY SYSTEM OF		119938	257.50	07/27/2023	11011955	INVENTORY ITEMS
	INTERSTATE BATTERY SYSTEM OF Total			<u>257.50</u>			
1317	COUNTY OF KANE		119184	4,412.82	07/27/2023	T-FY23-Q2-011	2ND QUARTER FY 2023
	COUNTY OF KANE Total			<u>4,412.82</u>			
1327	KANE COUNTY FAIR			382.13	07/27/2023	FY 2024	DEBT PAYMENT MANNION PRO
	KANE COUNTY FAIR Total			<u>382.13</u>			
1333	KANE GRAPHICAL CORP		119818	23.51	07/27/2023	INV1231446	NAME BADGE
	KANE GRAPHICAL CORP Total			<u>23.51</u>			
1342	KARA CO INC		118534	6,680.72	07/27/2023	374718	POLE BRACKET SMART ANTEN
			119206	63.99	07/27/2023	375121	POLE MOUNT
			119343	75.00	07/27/2023	375242	SIM CARD RENTAL AT&T
			119343	75.00	07/27/2023	376673	RENTAL SIM CARD
	KARA CO INC Total			<u>6,894.71</u>			
1403	WEST VALLEY GRAPHICS & PRINT		119850	76.50	07/27/2023	9229	BUSINESS CARDS SKORUSA
			119920	535.50	07/27/2023	9336	BUSNIESS CARDS FIRE DEPT
			119971	76.50	07/27/2023	9384A	BUSINESS CARDS SYLVESTER
	WEST VALLEY GRAPHICS & PRINT Total			<u>688.50</u>			
1450	LEE JENSEN SALES CO INC		119861	425.00	07/27/2023	0022528-00	COMFORT VEST SAFETY HARN
			119878	1,510.00	07/27/2023	0022529-00	MISC HARDWARE SUPPLIES
	LEE JENSEN SALES CO INC Total			<u>1,935.00</u>			
1482	ARTHUR J LOOTENS & SON INC						

<u>VENDOR</u>	<u>VENDOR NAME</u>	<u>STAT PROC</u>	<u>PO NUMBER</u>	<u>AMOUNT</u>	<u>DATE</u>	<u>INVOICE</u>	<u>DESCRIPTION</u>
			120052	13,464.60	07/27/2023	34850	11TH ST TEAR OUT AND PAVE
			120051	12,060.42	07/27/2023	34852	TIMBER ST REPAIR
	<b>ARTHUR J LOOTENS &amp; SON INC Total</b>			<b><u>25,525.02</u></b>			
<b>1489</b>	<b>LOWES</b>						
				-162.36	07/27/2023	901811/062923	INTERNAL PROCESSING
			119234	558.56	07/27/2023	902010/070323	PARTS FOR EQUIPMENT
			119234	54.94	07/27/2023	902244/070523	MISC PARTS FOR EQUIPMENT
			119234	66.04	07/27/2023	902323/070523	MISC PARTS FOR EQUIPMENT
			119071	45.30	07/27/2023	902561/062823	POLICE DEPT ITEMS
			119071	114.66	07/27/2023	902643/070823	GENERAL SUPPLIES
			119430	46.54	07/27/2023	916086/070723	CRAFTSMAN LATCHING
			119487	517.07	07/27/2023	96116/052223A	LIGHTS
			119831	37.80	07/27/2023	961262/062823	MISC TOOLS
			119848	78.19	07/27/2023	961268/062823	KLEIN TOOLS
				162.36	07/27/2023	961274/062923	INTERNAL PROCESSING
				205.08	07/27/2023	961284/070323	RETURN ITEM - CM 73943
			119053	18.99	07/27/2023	961294/070623	MISC SUPPLIES
			119053	16.61	07/27/2023	962022/062923	MISC FASTENER SUPPLIES
			119895	205.08	07/27/2023	973002/070323	INVNTORY ITEMS
				-205.08	07/27/2023	973943/070323	CREDIT - ORG INV 961284/0703
			119788	463.53	07/27/2023	981055/062323	INVENTORY ITEMS-1020662 PA
			119788	147.84	07/27/2023	995339/062923	4 CYCLE OIL
	<b>LOWES Total</b>			<b><u>2,371.15</u></b>			
<b>1530</b>	<b>MARTAM CONSTRUCTION COMPANY</b>						
			118779	331,569.13	07/27/2023	14415	1ST STREET PLAZA-PHASE 2 #
	<b>MARTAM CONSTRUCTION COMPANY Total</b>			<b><u>331,569.13</u></b>			
<b>1537</b>	<b>MARTENSON TURF PRODUCTS INC</b>						
			119834	2,310.00	07/27/2023	90848	QUIK SOD MIX
			119941	430.00	07/27/2023	90976	STEEL STAPLES
	<b>MARTENSON TURF PRODUCTS INC Total</b>			<b><u>2,740.00</u></b>			
<b>1571</b>	<b>MCCANN INDUSTRIES INC</b>						
			119806	359.16	07/27/2023	P42870	EUCLID DIAMOND CLEAR VOX
			118583	486.00	07/27/2023	P42871	HOSE ASSEMBLY
	<b>MCCANN INDUSTRIES INC Total</b>			<b><u>845.16</u></b>			
<b>1585</b>	<b>MEADE INC</b>						

<u>VENDOR</u>	<u>VENDOR NAME</u>	<u>STAT PROC</u>	<u>PO NUMBER</u>	<u>AMOUNT</u>	<u>DATE</u>	<u>INVOICE</u>	<u>DESCRIPTION</u>
			119188	1,977.76	07/27/2023	704931	TRAFFIC SIGNAL MAINTENANC
	<b>MEADE INC Total</b>			<b>1,977.76</b>			
<b>1598</b>	<b>MENARDS INC</b>		119089	7.45	07/27/2023	10516	HOLLAND XL
	<b>MENARDS INC Total</b>			<b>7.45</b>			
<b>1600</b>	<b>MENDEL PLUMBING &amp; HEATING INC</b>		119600	10,000.00	07/27/2023	426557	WATER METER AREA REPAIR
	<b>MENDEL PLUMBING &amp; HEATING INC Total</b>			<b>10,000.00</b>			
<b>1613</b>	<b>METROPOLITAN ALLIANCE OF POL</b>			1,176.00	07/28/2023	UNP 230728125045PD	Union Dues - IMAP
				157.50	07/28/2023	UNPS230728125045PI	Union Dues-Police Sergeants
	<b>METROPOLITAN ALLIANCE OF POL Total</b>			<b>1,333.50</b>			
<b>1637</b>	<b>FLEETPRIDE INC</b>		119924	44.64	07/27/2023	109092491	FILTER
	<b>FLEETPRIDE INC Total</b>			<b>44.64</b>			
<b>1638</b>	<b>MIDWEST GROUNDCOVERS</b>		119388	524.50	07/27/2023	1749177	PLANTING HISTORICAL MUSEU
			119323	165.60	07/27/2023	1749188	PLANTS CEDAR NORTHGATE
	<b>MIDWEST GROUNDCOVERS Total</b>			<b>690.10</b>			
<b>1650</b>	<b>MITCHELL1</b>		120017	1,903.56	07/27/2023	29548862	FLEET SOFTWARE RENEWAL
	<b>MITCHELL1 Total</b>			<b>1,903.56</b>			
<b>1651</b>	<b>MNJ TECHNOLOGIES DIRECT INC</b>		119573	3,722.00	07/27/2023	CINV004005778	SURFACE PRO TABLET
	<b>MNJ TECHNOLOGIES DIRECT INC Total</b>			<b>3,722.00</b>			
<b>1704</b>	<b>NCPERS IL IMRF</b>			16.00	07/28/2023	NCP2230728125045C/	NCPERS 2
				8.00	07/28/2023	NCP2230728125045FM	NCPERS 2
				8.00	07/28/2023	NCP2230728125045PV	NCPERS 2
	<b>NCPERS IL IMRF Total</b>			<b>32.00</b>			
<b>1728</b>	<b>NIPSTA</b>		120027	350.00	07/27/2023	48447442	PYZYNA HAZARD MATERIALS

<u>VENDOR</u>	<u>VENDOR NAME</u>	<u>STAT PROC</u>	<u>PO NUMBER</u>	<u>AMOUNT</u>	<u>DATE</u>	<u>INVOICE</u>	<u>DESCRIPTION</u>
	<b>NIPSTA Total</b>			<b>350.00</b>			
<b>1745</b>	<b>NICOR</b>			51.50	07/27/2023	1000 6 JUL 6 2023	ACCT: 67-14-30-1000-6
	<b>NICOR Total</b>			<b>51.50</b>			
<b>1756</b>	<b>NCL OF WISCONSIN INC</b>		119846	1,200.71	07/27/2023	489323	MISC SUPPLIES
	<b>NCL OF WISCONSIN INC Total</b>			<b>1,200.71</b>			
<b>1775</b>	<b>RAY OHERRON CO INC</b>		119159	84.98	07/27/2023	2280752	UNIFORM - ROSAL
	<b>RAY OHERRON CO INC Total</b>			<b>84.98</b>			
<b>1783</b>	<b>ON TIME EMBROIDERY INC</b>		119432	134.00	07/27/2023	108464	UNIFORMS DRIES
			119432	188.00	07/27/2023	112686	UNIFORMS CENTIMANO
			119432	315.00	07/27/2023	112994	UNIFORMS WILTON
			119432	318.00	07/27/2023	113155	UNIFORMS GLEASON
			119432	113.00	07/27/2023	113193	UNIFORMS CENTIMANO
			119432	346.00	07/27/2023	113272	UNIFORMS SWANSON
			119432	39.00	07/27/2023	113403	UNIFORMS GORE
			119432	10.00	07/27/2023	113860	SCFD 1035 BRAD WILTON
			119432	293.00	07/27/2023	113932	UNIFORMS DAVILA
			119432	586.00	07/27/2023	113933	UNIFORMS LACEY
			119432	314.00	07/27/2023	113934	UNIFORMS CHMELAR
			119432	533.00	07/27/2023	114157	SCFD 1031 MICHAEL PYZYNA
			119432	132.00	07/27/2023	114158	SCFD 1026 P LACEY
			119432	162.00	07/27/2023	114159	SCFD 1023 DAVID CHMELAR
			119432	1,396.00	07/27/2023	114160	SCFD 1021 JEREMY MAUTHE
			119432	225.00	07/27/2023	114161	COAT ALTERATIONS
	<b>ON TIME EMBROIDERY INC Total</b>			<b>5,104.00</b>			
<b>1814</b>	<b>ALTORFER INDUSTRIES INC</b>		119994	7.84	07/27/2023	P56C0034926	SEAL O RING
	<b>ALTORFER INDUSTRIES INC Total</b>			<b>7.84</b>			
<b>1861</b>	<b>POLICE PENSION FUND</b>			14,989.90	07/28/2023	PLP2230728125045PD	Police Pension Tier 2
				9,776.82	07/28/2023	PLPN230728125045P	Police Pension

<u>VENDOR</u>	<u>VENDOR NAME</u>	<u>STAT PROC</u>	<u>PO NUMBER</u>	<u>AMOUNT</u>	<u>DATE</u>	<u>INVOICE</u>	<u>DESCRIPTION</u>
				782.90	07/28/2023	PLPR230728125045PC	Police Pens Service Buyback
				448.16	07/28/2023	POLP230728125045PC	Police Pension - non deferred
	<b>POLICE PENSION FUND Total</b>			<b><u>25,997.78</u></b>			
<b>1898</b>	<b>PRIORITY PRODUCTS INC</b>						
			119036	33.51	07/27/2023	990972	MISC PARTS FOR FLEET
	<b>PRIORITY PRODUCTS INC Total</b>			<b><u>33.51</u></b>			
<b>1922</b>	<b>MICHAEL PYZYNA</b>						
				40.00	07/27/2023	071423MP	PARAMEDIC RENEWAL FEE
				22.30	07/27/2023	071423MP1	REIMBURSEMENTS-TOLLS TRA
	<b>MICHAEL PYZYNA Total</b>			<b><u>62.30</u></b>			
<b>2046</b>	<b>RUSSO HARDWARE</b>						
			119291	27.43	07/27/2023	SPI20283845	STARTER PULLEY
			119896	558.49	07/27/2023	SPI20300930	FIBERGLASS
			119082	455.95	07/27/2023	SPI20301621	FORESTRY SUPPLIES
			119897	199.96	07/27/2023	SPI20306219	CLEAR EYE SHIELD
			119897	199.96	07/27/2023	SPI20312632	CLEAR EYE SHIELD
			119897	99.98	07/27/2023	SPI20312800	CLEAR EYE SHIELD
	<b>RUSSO HARDWARE Total</b>			<b><u>1,541.77</u></b>			
<b>2076</b>	<b>ST CHARLES HISTORY MUSEUM</b>						
				4,166.67	07/27/2023	FY 2024	HOTEL TAX DISBURSEMENT M
	<b>ST CHARLES HISTORY MUSEUM Total</b>			<b><u>4,166.67</u></b>			
<b>2137</b>	<b>SHERWIN WILLIAMS</b>						
			119034	48.94	07/27/2023	0565-6	PAINT SUPPLIES
	<b>SHERWIN WILLIAMS Total</b>			<b><u>48.94</u></b>			
<b>2152</b>	<b>M E SIMPSON COMPANY INC</b>						
			119697	495.00	07/27/2023	40593	3859 MAIN STREET LEAK DETE
			119697	495.00	07/27/2023	40642	KIRK AND TYLER RD
	<b>M E SIMPSON COMPANY INC Total</b>			<b><u>990.00</u></b>			
<b>2157</b>	<b>SISLERS ICE INC</b>						
				200.75	07/27/2023	206002751	ICE DELIVERY PW
				175.10	07/27/2023	206002839	ICE 7 LB DELIVERY
	<b>SISLERS ICE INC Total</b>			<b><u>375.85</u></b>			

<u>VENDOR</u>	<u>VENDOR NAME</u>	<u>STAT PROC</u>	<u>PO NUMBER</u>	<u>AMOUNT</u>	<u>DATE</u>	<u>INVOICE</u>	<u>DESCRIPTION</u>
2169	CLARK BAIRD SMITH LLP			638.75	07/27/2023	17031	LABOR GENERAL
	<b>CLARK BAIRD SMITH LLP Total</b>			<b>638.75</b>			
2200	STATE TREASURER		119277	22,769.85	07/27/2023	63944	TRAFFIC SIGNAL APRIL-JUNE 2
	<b>STATE TREASURER Total</b>			<b>22,769.85</b>			
2201	STANDARD EQUIPMENT CO		119892	864.04	07/27/2023	W10787	FLUID COUPLER LEAK REPAIR
	<b>STANDARD EQUIPMENT CO Total</b>			<b>864.04</b>			
2212	CITY OF ST CHARLES			1,927.23	08/05/2023	23-33	CC REIMBURSE PIZZA OVEN&S
	<b>CITY OF ST CHARLES Total</b>			<b>1,927.23</b>			
2214	ST CHARLES CHAMBER OF COMMERCE		120098	675.00	07/27/2023	176308152	GOLF OUTING 4 PLAYERS
	<b>ST CHARLES CHAMBER OF COMMERCE Total</b>			<b>675.00</b>			
2248	STORINO RAMELLO & DURKIN			1,250.00	07/27/2023	88844	MONTHLY RETAINER JUNE
				6,975.00	07/27/2023	88845	CA MONTHLY BILLING JUNE
				337.50	07/27/2023	88846	1ST STR TIF MONTHLY BILLING
				1,462.50	07/27/2023	88847	PW MONTHLY BILLING JUNE
				1,968.75	07/27/2023	88848	LCC MONTHLY BILLING JUNE
				438.75	07/27/2023	88849	GENERAL COMM DEV JUNE BIL
				225.00	07/27/2023	88850	PD MONTHLY BILLING JUNE
				731.25	07/27/2023	88851	FIRE DEPT MONTHLY JUNE
				675.00	07/27/2023	88852	PHEASANT RUN BILLING JUNE
				393.75	07/27/2023	88853	ED MONTHLY BILLING JUNE
				1,450.79	07/27/2023	88854	PHEASANT RUN MONTHLY JUN
				495.00	07/27/2023	88855	CASTRO JUNE BILLING
				5,287.50	07/27/2023	88856	WFM INCENTIVE JUNE BILLING
	<b>STORINO RAMELLO &amp; DURKIN Total</b>			<b>21,690.79</b>			
2273	SUPERIOR ASPHALT MATERIALS LLC		113	771.28	07/27/2023	20230831	N50 SURFACE
	<b>SUPERIOR ASPHALT MATERIALS LLC Total</b>			<b>771.28</b>			

<u>VENDOR</u>	<u>VENDOR NAME</u>	<u>STAT PROC</u>	<u>PO NUMBER</u>	<u>AMOUNT</u>	<u>DATE</u>	<u>INVOICE</u>	<u>DESCRIPTION</u>
2296	TANGLEWOOD MARINE		119876	140.00	07/27/2023	062923	FILTERS
	<b>TANGLEWOOD MARINE Total</b>			<b>140.00</b>			
2301	GENERAL CHAUFFERS SALES DRIVER			120.00	07/28/2023	UNT 230728125045CD	Union Dues - Teamsters
				2,507.50	07/28/2023	UNT 230728125045PM	Union Dues - Teamsters
	<b>GENERAL CHAUFFERS SALES DRIVER Total</b>			<b>2,627.50</b>			
2311	TESTING SERVICE CORP		119170	1,680.00	07/27/2023	IN127597	SOIL TESTING SERVICES
	<b>TESTING SERVICE CORP Total</b>			<b>1,680.00</b>			
2316	APC STORE		119056	451.53	07/27/2023	478-580271	BATTERY
			119056	451.53	07/27/2023	478-580272	BATTERY VEH 1762
			119056	54.38	07/27/2023	478-580411	MICRO BELTS
			120049	25.99	07/27/2023	478-580637	OIL FILTER
			119056	13.08	07/27/2023	478-580691	FUEL FILTER
			119056	139.16	07/27/2023	478-580772	BATTERY
			119056	117.50	07/27/2023	478-580775	MINI BULB CARDED
			119056	347.00	07/27/2023	478-580827	BATTERY VEH 2159
			119056	173.50	07/27/2023	478-580829	BATTERY VEH 2159
				-139.16	07/27/2023	478-580866	RETURN INV 580772
			119056	139.16	07/27/2023	478-580867	12V 450 CCA
			120103	48.56	07/27/2023	478-580881	AIR FILTER
			120107	206.24	07/27/2023	478-580882	AIR AND OIL FILTERS
				-17.64	07/27/2023	478-580898	CORE RETURN INV 580867
			119056	36.25	07/27/2023	478-580922	VALVE CAP ASST
			119056	460.77	07/27/2023	478-580976	MISC FASTENER SUPPLIES
				-41.16	07/27/2023	478-581041	CREDIT - ORG INV 478-580827
	<b>APC STORE Total</b>			<b>2,466.69</b>			
2343	TAPCO		119455	145.00	07/27/2023	1757037	ORDER # SO728973
			119469	1,881.91	07/27/2023	1757088	CROSSWALK SIGNS
			119455	650.07	07/27/2023	1757602	BLACK RUBBER QUICK RELEASE
	<b>TAPCO Total</b>			<b>2,676.98</b>			
2345	TRAFFIC CONTROL & PROTECTION						

<u>VENDOR</u>	<u>VENDOR NAME</u>	<u>STAT PROC</u>	<u>PO NUMBER</u>	<u>AMOUNT</u>	<u>DATE</u>	<u>INVOICE</u>	<u>DESCRIPTION</u>
			119466	351.00	07/27/2023	114910	BLANK ALUMINUM SIGNS
	<b>TRAFFIC CONTROL &amp; PROTECTION Total</b>			<b>351.00</b>			
<b>2363</b>	<b>TROTTER &amp; ASSOCIATES INC</b>						
			118427	8,199.40	07/27/2023	21695	KIRK RD WATER MAIN
			118427	2,029.80	07/27/2023	21834	KIRK RD WATER MAIN
			117003	14,453.50	07/27/2023	21856	WEST SIDE WRF PHASE III EXP
	<b>TROTTER &amp; ASSOCIATES INC Total</b>			<b>24,682.70</b>			
<b>2383</b>	<b>UNITED STATES POSTAL SERVICE</b>						
				4,000.00	07/27/2023	072023	REIMBURSE METER ACCT: 061
	<b>UNITED STATES POSTAL SERVICE Total</b>			<b>4,000.00</b>			
<b>2401</b>	<b>UUSCO OF ILLINOIS INC</b>						
			117893	38,040.00	07/27/2023	3040319	ROUND TAPERED ANCHOR BA
			116117	10,930.00	07/27/2023	3040342	75 KVA PADMOUNT TRANSFOR
	<b>UUSCO OF ILLINOIS INC Total</b>			<b>48,970.00</b>			
<b>2403</b>	<b>UNITED PARCEL SERVICE</b>						
				33.06	07/27/2023	0000650961273/07082	SHIPPING
	<b>UNITED PARCEL SERVICE Total</b>			<b>33.06</b>			
<b>2410</b>	<b>VALLEY LOCK COMPANY INC</b>						
			119435	16.60	07/27/2023	70784	KEYS & TAGS
	<b>VALLEY LOCK COMPANY INC Total</b>			<b>16.60</b>			
<b>2429</b>	<b>VERIZON WIRELESS</b>						
				14,814.97	07/27/2023	9938764196	MONTHLY 6/4/23-7/3/23
	<b>VERIZON WIRELESS Total</b>			<b>14,814.97</b>			
<b>2478</b>	<b>WATER PRODUCTS COMPANY</b>						
			119870	8,670.00	07/27/2023	0316953	INVENTORY ITEMS
	<b>WATER PRODUCTS COMPANY Total</b>			<b>8,670.00</b>			
<b>2485</b>	<b>WBK ENGINEERING LLC</b>						
			119174	1,277.50	07/27/2023	24333	FOX RIVER RIVERWALL
			116844	1,057.50	07/27/2023	24373	TYLER AND IL 64 BUSINESS PA
			119572	1,100.00	07/27/2023	24376	SINGLE FAMILY LOT GRADING
			119297	2,019.75	07/27/2023	24379	FIRST STREET IDS
			119629	31,722.50	07/27/2023	24445	CHARLESTOWNE LAKES



<u>VENDOR</u>	<u>VENDOR NAME</u>	<u>STAT PROC</u>	<u>PO NUMBER</u>	<u>AMOUNT</u>	<u>DATE</u>	<u>INVOICE</u>	<u>DESCRIPTION</u>
	<b>WBK ENGINEERING LLC Total</b>			<b><u>37,177.25</u></b>			
<b>2495</b>	<b>WEST SIDE TRACTOR SALES CO</b>						
				-50.00	07/27/2023	N39263	ALTERNATOR RETURN
			119867	1,753.86	07/27/2023	N40018	PARTS
			119867	-1,753.86	07/27/2023	N40018	PARTS
			119867	1,753.86	07/27/2023	N40018A	MISC PARTS
	<b>WEST SIDE TRACTOR SALES CO Total</b>			<b><u>1,703.86</u></b>			
<b>2506</b>	<b>EESCO</b>						
			116773	-11,781.00	07/27/2023	420878	FOOT REELS
			116773	11,781.00	07/27/2023	420878A	WIRE
			116773	12,198.89	07/27/2023	487840	WIRE
			117713	54,456.24	07/27/2023	497871	ADSS CABLE 144 SINGLE FIBER
			116991	2,005.20	07/27/2023	621415	ABB-PIN
			119461	660.00	07/27/2023	646515	INVENTORY ITEMS
			119138	1,700.00	07/27/2023	655378	FLAG SEWER
	<b>EESCO Total</b>			<b><u>71,020.33</u></b>			
<b>2523</b>	<b>WILTSE GREENHOUSE LANDSCAPING</b>						
			119405	1,025.00	07/27/2023	4842	MOWING & WEED BEDS JUNE 2
	<b>WILTSE GREENHOUSE LANDSCAPING Total</b>			<b><u>1,025.00</u></b>			
<b>2540</b>	<b>WORLD POINT</b>						
			119597	863.09	07/27/2023	423061365	MISC SUPPLIES
	<b>WORLD POINT Total</b>			<b><u>863.09</u></b>			
<b>2545</b>	<b>GRAINGER INC</b>						
			119860	254.63	07/27/2023	9755610616	DATA CABLE RISER
			119905	100.68	07/27/2023	9759488548	INVENTORY ITEMS
			119911	131.56	07/27/2023	9762924646	INVENTORY ITEMS
			119910	42.99	07/27/2023	9762924653	INVENTORY ITEMS
			119942	289.84	07/27/2023	9764083946	CLEANER BOTTLE
			119954	117.60	07/27/2023	9764531506	PLEATED AIR FILTER
			119966	101.28	07/27/2023	9764531514	DECORATIVE CEILING FAN
	<b>GRAINGER INC Total</b>			<b><u>1,038.58</u></b>			
<b>2629</b>	<b>ZEP MANUFACTURING CO</b>						
			119940	358.64	07/27/2023	9008746708	INVENTORY ITEMS

<u>VENDOR</u>	<u>VENDOR NAME</u>	<u>STAT PROC</u>	<u>PO NUMBER</u>	<u>AMOUNT</u>	<u>DATE</u>	<u>INVOICE</u>	<u>DESCRIPTION</u>
	ZEP MANUFACTURING CO	Total		<u>358.64</u>			
2637	ILLINOIS DEPT OF REVENUE						
				954.08	07/28/2023	ILST230728125045CA	Illinois State Tax
				1,975.05	07/28/2023	ILST230728125045CD	Illinois State Tax
				300.08	07/28/2023	ILST230728125045ED	Illinois State Tax
				10,317.96	07/28/2023	ILST230728125045FD	Illinois State Tax
				2,020.27	07/28/2023	ILST230728125045FN	Illinois State Tax
				844.37	07/28/2023	ILST230728125045HR	Illinois State Tax
				1,902.54	07/28/2023	ILST230728125045IS	Illinois State Tax
				12,653.02	07/28/2023	ILST230728125045PD	Illinois State Tax
				16,544.25	07/28/2023	ILST230728125045PW	Illinois State Tax
	ILLINOIS DEPT OF REVENUE	Total		<u>47,511.62</u>			
2638	INTERNAL REVENUE SERVICE						
				1,330.57	07/28/2023	FICA230728125045CA	FICA Employee
				2,792.07	07/28/2023	FICA230728125045CD	FICA Employee
				367.25	07/28/2023	FICA230728125045ED	FICA Employee
				951.70	07/28/2023	FICA230728125045FD	FICA Employee
				2,813.74	07/28/2023	FICA230728125045FN	FICA Employee
				1,250.11	07/28/2023	FICA230728125045HR	FICA Employee
				2,925.21	07/28/2023	FICA230728125045IS	FICA Employee
				2,454.64	07/28/2023	FICA230728125045PD	FICA Employee
				22,506.99	07/28/2023	FICA230728125045PV	FICA Employee
				1,239.70	07/28/2023	FICE230728125045CA	FICA Employer
				2,792.07	07/28/2023	FICE230728125045CD	FICA Employer
				367.25	07/28/2023	FICE230728125045ED	FICA Employer
				1,044.45	07/28/2023	FICE230728125045FD	FICA Employer
				2,813.74	07/28/2023	FICE230728125045FN	FICA Employer
				1,250.11	07/28/2023	FICE230728125045HR	FICA Employer
				2,923.33	07/28/2023	FICE230728125045IS	FICA Employer
				2,454.64	07/28/2023	FICE230728125045PD	FICA Employer
				22,506.99	07/28/2023	FICE230728125045PV	FICA Employer
				2,888.94	07/28/2023	FIT 230728125045CA	Federal Withholding Tax
				5,478.46	07/28/2023	FIT 230728125045CD	Federal Withholding Tax
				1,080.63	07/28/2023	FIT 230728125045ED	Federal Withholding Tax
				28,608.63	07/28/2023	FIT 230728125045FD	Federal Withholding Tax
				5,241.18	07/28/2023	FIT 230728125045FN	Federal Withholding Tax
				2,479.65	07/28/2023	FIT 230728125045HR	Federal Withholding Tax

<u>VENDOR</u>	<u>VENDOR NAME</u>	<u>STAT PROC</u>	<u>PO NUMBER</u>	<u>AMOUNT</u>	<u>DATE</u>	<u>INVOICE</u>	<u>DESCRIPTION</u>
				4,662.85	07/28/2023	FIT 230728125045IS	Federal Withholding Tax
				31,978.51	07/28/2023	FIT 230728125045PD	Federal Withholding Tax
				38,856.54	07/28/2023	FIT 230728125045PW	Federal Withholding Tax
				311.17	07/28/2023	MEDE230728125045C	Medicare Employee
				652.97	07/28/2023	MEDE230728125045C	Medicare Employee
				85.89	07/28/2023	MEDE230728125045E	Medicare Employee
				3,516.41	07/28/2023	MEDE230728125045FI	Medicare Employee
				658.07	07/28/2023	MEDE230728125045FI	Medicare Employee
				292.36	07/28/2023	MEDE230728125045H	Medicare Employee
				684.14	07/28/2023	MEDE230728125045IS	Medicare Employee
				4,405.22	07/28/2023	MEDE230728125045PI	Medicare Employee
				5,263.66	07/28/2023	MEDE230728125045P'	Medicare Employee
				289.92	07/28/2023	MEDR230728125045C	Medicare Employer
				652.97	07/28/2023	MEDR230728125045C	Medicare Employer
				85.89	07/28/2023	MEDR230728125045E	Medicare Employer
				3,538.10	07/28/2023	MEDR230728125045FI	Medicare Employer
				658.07	07/28/2023	MEDR230728125045FI	Medicare Employer
				292.36	07/28/2023	MEDR230728125045H	Medicare Employer
				683.70	07/28/2023	MEDR230728125045IS	Medicare Employer
				4,405.22	07/28/2023	MEDR230728125045P	Medicare Employer
				5,263.66	07/28/2023	MEDR230728125045P'	Medicare Employer
	<b>INTERNAL REVENUE SERVICE Total</b>			<b><u>227,799.73</u></b>			
<b>2639</b>	<b>STATE DISBURSEMENT UNIT</b>						
				369.23	07/28/2023	00000486230728125C	IL Child Support Amount 1
				700.15	07/28/2023	000001225230728125C	IL Child Support Amount 1
				596.30	07/28/2023	000001244230728125C	IL Child Support Amount 1
				640.15	07/28/2023	000001412230728125C	IL Child Support Amount 1
				499.84	07/28/2023	000001527230728125C	IL Child Support Amount 1
				321.72	07/28/2023	000001539230728125C	IL Child Support Amount 1
	<b>STATE DISBURSEMENT UNIT Total</b>			<b><u>3,127.39</u></b>			
<b>2644</b>	<b>IMRF</b>						
				182,362.80	08/03/2023	080323	PAYROLL IMRF JULY
	<b>IMRF Total</b>			<b><u>182,362.80</u></b>			
<b>2656</b>	<b>DISH DBS CORP</b>						
				122.09	07/27/2023	070523	ACCT: 8255-1010-1017-8789

<u>VENDOR</u>	<u>VENDOR NAME</u>	<u>STAT PROC</u>	<u>PO NUMBER</u>	<u>AMOUNT</u>	<u>DATE</u>	<u>INVOICE</u>	<u>DESCRIPTION</u>
	DISH DBS CORP Total			<u>122.09</u>			
2659	UTILITY SUPPLY & CONSTRUCTION						
			119811	195.00	07/27/2023	56753217	WIRE
			119874	290.00	07/27/2023	56753667	LUG COMP TERM
			119900	343.72	07/27/2023	56754345	INVENTORY ITEMS
			119855	6,003.81	07/27/2023	56755698	CRIMPER AND DIE TYPE P
	UTILITY SUPPLY & CONSTRUCTION Total			<u>6,832.53</u>			
2666	WINSTON ENGINEERING LLC						
			119209	725.00	07/27/2023	0707CF1832	SOIL TESTING & INSPECTION
	WINSTON ENGINEERING LLC Total			<u>725.00</u>			
2825	PIZZO & ASSOCIATES LTD						
			119216	432.43	07/27/2023	3161-2	STEWARDSHIP T&M
	PIZZO & ASSOCIATES LTD Total			<u>432.43</u>			
2950	SAFETY SUPPLY ILLINOIS LLC						
			119915	64.63	07/27/2023	1902781202	INVENTORY ITEMS
	SAFETY SUPPLY ILLINOIS LLC Total			<u>64.63</u>			
2990	HAWKINS INC						
			112	13,238.97	07/27/2023	6487006	FERRIC CHLORIDE
			112	13,080.13	07/27/2023	6515481	FERRIC CHLORIDE
			112	13,188.17	07/27/2023	6519906	FERRIC CHLORIDE
			112	8,888.67	07/27/2023	6521393	WATER DEPT CHEMICALS
	HAWKINS INC Total			<u>48,395.94</u>			
3020	TALLMAN EQUIPMENT CO INC						
			119880	1,500.18	07/27/2023	3361882	HERITAGE ADJ SHORT BELT
	TALLMAN EQUIPMENT CO INC Total			<u>1,500.18</u>			
3099	MIDWEST SALT LLC						
			111	3,096.24	07/27/2023	P468815	MVP IND COARSE SOLAR SALT
	MIDWEST SALT LLC Total			<u>3,096.24</u>			
3102	RUSH PARTS CENTERS OF ILLINOIS						
				-515.40	07/27/2023	3033112792	CREDIT - ORG INV 3032055163
				-99.75	07/27/2023	3033148905	CREDIT - ORG INV 3033178204
			119057	370.01	07/27/2023	3033154356	MOTOR STARTER

<u>VENDOR</u>	<u>VENDOR NAME</u>	<u>STAT PROC</u>	<u>PO NUMBER</u>	<u>AMOUNT</u>	<u>DATE</u>	<u>INVOICE</u>	<u>DESCRIPTION</u>
			119057	304.23	07/27/2023	3033178204	PUMP KITS
			119719	228.24	07/27/2023	3033190943	INVENTORY ITEMS
			119057	466.24	07/27/2023	3033199228	SELECTOR ASSM
			119925	23.44	07/27/2023	3033212103	FILTER
				-370.01	07/27/2023	3033222632	CREDIT - ORG INV 3033154356
	<b>RUSH PARTS CENTERS OF ILLINOIS Total</b>			<b>407.00</b>			
<b>3106</b>	<b>CIVILTECH ENGINEERING INC</b>		116197	4,249.70	07/27/2023	52722	BIKE AND PEDESTRIAN PLAN
	<b>CIVILTECH ENGINEERING INC Total</b>			<b>4,249.70</b>			
<b>3127</b>	<b>SHI INTERNATIONAL CORP</b>		119917	1,475.00	07/27/2023	B17088322	ACROBAT LICENSE
	<b>SHI INTERNATIONAL CORP Total</b>			<b>1,475.00</b>			
<b>3135</b>	<b>RUSSELL HAYWOOD</b>			75.00	07/27/2023	081823RH	PER DIEM CRISIS NEGOTIATIOI
	<b>RUSSELL HAYWOOD Total</b>			<b>75.00</b>			
<b>3147</b>	<b>DUPAGE TOPSOIL INC</b>		119308	1,125.00	07/27/2023	055652	SEMIS DIRT
	<b>DUPAGE TOPSOIL INC Total</b>			<b>1,125.00</b>			
<b>3148</b>	<b>CORNERSTONE PARTNERS</b>		119217	152.86	07/27/2023	CP31047	CONTRACT SERVICES-JUNE 20
			119200	25,437.00	07/27/2023	CP31054	MOWING SERVICE - JUNE 2023
			119217	4,357.14	07/27/2023	CP31061	CONTRACT SERVICES-JUNE 20
			119217	209.14	07/27/2023	CP31068	CONTRACT SERVICES-JUNE 20
			119217	195.71	07/27/2023	CP31075	CONTRACT SERVICES-MAY 202
			119217	166.29	07/27/2023	CP31082	CONTRACT SERVICES-JUNE 20
			119217	320.29	07/27/2023	CP31089	CONTRACT SERVICES-JUNE 20
			119217	280.00	07/27/2023	CP31096	CONTRACT SERVICES-JUNE 20
			119217	81.00	07/27/2023	CP31103	CONTRACT SERVICES-JUNE 20
			119217	413.71	07/27/2023	CP31110	CONTRACT SERVICES-JUNE 20
			119203	2,208.01	07/27/2023	CP31557	IRRIGATION START UP
			119203	565.11	07/27/2023	CP31580	SPRING ACTIVATION REPAIRS
			119217	5,600.00	07/27/2023	CP31581	EDGE BEDS AND SHEAR SHRU
	<b>CORNERSTONE PARTNERS Total</b>			<b>39,986.26</b>			
<b>3153</b>	<b>PEERLESS NETWORK INC</b>						

<u>VENDOR</u>	<u>VENDOR NAME</u>	<u>STAT PROC</u>	<u>PO NUMBER</u>	<u>AMOUNT</u>	<u>DATE</u>	<u>INVOICE</u>	<u>DESCRIPTION</u>
				4,238.25	07/27/2023	28337	MONTHLY BILL 7/15/23-8/14/23
	<b>PEERLESS NETWORK INC Total</b>			<b><u>4,238.25</u></b>			
<b>3203</b>	<b>OUTDOOR HOME SERVICES LLC</b>						
			119212	2,164.63	07/27/2023	178922026	TRUF APPLICATION
	<b>OUTDOOR HOME SERVICES LLC Total</b>			<b><u>2,164.63</u></b>			
<b>3315</b>	<b>IRON MOUNTAIN INC</b>						
			119576	590.20	07/27/2023	202740426	TAPE STORAGE
	<b>IRON MOUNTAIN INC Total</b>			<b><u>590.20</u></b>			
<b>3408</b>	<b>ULINE INC</b>						
			119872	573.00	07/27/2023	165489833	INVENTORY ITEMS
			119934	436.90	07/27/2023	165706557	METAL PLATFORM TRK
			119936	1,960.00	07/27/2023	165709480	RACK WIRE DECKING
			119985	659.25	07/27/2023	165840569	MISC SUPPLIES INVENTORY
	<b>ULINE INC Total</b>			<b><u>3,629.15</u></b>			
<b>3419</b>	<b>Jose Jacobo</b>						
				20.00	07/27/2023	071423JJ	PER DIEM ECHELON TRAINING
	<b>Jose Jacobo Total</b>			<b><u>20.00</u></b>			
<b>3484</b>	<b>MIDLAND STANDARD ENGINEERING</b>						
			119981	1,421.10	07/27/2023	270408	QA SERVICE ENG 2023-21
	<b>MIDLAND STANDARD ENGINEERING Total</b>			<b><u>1,421.10</u></b>			
<b>3490</b>	<b>HI-LINE UTILITY SUPPLY CO LLC</b>						
			119079	1,346.71	07/27/2023	10244834	GLOVES TESTING
			119079	582.00	07/27/2023	10244984	GLOVE TESTING SERVICES
			119079	2,566.14	07/27/2023	10245006	GLOVE TESTING SERVICES
	<b>HI-LINE UTILITY SUPPLY CO LLC Total</b>			<b><u>4,494.85</u></b>			
<b>3561</b>	<b>ADVANCED ELEVATOR COMPANY</b>						
			119505	593.40	07/27/2023	54124	ELEVATOR MAINTENANCE
	<b>ADVANCED ELEVATOR COMPANY Total</b>			<b><u>593.40</u></b>			
<b>3596</b>	<b>GRAYBAR ELECTRIC CO INC</b>						
			119186	3,317.25	07/27/2023	9332138933	COLD SHRINK
			119812	126.59	07/27/2023	9332801549	INVENTORY ITEMS
	<b>GRAYBAR ELECTRIC CO INC Total</b>			<b><u>3,443.84</u></b>			

<u>VENDOR</u>	<u>VENDOR NAME</u>	<u>STAT PROC</u>	<u>PO NUMBER</u>	<u>AMOUNT</u>	<u>DATE</u>	<u>INVOICE</u>	<u>DESCRIPTION</u>
3678	MOTOROLA SOLUTIONS INC		119164	120.00	07/27/2023	7603220230601	8 WAVE MONTHLY CHARGES
			120012	1,080.00	07/27/2023	7610920230601	STARCOM21 NETWORK
	<b>MOTOROLA SOLUTIONS INC Total</b>			<b>1,200.00</b>			
3684	RESPECT TECHNOLOGY INC		119076	2,960.00	07/27/2023	20680	MONTHLY BILLING FOR JULY
			120011	3,400.00	07/27/2023	20695	MIGRATION ASSISTANCE
	<b>RESPECT TECHNOLOGY INC Total</b>			<b>6,360.00</b>			
3686	NATIONAL POWER RODDING CORP		119246	61,641.25	07/27/2023	54271	STORM SEWER MAINTENANCE
	<b>NATIONAL POWER RODDING CORP Total</b>			<b>61,641.25</b>			
3705	Julie White			43.36	07/27/2023	071323	REIMBURSEMENT MARTIN RET
	<b>Julie White Total</b>			<b>43.36</b>			
3787	VIKING BROS INC		115	3,768.01	07/27/2023	INV_2023-334	BINS CON/FRQ CA7
	<b>VIKING BROS INC Total</b>			<b>3,768.01</b>			
3799	LRS HOLDINGS LLC		119626	2,341.46	07/27/2023	LR5379162	TRASH REMOVAL
			119626	-2,341.46	07/27/2023	LR5379162	TRASH REMOVAL
			119187	2,341.46	07/27/2023	LR5379162-POLINE	INTERNAL PO CORRECTION
			119270	192.00	07/27/2023	PS542856	STD & ADA UNIT RENTAL
			119090	91.00	07/27/2023	PS542857	UNIT RENTAL-3805 LINCOLN HV
			119588	536.00	07/27/2023	PS542858	6 UNITS RENTAL-1405 S 7TH AV
			119210	10,310.15	07/27/2023	PS545508	SWEEPING-2 E MAIN STREET
	<b>LRS HOLDINGS LLC Total</b>			<b>13,470.61</b>			
3805	EMPLOYEE BENEFITS CORP - ACH			21,421.34	07/31/2023	C98632-202307	FLEXIBLE SPENDING CLAIMS
	<b>EMPLOYEE BENEFITS CORP - ACH Total</b>			<b>21,421.34</b>			
3882	CORE & MAIN LP		119611	4,672.00	07/27/2023	T018392	INVENTORY ITEMS
			119782	71.00	07/27/2023	T095783	INVENTORY ITEMS
			119832	1,865.50	07/27/2023	T111856	INVENTORY ITEMS

<u>VENDOR</u>	<u>VENDOR NAME</u>	<u>STAT PROC</u>	<u>PO NUMBER</u>	<u>AMOUNT</u>	<u>DATE</u>	<u>INVOICE</u>	<u>DESCRIPTION</u>
			119891	1,000.00	07/27/2023	T133354	MISC FASTENER SUPPLIES
			119891	914.00	07/27/2023	T138151	MISC FASTENER SUPPLIES
			119782	142.00	07/27/2023	T169402	INVENTORY ITEMS
	<b>CORE &amp; MAIN LP Total</b>			<b>8,664.50</b>			
<b>3886</b>	<b>VIA CARLITA LLC</b>						
			119641	635.30	07/27/2023	529968	SENSOR
			119035	110.27	07/27/2023	68326	SENSOR VEH 1905
			119035	101.92	07/27/2023	68486	TANK - VEH 1769
			119717	322.92	07/27/2023	68976	TRUCK 1785 MIRROR
			119035	28.38	07/27/2023	69007	MISC PARTS FOR VEH 1829
			119035	363.98	07/27/2023	69131	MISC PARTS FOR VEH 1998
			119035	110.38	07/27/2023	69151	SENSOR VEH 1998 RO 68228
			119035	170.10	07/27/2023	69221	COVER VEH 1829 RO 68247
			119035	66.78	07/27/2023	69229	SEAL TRUCK # 1743
			119035	516.88	07/27/2023	69246	MISC PARTS FOR VEH 1776
			119035	339.44	07/27/2023	69457	MISC PARTS FOR VEH 1919
			119035	438.48	07/27/2023	69632	PUMP TRUCK # 2059
	<b>VIA CARLITA LLC Total</b>			<b>3,204.83</b>			
<b>3917</b>	<b>Benjamin Gore</b>						
				40.00	07/27/2023	071423BG	PARAMEDIC RENEWAL FEE
	<b>Benjamin Gore Total</b>			<b>40.00</b>			
<b>3948</b>	<b>UNIQUE PRODUCTS &amp; SERVICE CORP</b>						
			119815	541.20	07/27/2023	451830	INVENTORY ITEMS
	<b>UNIQUE PRODUCTS &amp; SERVICE CORP Total</b>			<b>541.20</b>			
<b>3968</b>	<b>TRANSAMERICA CORPORATION</b>						
				4,958.51	07/28/2023	RHFP230728125045PI	Retiree Healthcare Funding Pla
				1,318.74	07/28/2023	S115230728125045FD	Sect 115 Retiree Health Plan
	<b>TRANSAMERICA CORPORATION Total</b>			<b>6,277.25</b>			
<b>3973</b>	<b>HSA BANK WIRE ONLY</b>						
				216.67	07/28/2023	HSAF230728125045C/	Health Savings Plan - Family
				364.58	07/28/2023	HSAF230728125045CI	Health Savings Plan - Family
				3,235.43	07/28/2023	HSAF230728125045FL	Health Savings Plan - Family
				245.83	07/28/2023	HSAF230728125045FN	Health Savings Plan - Family
				1,004.17	07/28/2023	HSAF230728125045HF	Health Savings Plan - Family
				737.50	07/28/2023	HSAF230728125045IS	Health Savings Plan - Family



<u>VENDOR</u>	<u>VENDOR NAME</u>	<u>STAT PROC</u>	<u>PO NUMBER</u>	<u>AMOUNT</u>	<u>DATE</u>	<u>INVOICE</u>	<u>DESCRIPTION</u>
				1,286.67	07/28/2023	HSAF230728125045PI	Health Savings Plan - Family
				941.12	07/28/2023	HSAF230728125045PV	Health Savings Plan - Family
				202.08	07/28/2023	HSAS230728125045CI	Health Savings - Self Only
				160.42	07/28/2023	HSAS230728125045CI	Health Savings - Self Only
				1,239.18	07/28/2023	HSAS230728125045FI	Health Savings - Self Only
				852.09	07/28/2023	HSAS230728125045PI	Health Savings - Self Only
				345.84	07/28/2023	HSAS230728125045PV	Health Savings - Self Only
	<b>HSA BANK WIRE ONLY Total</b>			<b>10,831.58</b>			
<b>4020</b>	<b>TREES R US INC</b>						
			119331	20,926.08	07/27/2023	27349	BRUSH COLLECTION-JUNE 202
	<b>TREES R US INC Total</b>			<b>20,926.08</b>			
<b>4074</b>	<b>AMAZON CAPITAL SERVICES INC</b>						
			120068	28.44	07/27/2023	111C-RVXV-17FV	SOFTSOAP LIQUID HAND SOAF
			119168	23.96	07/27/2023	113Y-XK31-FYKV	SUPPLIES POLICE DEPT
				-169.99	07/27/2023	11NJ-M99Q-Q161	CREDIT # ORG INV 17YP-XWFG
			120096	298.24	07/27/2023	11Q9-QXV3-16QN	NOCO GENIUS
			119112	10.99	07/27/2023	141Q-DXH7-GF7D	GENERAL OFFICE SUPPLIES
			120041	139.99	07/27/2023	147J-CH37-JY6V	CARTARTT JACKET
			119112	16.74	07/27/2023	14MF-R1YF-HVG6	COFFEE SUPPLIES PW DEPT
			120113	438.71	07/27/2023	14MF-R1YF-MJX1	WALL MOUNT RACK SYSTEM
			120062	126.10	07/27/2023	161W-7JCG-77G4	INVENTORY ITEMS
			120117	17.99	07/27/2023	1699-LCMP-VGKW	USB WEBCAM
			119107	23.99	07/27/2023	16YH-6RY6-LW4C	OFFICE SUPPLY
			120045	74.69	07/27/2023	19WF-NFT7-LF1T	WALL MOUNT RACK
			119168	517.98	07/27/2023	19WF-NFT7-LWXG	SAMSUNG PORTABLE SSD
			120118	40.44	07/27/2023	1C6W-X77H-TQRY	MISC FASTENER SUPPLIES
			120090	107.00	07/27/2023	1DJ7-CNMC-FXRX	CAULK
			119041	17.50	07/27/2023	1F76-QRPR-X9RC	FUEL FILTER ASSY
			120127	183.98	07/27/2023	1FCD-P66P-WPDH	FOUR SEASONS AIR CONDITIO
			120044	31.34	07/27/2023	1FPL-CJ43-1QPK	CABLE ZIP TIES
			120112	880.90	07/27/2023	1FRT-GXFK-PXTM	CORDLESS COMB KIT
			119112	29.95	07/27/2023	1GQJ-6KNH-F6DW	GENERAL OFFICE SUPPLIES
			119112	48.42	07/27/2023	1H1W-4YDF-LCFN	OFFICE SUPPLIES PW DEPT
			120042	227.50	07/27/2023	1HFQ-7KKF-YWGH	CHARLOTTE PIPE & BALL VALV
				-344.97	07/27/2023	1HH9-GKVH-QVV7	CREDITS PO 119168-3
				-169.99	07/27/2023	1HH9-GKVH-1HML	CREDITS 1T11-X37M-3MXV
			119168	344.97	07/27/2023	1HH9-GKVH-QVV7	OFFICE SUPPLIES

<u>VENDOR</u>	<u>VENDOR NAME</u>	<u>STAT PROC</u>	<u>PO NUMBER</u>	<u>AMOUNT</u>	<u>DATE</u>	<u>INVOICE</u>	<u>DESCRIPTION</u>
			120136	479.64	07/27/2023	1JKW-FJ9H-GKDV	GOFANCO PROPHECY INTELLI
			119168	15.72	07/27/2023	1JQW-7LNQ-H963	GENERAL OFFICE SUPPLIES
			119107	93.49	07/27/2023	1JRV-RVGX-9P3Y	OFFICE SUPPLIES
			119116	44.71	07/27/2023	1JRV-RVGX-D6HM	OFFICE SUPPLIES
			119116	23.12	07/27/2023	1JRV-RVGX-YGXX	OFFICE SUPPLIES
			119112	21.58	07/27/2023	1KJT-RFJD-P667	SPRAY CAN HOLSTER
			120073	19.32	07/27/2023	1KLC-VNVC-99JD	MISC FASTENER SUPPLIES
			119116	49.99	07/27/2023	1L49-WKWY-Y9YX	OFFICE SUPPLIES
			119993	639.96	07/27/2023	1LM6-CNX4-1YK3	KNAPHEIDE 12256491 LED
			120006	139.99	07/27/2023	1MTK-K94Y-H33Y	CARHARTT JACKET
			119168	499.98	07/27/2023	1P7N-T4R1-MXY3	SAMSUNG PORTABLE SSD CAF
			120144	119.82	07/27/2023	1PKY-JLRV-4KQG	WEBCAM
			119112	18.99	07/27/2023	1PRN-4L7L-3K6R	GENERAL OFFICE SUPPLIES
			119112	118.04	07/27/2023	1Q6Q-1CXW-V9GP	MISC PW SUPPLIES
			120003	246.20	07/27/2023	1Q7Y-F7JD-HDLQ	MISC SUPPLIES
			120040	139.99	07/27/2023	1QFW-K3PR-JYF1	CARHATT JACKET
			120138	68.80	07/27/2023	1QNT-VJFD-6VKY	RAUCKMAN SOCKET SET
			119112	18.39	07/27/2023	1T7R-YRC-6T3N	OFFICE SUPPLIES PW DEPT
			119998	22.22	07/27/2023	1TWV-P3NJ-HNTF	PROFILE RING
			120026	256.50	07/27/2023	1WCT-MKXF-XXHD	MISC SMALL TOOLS
			119362	73.30	07/27/2023	1WT6-VKN4-L14K	STAR TECH SERIAL ADAPTER
			119112	37.48	07/27/2023	1XG3-JC1J-7PVY	OFFICE SUPPLIES
			119112	11.77	07/27/2023	1YDJ-WVWX-H47H	OFFICE SUPPLIES PW DEPT
			119131	39.78	07/27/2023	1YTN-L1LV-VYK1	OFFICE SUPPLIES CITY HALL
				5,353.56	08/03/2023	20230803	AMAZON PURCHASES 2% BOAR
	<b>AMAZON CAPITAL SERVICES INC Total</b>			<b>11,497.21</b>			
<b>4174</b>	<b>UNIFIRST CORPORATION</b>						
			119320	120.28	07/27/2023	1320044851	UNIFORMS
			119320	120.28	07/27/2023	1320047020	WEEKLY FLEET UNIFORM
	<b>UNIFIRST CORPORATION Total</b>			<b>240.56</b>			
<b>4242</b>	<b>MID AMERICA ENERGY SERVICES</b>						
			119242	4,934.00	07/27/2023	23112	1113 HOWARD ST VALVE
			119248	8,882.45	07/27/2023	23113	1912 PLEASANT AVE STORM RI
			119242	6,496.60	07/27/2023	23118	1262 FELLOWS ST VALVE
	<b>MID AMERICA ENERGY SERVICES Total</b>			<b>20,313.05</b>			
<b>4282</b>	<b>ST CHARLES BUSINESS ALLIANCE</b>						

<u>VENDOR</u>	<u>VENDOR NAME</u>	<u>STAT PROC</u>	<u>PO NUMBER</u>	<u>AMOUNT</u>	<u>DATE</u>	<u>INVOICE</u>	<u>DESCRIPTION</u>
				58,216.66	07/27/2023	FY2024	SSA & MOTEL TAX MONTHLY DI
	<b>ST CHARLES BUSINESS ALLIANCE Total</b>			<b>58,216.66</b>			
<b>4292</b>	<b>GARDA CL GREAT LAKES INC</b>			335.08	07/27/2023	10743869	CITY HALL SERVICE - JULY 202:
	<b>GARDA CL GREAT LAKES INC Total</b>			<b>335.08</b>			
<b>4352</b>	<b>ZORO TOOLS INC</b>			8.32	07/27/2023	INV12701943	BROOM THREAD
			119869	327.80	07/27/2023	INV12716126	FLAT WIRE TEXTURE
	<b>ZORO TOOLS INC Total</b>			<b>336.12</b>			
<b>4377</b>	<b>MACQUEEN EQUIPMENT LLC</b>			1,393.65	07/27/2023	P23147	BRAKE PADS AND SHOE KITS
			119055	386.45	07/27/2023	P23151	KIT SHOE AND JUMBO KIT
			119055	1,224.41	07/27/2023	P23195	VALVE COMPLETE
			119055	35.77	07/27/2023	P23325	FLEET PARTS
			119055	475.15	07/27/2023	P23355	VALVE BODY
	<b>MACQUEEN EQUIPMENT LLC Total</b>			<b>3,515.43</b>			
<b>4381</b>	<b>CULLIGAN TRI CITY</b>			596.92	07/27/2023	27087	PW WATER DELIVERY
	<b>CULLIGAN TRI CITY Total</b>			<b>596.92</b>			
<b>4391</b>	<b>METRONET HOLDINGS LLC</b>			2,343.22	07/27/2023	1497261/072223	MONTHLY BILLING 7/22 - 8/21/2:
	<b>METRONET HOLDINGS LLC Total</b>			<b>2,343.22</b>			
<b>4399</b>	<b>Kevin Kasperek</b>			240.00	07/27/2023	071423KK	REIMBURSEMENT-WATER MAC
	<b>Kevin Kasperek Total</b>			<b>240.00</b>			
<b>4412</b>	<b>WI SCTF</b>			65.00	07/28/2023	WFEE230728125045FI	WI SCTF R & D FEE
	<b>WI SCTF Total</b>			<b>65.00</b>			
<b>4456</b>	<b>FEHR GRAHAM &amp; ASSOCIATES LLC</b>			1,832.50	07/27/2023	116410	STATE ST SANITARY SEWER
			110616	5,573.75	07/27/2023	116412	KAUTZ RD CONSTRUCTION EN
			117233	373.75	07/27/2023	116412A	DUNHAM & ROYAL ST GEORGE

<u>VENDOR</u>	<u>VENDOR NAME</u>	<u>STAT PROC</u>	<u>PO NUMBER</u>	<u>AMOUNT</u>	<u>DATE</u>	<u>INVOICE</u>	<u>DESCRIPTION</u>
			117234	292.00	07/27/2023	116412B	7TH, 6TH 4TH WATER MAIN DE
			117887	1,337.50	07/27/2023	116412C	MASTER ENGINEERING SERVIC
			117236	2,356.25	07/27/2023	116412D	INDIANA ST-MASTER ENGINEEI
			119725	18.75	07/27/2023	116412E	LSLR COMP PLAN
			119875	1,048.50	07/27/2023	116747	GUN RANGE TOPOGRAPHIC SL
	<b>FEHR GRAHAM &amp; ASSOCIATES LLC Total</b>			<b>12,833.00</b>			
<b>4466</b>	<b>Othello Rosal</b>			20.00	07/27/2023	071423OR	PER DIEM BENEATH BODY ARM
	<b>Othello Rosal Total</b>			<b>20.00</b>			
<b>4469</b>	<b>John Gal</b>			561.90	07/27/2023	T000012424	ELECTRIC METER SCHOOL
	<b>John Gal Total</b>			<b>561.90</b>			
<b>4473</b>	<b>BRAD MANNING FORD INC</b>						
			119506	2,316.41	07/27/2023	131892	FILTER
			119038	167.40	07/27/2023	216356	CYLINDER
			119763	1,138.97	07/27/2023	217092	TRUCK 1744 PARTS
			119939	266.54	07/27/2023	218473	INVENTORY ITEMS
	<b>BRAD MANNING FORD INC Total</b>			<b>3,889.32</b>			
<b>4474</b>	<b>MEREDITH WATER COMPANY</b>						
			119504	80.00	07/27/2023	0779584	DI RENTAL SERVICE
	<b>MEREDITH WATER COMPANY Total</b>			<b>80.00</b>			
<b>4539</b>	<b>MATTHEW SAULKA</b>						
			119050	1,327.33	07/27/2023	1635	FOUNTAIN MAINTENANCE
	<b>MATTHEW SAULKA Total</b>			<b>1,327.33</b>			
<b>4590</b>	<b>JOHN J MILLNER &amp; ASSOCIATES</b>						
			119677	2,400.00	07/27/2023	205	CONSULTING SVCS MAY 2023
			119677	2,400.00	07/27/2023	206	CONSULTING SVCS JUNE 2023
	<b>JOHN J MILLNER &amp; ASSOCIATES Total</b>			<b>4,800.00</b>			
<b>4592</b>	<b>FOUR KITCHENS LLC</b>						
			119363	3,250.00	07/27/2023	3957	SUBSCRIPTION AUAGUST 2023
	<b>FOUR KITCHENS LLC Total</b>			<b>3,250.00</b>			
<b>4604</b>	<b>TRUE BLUE CAR WASH LLC</b>						

<u>VENDOR</u>	<u>VENDOR NAME</u>	<u>STAT PROC</u>	<u>PO NUMBER</u>	<u>AMOUNT</u>	<u>DATE</u>	<u>INVOICE</u>	<u>DESCRIPTION</u>
			119128	126.00	07/27/2023	INV-4878	FLEET BILLING JUNE 2023
	<b>TRUE BLUE CAR WASH LLC Total</b>			<b>126.00</b>			
<b>4632</b>	<b>LAKESIDE INTERNATIONAL LLC</b>		119046	17.11	07/27/2023	7238396P	CAP WINSHEILD
			119868	668.28	07/27/2023	7238865P	NEW SHOE KIT
	<b>LAKESIDE INTERNATIONAL LLC Total</b>			<b>685.39</b>			
<b>4634</b>	<b>TRIAD SERVICE CENTER</b>		114023	1,066.98	07/27/2023	W53012755-3	SERVICE/PART/LABOR # W5301
	<b>TRIAD SERVICE CENTER Total</b>			<b>1,066.98</b>			
<b>4680</b>	<b>PACE ANALYTICAL SERVICES LLC</b>		119385	56.00	07/27/2023	I9559920	FLUORIDE BY PROBE SERVICE
			119385	22.00	07/27/2023	I9559921	FLUORIDE BY PROBE SERVICE
	<b>PACE ANALYTICAL SERVICES LLC Total</b>			<b>78.00</b>			
<b>4691</b>	<b>ECO CLEAN MAINTENANCE INC</b>		119133	20,003.00	07/27/2023	11860	JANITORIAL SERVICES JUNE
			119854	810.00	07/27/2023	11861	SUBSTATION CLEANING JUNE
	<b>ECO CLEAN MAINTENANCE INC Total</b>			<b>20,813.00</b>			
<b>4694</b>	<b>THE HOWARD E NYHART CO INC</b>		119921	2,500.00	07/27/2023	156353HW_202306	GASB 75 INTERIM REPORT
	<b>THE HOWARD E NYHART CO INC Total</b>			<b>2,500.00</b>			
<b>4715</b>	<b>IPBC</b>			445,339.18	08/01/2023	080123	MONTHLY BILLING
	<b>IPBC Total</b>			<b>445,339.18</b>			
<b>4723</b>	<b>INDUSTRIAL STEAM CLEANING</b>		119436	55.00	07/27/2023	CHI16106	FILTER
	<b>INDUSTRIAL STEAM CLEANING Total</b>			<b>55.00</b>			
<b>4727</b>	<b>AIRHART CONSTRUCTION CORP</b>			5,000.00	07/27/2023	202200873	REFUND BOND-506 CORA LN
				5,000.00	07/27/2023	20220107	BOND REFUND-1557 DEMPSEY
				5,000.00	07/27/2023	202201124	BOND REFUND-1553 DEMPSEY
	<b>AIRHART CONSTRUCTION CORP Total</b>			<b>15,000.00</b>			
<b>4765</b>	<b>EWING SAFETY AND INDUSTRIAL</b>						

<u>VENDOR</u>	<u>VENDOR NAME</u>	<u>STAT PROC</u>	<u>PO NUMBER</u>	<u>AMOUNT</u>	<u>DATE</u>	<u>INVOICE</u>	<u>DESCRIPTION</u>
			119748	492.40	07/27/2023	24464	SAFETY SHIRTS
			119748	611.42	07/27/2023	24501	TSHIRTS
	<b>EWING SAFETY AND INDUSTRIAL Total</b>			<b>1,103.82</b>			
<b>4783</b>	<b>ST CHARLES PROF FIREFIGHTERS</b>			1,631.72	07/28/2023	UNF 230728125045FD	Union Dues - IAFF
	<b>ST CHARLES PROF FIREFIGHTERS Total</b>			<b>1,631.72</b>			
<b>4813</b>	<b>COMMERCIAL TIRE SERVICES INC</b>		119438	760.04	07/27/2023	9980003132	JEEP WRANGLER TIRES
			119650	631.24	07/27/2023	9980003329	WRANGLER TIRES
	<b>COMMERCIAL TIRE SERVICES INC Total</b>			<b>1,391.28</b>			
<b>4845</b>	<b>WESTERN WATERPROOFING COMPANY</b>		119886	2,000.00	07/27/2023	310092291005	WALNUT AVE
	<b>WESTERN WATERPROOFING COMPANY Total</b>			<b>2,000.00</b>			
<b>4847</b>	<b>FULLY PROMOTED OF ST CHARLES</b>		119348	69.60	07/27/2023	28155	LONG SLEEVE SHIRTS
	<b>FULLY PROMOTED OF ST CHARLES Total</b>			<b>69.60</b>			
<b>4859</b>	<b>LANDSCAPE MATERIAL</b>		119204	200.00	07/27/2023	32851	WOOD CHIPS
			119204	600.00	07/27/2023	32854	WOOD CHIPS
			119204	700.00	07/27/2023	32942	MULCH 2023
			114	605.00	07/27/2023	33555	HAULING SERVICES
			114	5,995.00	07/27/2023	33559	HAULING SERVICES
			114	852.50	07/27/2023	33561	HAULING SERVICES
			114	4,455.00	07/27/2023	54	HAULING
	<b>LANDSCAPE MATERIAL Total</b>			<b>13,407.50</b>			
<b>4862</b>	<b>VALLEY SECURE INC</b>		119999	275.00	07/27/2023	379	LOCK MOTOR
	<b>VALLEY SECURE INC Total</b>			<b>275.00</b>			
<b>4870</b>	<b>HD SUPPLY INC</b>		119821	2,376.03	07/27/2023	INV00065319	MISC SUPPLIES
			119950	2,033.54	07/27/2023	INV00068501	MISC SUPPLIES
				-279.90	07/27/2023	SCN002748	CREDITS PO 119225
				-279.90	07/27/2023	SCN002773	CREDITS PO 119225

<u>VENDOR</u>	<u>VENDOR NAME</u>	<u>STAT PROC</u>	<u>PO NUMBER</u>	<u>AMOUNT</u>	<u>DATE</u>	<u>INVOICE</u>	<u>DESCRIPTION</u>
	HD SUPPLY INC Total			<u>3,849.77</u>			
4879	Brazley McLean			357.41	07/27/2023	061523BM	IMEA CONFERENCE PER DIEM
	Brazley McLean Total			<u>357.41</u>			
4884	GENSERVE LLC						
			119618	1,433.40	07/27/2023	0360196-IN	REPAIR FUEL TANK
			119425	4,160.36	07/27/2023	0360200-IN	REPAIR REPLACE HEATERS/HC
	GENSERVE LLC Total			<u>5,593.76</u>			
4885	COLLIFLOWER INC						
			119054	452.06	07/27/2023	02064441	HOSE ASSY -FLEET PARTS
	COLLIFLOWER INC Total			<u>452.06</u>			
4925	CLOUDPOINT GEOSPATIAL INC						
			119645	8,880.00	07/27/2023	INV3545	GIS SUPPORT SERVICE
	CLOUDPOINT GEOSPATIAL INC Total			<u>8,880.00</u>			
4939	TINTOMETER INC						
			119859	358.50	07/27/2023	87126225	CALBRATION SET
	TINTOMETER INC Total			<u>358.50</u>			
999001393	PATRICK HADDON						
				345.00	07/27/2023	071823	REIMBURSEMENT SPRINKLER
	PATRICK HADDON Total			<u>345.00</u>			
999001395	SHAKOU						
				2,316.86	07/27/2023	072623	REFUND OVERPAYMENT ALC T.
	SHAKOU Total			<u>2,316.86</u>			

<u>VENDOR</u>	<u>VENDOR NAME</u>	<u>STAT PROC</u>	<u>PO NUMBER</u>	<u>AMOUNT</u>	<u>DATE</u>	<u>INVOICE</u>	<u>DESCRIPTION</u>
			<b>Grand Total:</b>	<b>2,472,628.16</b>			

The above expenditures have been approved for payment:

_____	_____
Chairman, Government Operations Committee	Date
_____	_____
Vice Chairman, Government Operations Committee	Date
_____	_____
Finance Director	Date





**City of St. Charles, Illinois  
Monthly Treasurer's and Finance Report  
FY 2023-24**



**Month of: July, 2023**

---

John Harrill, Treasurer

---

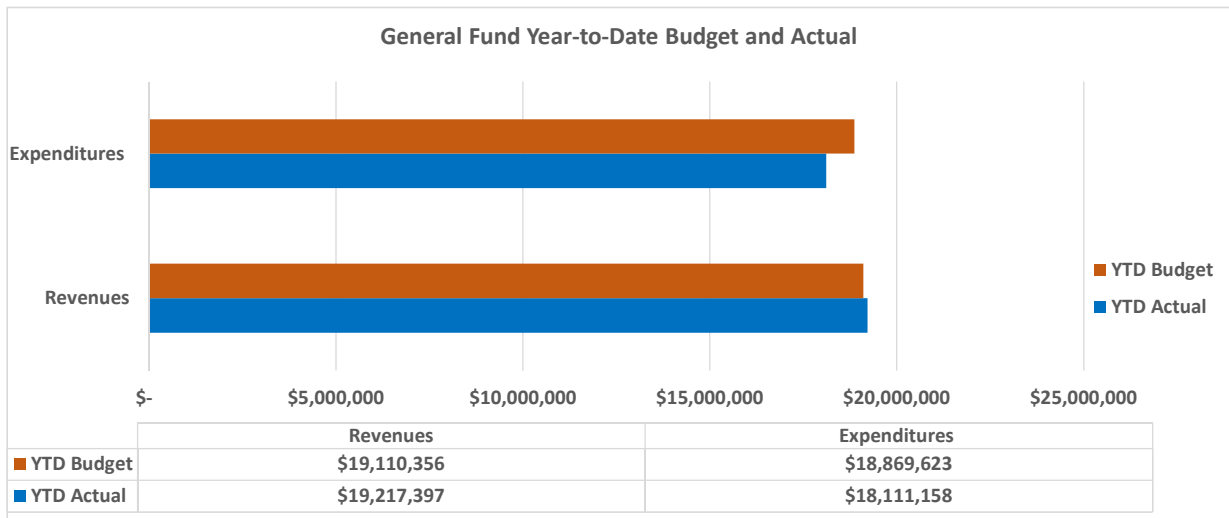
August 21, 2023

**City of St. Charles**  
**Monthly Financial Report / Summary**  
**General Fund Summary**

Revenue Type	Total Annual Budget	Current Month Budget	Current Month Actual	% Variance	Year-to-Date Budget	Year-to-Date Actual	YTD Actual vs. Budget
Property Tax	\$ 14,621,368	\$ 337,299	\$ 507,889	100.0%	\$ 7,838,623	\$ 7,774,862	99.2%
Sales & Use Tax	26,908,000	2,071,836	2,179,748	5.2%	5,864,704	6,111,435	104.2%
Other Taxes	10,958,125	1,053,474	956,091	-9.2%	3,032,900	2,949,664	97.3%
Franchise Fees	3,618,000	281,052	281,944	0.3%	781,052	747,209	95.7%
Charges for Services	1,079,545	48,533	90,715	86.9%	145,599	177,131	121.7%
Other Revenues	2,772,575	194,102	202,727	4.4%	847,478	852,070	100.5%
Transfers In	799,132	600,000	605,026	-100.0%	600,000	605,026	0.0%
<b>Total</b>	<b>\$ 60,756,745</b>	<b>\$ 4,586,296</b>	<b>\$ 4,824,140</b>	<b>5.2%</b>	<b>\$ 19,110,356</b>	<b>\$ 19,217,397</b>	<b>100.6%</b>

Expenditure Type	Total Annual Budget	Current Month Budget	Current Month Actual	% Variance	Year-to-Date Budget	Year-to-Date Actual	YTD Actual vs. Budget
Personnel Services	\$ 39,579,060	\$ 2,722,777	\$ 2,528,796	-7.1%	\$ 13,043,999	\$ 12,424,608	95.3%
Materials and Supplies	1,759,786	122,663	105,355	-14.1%	325,369	218,423	67.1%
Contractual Services	12,364,991	832,107	848,885	2.0%	2,658,489	2,661,145	100.1%
Other Operating	2,229,405	19,115	9,538	-50.1%	2,057,345	2,138,129	103.9%
Departmental Allocations	(2,775,870)	(231,323)	(231,322)	0.0%	(693,969)	(693,966)	100.0%
Capital	130,550	10,583	12,241	15.7%	31,749	13,691	43.1%
Transfers Out	7,428,860	16,667	13,855	-16.9%	1,446,641	1,349,128	93.3%
<b>Total</b>	<b>\$ 60,716,782</b>	<b>\$ 3,492,589</b>	<b>\$ 3,287,348</b>	<b>-5.9%</b>	<b>\$ 18,869,623</b>	<b>\$ 18,111,158</b>	<b>96.0%</b>

Revenues Over/(Under) Expenditures	\$ 39,963	\$ 1,093,707	\$ 1,536,792		\$ 240,733	\$ 1,106,239	
------------------------------------	-----------	--------------	--------------	--	------------	--------------	--



**City of St. Charles**  
**Monthly Financial Report / Summary**  
**Other Funds Summary**

	Current Annual Budget	Current Month			Year-to-Date		
		Budget	Actual	% Variance	Budget	Actual	% Variance
<b>ENTERPRISE FUNDS</b>							
<b>Electric Fund</b>							
<b>Revenues</b>							
User Charges	\$ 61,543,000	\$ 5,128,583	\$ 5,199,669	1.4%	\$ 15,385,749	\$ 14,782,909	-3.9%
Connection Fees	50,000	4,167	4,340	4.2%	12,501	16,760	34.1%
Reimbursement for Projects	6,200,000	116,667	166,293	42.5%	1,150,001	1,149,534	0.0%
Investment Income	1,157,695	96,474	82,283	-14.7%	289,422	247,131	-14.6%
Other Revenues	563,616	44,051	36,099	-18.1%	148,302	152,046	2.5%
Transfers In	200,000	16,667	13,855	-16.9%	50,001	27,256	-45.5%
<b>Total Revenues</b>	<b>69,714,311</b>	<b>5,406,609</b>	<b>5,502,539</b>		<b>17,035,976</b>	<b>16,375,636</b>	
<b>Expenditures</b>							
Personnel Services	4,376,691	336,669	338,212	0.5%	1,180,905	1,065,946	-9.7%
Commodities	279,700	23,308	21,724	-6.8%	69,924	65,913	-5.7%
Contractual Services	45,871,835	3,822,652	4,256,180	11.3%	11,467,956	11,525,381	0.5%
Other Operating	5,111,510	425,961	501,037	17.6%	1,277,883	1,296,721	1.5%
Capital	11,969,844	497,488	267,733	-46.2%	2,492,464	1,631,295	-34.6%
Debt Service	1,386,045	-	-	0.0%	194,010	192,562	-0.7%
Department Allocations	1,084,830	90,402	90,402	0.0%	271,206	271,206	0.0%
<b>Total Expenditures</b>	<b>70,080,455</b>	<b>5,196,480</b>	<b>5,475,288</b>		<b>16,954,348</b>	<b>16,049,024</b>	
<b>Excess (Deficiency)</b>	<b>\$ (366,144)</b>	<b>\$ 210,129</b>	<b>\$ 27,251</b>		<b>\$ 81,628</b>	<b>\$ 326,612</b>	
<b>Water Fund</b>							
<b>Revenues</b>							
User Charges	\$ 9,702,750	\$ 808,563	\$ 1,035,101	28.0%	\$ 2,425,689	\$ 2,554,333	5.3%
Connection Fees	225,000	18,750	10,516	-43.9%	56,250	30,963	-45.0%
IEPA Loans	7,360,000	-	-	0.0%	-	-	0.0%
Investment Income	78,079	6,507	13,871	113.2%	19,521	44,808	129.5%
Other Revenues	205,345	17,112	13,349	-22.0%	51,336	50,767	-1.1%
<b>Total Revenues</b>	<b>17,571,174</b>	<b>850,932</b>	<b>1,072,837</b>		<b>2,552,796</b>	<b>2,680,871</b>	
<b>Expenditures</b>							
Personnel Services	1,418,642	108,945	140,349	28.8%	384,215	488,239	27.1%
Commodities	862,087	71,844	52,989	-26.2%	215,532	162,536	-24.6%
Contractual Services	2,297,656	191,470	179,065	-6.5%	574,410	521,633	-9.2%
Other Operating	63,310	5,276	5,767	9.3%	15,828	15,277	-3.5%
Capital	13,152,258	421,023	279,556	-33.6%	2,613,069	930,016	-64.4%
Debt Service	2,275,728	96,185	96,185	0.0%	288,417	274,391	-4.9%
Department Allocations	739,930	61,661	61,661	0.0%	184,983	184,983	0.0%
<b>Total Expenditures</b>	<b>20,809,611</b>	<b>956,404</b>	<b>815,572</b>		<b>4,276,454</b>	<b>2,577,075</b>	
<b>Excess (Deficiency)</b>	<b>\$ (3,238,437)</b>	<b>\$ (105,472)</b>	<b>\$ 257,265</b>		<b>\$ (1,723,658)</b>	<b>\$ 103,796</b>	
<b>Wastewater Fund</b>							
<b>Revenues</b>							
User Charges	\$ 12,837,200	\$ 1,069,767	\$ 1,093,643	2.2%	\$ 3,209,301	\$ 3,154,142	-1.7%
Connection Fees	285,000	23,750	18,125	-23.7%	71,250	63,978	-10.2%
ARPA Funding	882,554	367,732	446,609	21.4%	441,278	446,609	1.2%
IEPA Loans	11,179,000	-	-	0.0%	-	-	0.0%
Investment Income	246,103	20,509	45,075	119.8%	61,527	134,561	118.7%
Other Revenues	156,444	8,037	5,051	-37.2%	24,111	21,276	-11.8%
<b>Total Revenues</b>	<b>25,586,301</b>	<b>1,489,795</b>	<b>1,608,503</b>		<b>3,807,467</b>	<b>3,820,566</b>	
<b>Expenditures</b>							
Personnel Services	2,231,106	171,175	133,262	-22.1%	605,728	457,646	-24.4%
Commodities	662,159	55,179	69,884	26.6%	165,537	112,091	-32.3%
Contractual Services	2,921,967	243,497	129,268	-46.9%	730,491	534,710	-26.8%
Other Operating	67,105	5,592	43,856	684.3%	16,776	46,801	179.0%
Capital	18,917,594	645,967	1,242,200	92.3%	3,798,901	1,397,483	-63.2%
Debt Service	4,481,864	-	-	0.0%	1,340,517	1,496,872	11.7%
Department Allocations	951,110	79,259	79,259	0.0%	237,777	237,777	0.0%
<b>Total Expenditures</b>	<b>30,232,905</b>	<b>1,200,669</b>	<b>1,697,729</b>		<b>6,895,727</b>	<b>4,283,380</b>	
<b>Excess (Deficiency)</b>	<b>\$ (4,646,604)</b>	<b>\$ 289,126</b>	<b>\$ (89,226)</b>		<b>\$ (3,088,260)</b>	<b>\$ (462,814)</b>	

**City of St. Charles**  
**Monthly Financial Report / Summary**  
**Other Funds Summary**

	Current Annual Budget	Current Month			Year-to-Date		
		Budget	Actual	% Variance	Budget	Actual	% Variance
<b>Refuse Fund</b>							
<b>Revenues</b>							
User Charges	\$ 529,750	\$ 44,146	\$ 44,232	0.2%	\$ 132,438	\$ 132,733	0.2%
Other Revenues	21,115	1,760	2,284	29.8%	5,280	3,316	-37.2%
Transfers In	105,000	-	-	0.0%	-	-	0.0%
<b>Total Revenues</b>	<b>655,865</b>	<b>45,906</b>	<b>46,516</b>		<b>137,718</b>	<b>136,049</b>	
<b>Expenditures</b>							
Commodities	4,200	350	1,775	407.1%	1,050	3,923	273.6%
Contractual Services	570,800	26,716	23,268	-12.9%	59,082	46,362	-21.5%
<b>Total Expenditures</b>	<b>575,000</b>	<b>27,066</b>	<b>25,043</b>		<b>60,132</b>	<b>50,285</b>	
<b>Excess (Deficiency)</b>	<b>\$ 80,865</b>	<b>\$ 18,840</b>	<b>\$ 21,473</b>		<b>\$ 77,586</b>	<b>\$ 85,764</b>	
<b>TAX INCREMENT FINANCING DISTRICT FUNDS</b>							
<b>TIF 3 - St. Charles Mall Fund</b>							
Revenues	\$ 1,350,700	\$ 70	\$ 231	230.0%	\$ 650,210	\$ 675,851	3.9%
Expenditures	799,702	600,000	605,026	0.8%	600,000	605,026	0.0%
<b>Excess (Deficiency)</b>	<b>\$ 550,998</b>	<b>\$ (599,930)</b>	<b>\$ (604,795)</b>		<b>\$ 50,210</b>	<b>\$ 70,825</b>	
<b>TIF 4 - Fist St. Development Fund</b>							
Revenues	\$ 424,700	\$ 150	\$ 55,423	36848.7%	\$ 211,900	\$ 281,768	33.0%
Expenditures	424,700	-	-	0.0%	281,604	127,050	-54.9%
<b>Excess (Deficiency)</b>	<b>\$ -</b>	<b>\$ 150</b>	<b>\$ 55,423</b>		<b>\$ (69,704)</b>	<b>\$ 154,718</b>	
<b>TIF 5 - St. Charles Manufacturing Fund</b>							
Revenues	\$ 223,315	\$ 50	\$ 47	-6.0%	\$ 94,190	\$ 115,065	22.2%
Expenditures	223,315	-	-	0.0%	2,325	2,325	0.0%
<b>Excess (Deficiency)</b>	<b>\$ -</b>	<b>\$ 50</b>	<b>\$ 47</b>		<b>\$ 91,865</b>	<b>\$ 112,740</b>	
<b>TIF 7 - Downtown Fund</b>							
Revenues	\$ 1,226,000	\$ 700	\$ 40,291	5655.9%	\$ 601,900	\$ 810,434	34.6%
Expenditures	593,507	-	-	0.0%	154,554	154,554	0.0%
<b>Excess (Deficiency)</b>	<b>\$ 632,493</b>	<b>\$ 700</b>	<b>\$ 40,291</b>		<b>\$ 447,346</b>	<b>\$ 655,880</b>	
<b>MOTOR FUEL TAX FUND</b>							
<b>Motor Fuel Tax Fund</b>							
Revenues	\$ 1,502,512	\$ 125,545	\$ 134,716	7.3%	\$ 376,635	\$ 428,531	13.8%
Expenditures	2,525,000	400,000	198,811	-50.3%	500,000	286,561	-42.7%
<b>Excess (Deficiency)</b>	<b>\$ (1,022,488)</b>	<b>\$ (274,455)</b>	<b>\$ (64,095)</b>		<b>\$ (123,365)</b>	<b>\$ 141,970</b>	

**City of St. Charles**  
**Monthly Financial Report / Summary**  
**Other Funds Summary**

	Current Annual Budget	Current Month			Year-to-Date		
		Budget	Actual	% Variance	Budget	Actual	% Variance
<b>CAPITAL PROJECT FUNDS</b>							
<b>Capital Projects Fund</b>							
Revenues							
Home Rule Sales Tax	3,667,000	\$ -	\$ -	0.0%	\$ -	\$ -	0.0%
Video Gaming Revenue	360,000	30,000	28,511	-5.0%	90,000	91,566	1.7%
Transfers In	1,200,000	-	-	0.0%	-	-	0.0%
Other	230,905	13,000	34,834	168.0%	50,900	99,323	95.1%
<b>Total Revenues</b>	<b>\$ 5,457,905</b>	<b>\$ 43,000</b>	<b>\$ 63,345</b>		<b>\$ 140,900</b>	<b>\$ 190,889</b>	
Expenditures							
	7,133,691	550,000	56,527	-89.7%	885,000	264,413	-70.1%
<b>Total Expenditures</b>	<b>\$ 7,133,691</b>	<b>\$ 550,000</b>	<b>\$ 56,527</b>		<b>\$ 885,000</b>	<b>\$ 264,413</b>	
<b>Excess (Deficiency)</b>	<b>\$ (1,675,786)</b>	<b>\$ (507,000)</b>	<b>\$ (56,527)</b>		<b>\$ (885,000)</b>	<b>\$ (264,413)</b>	
<b>Central Downtown (TIF 7) Capital Project Fund</b>							
Revenues	\$ -	\$ -	\$ 2,226	100.0%	\$ -	\$ 6,782	100.0%
Expenditures	5,470	-	-	0.0%	-	-	0.0%
<b>Excess (Deficiency)</b>	<b>\$ (5,470)</b>	<b>\$ -</b>	<b>\$ 2,226</b>		<b>\$ -</b>	<b>\$ 6,782</b>	
<b>Central Downtown (TIF 7) 1st Street Plaza</b>							
Revenues	\$ 587,321	\$ -	\$ 14,522	100.0%	\$ 587,321	\$ 721,425	22.8%
Expenditures	4,483,601	648,360	358,769	-44.7%	896,721	559,498	0.0%
<b>Excess (Deficiency)</b>	<b>\$ (3,896,280)</b>	<b>\$ (648,360)</b>	<b>\$ (344,247)</b>		<b>\$ (309,400)</b>	<b>\$ 161,927</b>	
<b>REPLACEMENT FUND</b>							
<b>Equipment Replacement</b>							
Revenues	\$ 441,401	\$ 1,250	\$ 3,274	161.9%	\$ 430,151	\$ 434,880	1.1%
Expenditures	163,225	3,500	10,818	209.1%	41,625	58,846	41.4%
<b>Excess (Deficiency)</b>	<b>\$ 278,176</b>	<b>\$ (2,250)</b>	<b>\$ (7,544)</b>		<b>\$ 388,526</b>	<b>\$ 376,034</b>	
<b>DEBT SERVICE FUNDS</b>							
<b>Debt Service</b>							
Revenues							
Sales & Use Tax	\$ 1,320,000	\$ 110,000	\$ 120,000	9.1%	\$ 330,000	\$ 360,000	9.1%
Other Revenues	20,000	1,666	8,498	410.1%	4,998	22,731	354.8%
Transfers In	7,448,143	-	-	0.0%	1,202,815	1,202,813	0.0%
<b>Total Revenues</b>	<b>8,788,143</b>	<b>111,666</b>	<b>128,498</b>		<b>1,537,813</b>	<b>1,585,544</b>	
Expenditures							
Debt Service	8,405,544	36,200	36,200	0.0%	1,239,015	1,239,013	0.0%
Contractual Services	4,300	-	-	0.0%	-	-	0.0%
<b>Total Expenditures</b>	<b>8,409,844</b>	<b>36,200</b>	<b>36,200</b>		<b>1,239,015</b>	<b>1,239,013</b>	
<b>Excess (Deficiency)</b>	<b>\$ 378,299</b>	<b>\$ 75,466</b>	<b>\$ 92,298</b>		<b>\$ 298,798</b>	<b>\$ 346,531</b>	
<b>INTERNAL SERVICE FUNDS</b>							
<b>Inventory</b>							
Revenues	\$ 3,886,555	\$ 323,865	\$ 374,329	15.6%	\$ 971,600	\$ 915,503	-5.8%
Expenditures	3,526,860	288,202	337,501	17.1%	878,451	842,570	-4.1%
<b>Excess (Deficiency)</b>	<b>\$ 359,695</b>	<b>\$ 35,663</b>	<b>\$ 36,828</b>		<b>\$ 93,149</b>	<b>\$ 72,933</b>	

**City of St. Charles**  
**Monthly Financial Report / Summary**  
**Other Funds Summary**

	Current Annual Budget	Current Month			Year-to-Date		
		Budget	Actual	% Variance	Budget	Actual	% Variance
<b>Fleet Services</b>							
Revenues	\$ 3,407,160	\$ 117,264	\$ 126,118	7.6%	\$ 2,351,792	\$ 2,378,490	1.1%
Expenditures	2,468,891	97,408	152,065	56.1%	513,223	670,516	30.6%
<b>Excess (Deficiency)</b>	<b>\$ 938,269</b>	<b>\$ 19,856</b>	<b>\$ (25,947)</b>		<b>\$ 1,838,569</b>	<b>\$ 1,707,974</b>	
<b>Workers Compensation &amp; Liability</b>							
Revenues	\$ 913,685	\$ 13,640	\$ 9,433	-30.8%	\$ 790,920	\$ 785,736	-0.7%
Expenditures	949,025	42,715	96,277	125.4%	378,485	381,016	0.7%
<b>Excess (Deficiency)</b>	<b>\$ (35,340)</b>	<b>\$ (29,075)</b>	<b>\$ (86,844)</b>		<b>\$ 412,435</b>	<b>\$ 404,720</b>	
<b>Communications</b>							
Revenues	\$ 371,393	\$ 116,650	\$ 2,793	-97.6%	\$ 121,664	\$ 301,458	147.8%
Expenditures	381,364	25,284	43,603	72.5%	145,385	101,813	-30.0%
<b>Excess (Deficiency)</b>	<b>\$ (9,971)</b>	<b>\$ 91,366</b>	<b>\$ (40,810)</b>		<b>\$ (23,721)</b>	<b>\$ 199,645</b>	

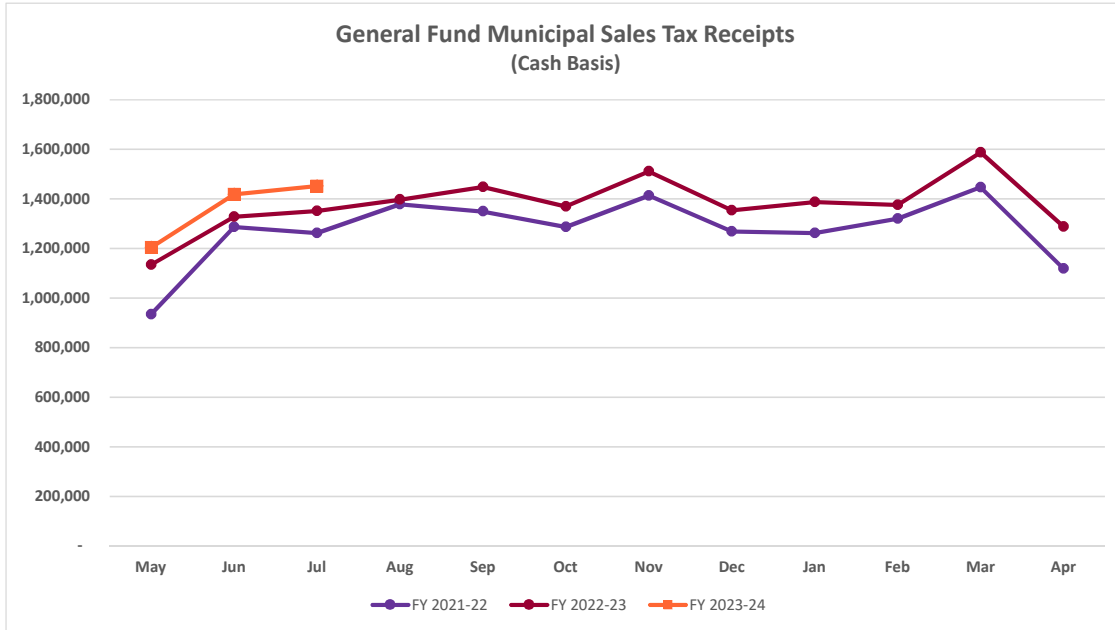
**City of St. Charles**  
**Monthly Financial Report / General Fund Revenue**  
**Municipal 1% Sales Tax Revenue**

FY 2023-24 Budget:

\$ 17,380,000

Percentage of General Fund Revenues:

28.6%



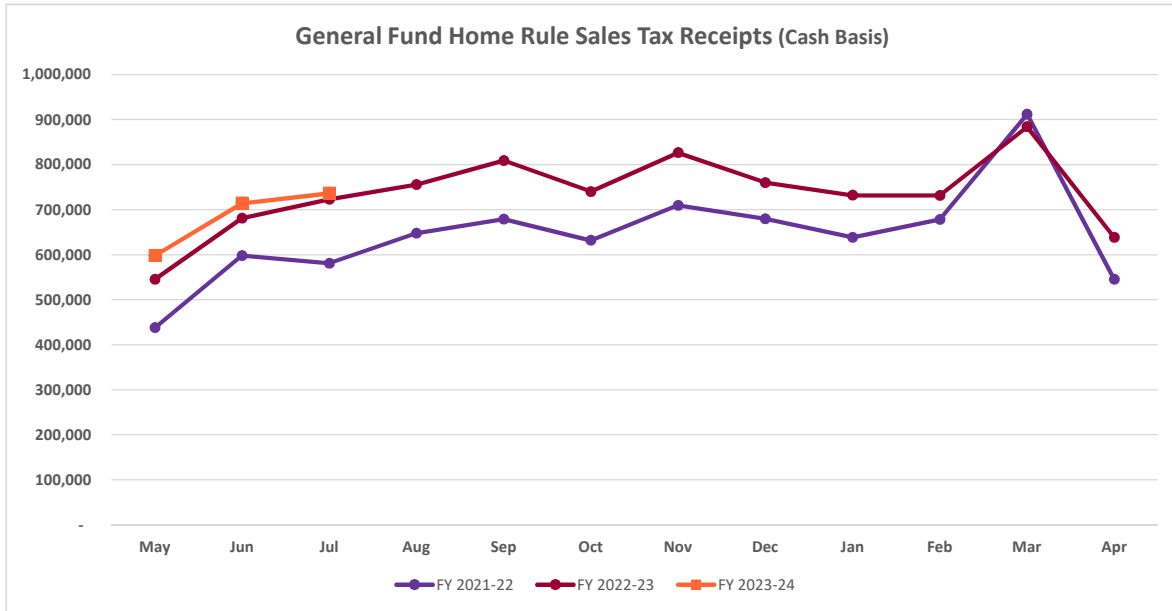
<u>Liability</u>	<u>Disbursement</u>	<u>Actual</u> FY 2021-22	<u>Actual</u> FY 2022-23	<u>Percent</u> <u>Change</u>	<u>Actual</u> FY 2023-24	<u>Percent</u> <u>Change</u>	<u>Budget</u> FY 2023-24	<u>Budget</u> <u>Variance</u>	<u>Percent</u> <u>Variance</u>
February	May	934,336	1,133,874	21.4%	1,203,717	6.2%	1,161,085	42,632	3.7%
March	June	1,287,014	1,327,445	3.1%	1,418,136	6.8%	1,360,923	57,213	4.2%
April	July	1,262,466	1,351,542	7.1%	1,452,005	7.4%	1,351,430	100,575	7.4%
May	August	1,378,540	1,396,924	1.3%	-	-100.0%	-	-	0.0%
June	September	1,349,223	1,447,582	7.3%	-	-100.0%	-	-	0.0%
July	October	1,286,485	1,369,152	6.4%	-	-100.0%	-	-	0.0%
August	November	1,413,533	1,510,600	6.9%	-	-100.0%	-	-	0.0%
September	December	1,268,068	1,354,112	6.8%	-	-100.0%	-	-	0.0%
October	January	1,262,049	1,386,959	9.9%	-	-100.0%	-	-	0.0%
November	February	1,319,971	1,375,770	4.2%	-	-100.0%	-	-	0.0%
December	March	1,446,954	1,587,911	9.7%	-	-100.0%	-	-	0.0%
January	April	1,118,215	1,287,941	15.2%	-	-100.0%	-	-	0.0%
	<b>Total</b>	<b>15,326,854</b>	<b>16,529,812</b>		<b>4,073,858</b>		<b>3,873,438</b>		

**Note** - The amounts above include the sales tax revenue pledged to pay the principal and interest due on the Series 2016 Senior Lien Limited Sales Tax Revenue Refunding Bonds.

**City of St. Charles**  
**Monthly Financial Report / General Fund Revenue**  
**Home Rule 1% Sales Tax Revenue**

FY 2023-24 Budget: \$ 9,355,000

Percentage of General Fund Revenues: 15.4%



Liability	Disbursement	Actual	Actual	Percent	Actual	Percent	Budget	Budget	Percent
		FY 2021-22	FY 2022-23	Change	FY 2023-24	Change	FY 2023-24	Variance	Variance
February	May	437,810	545,244	24.5%	597,974	9.7%	556,634	41,340	7.4%
March	June	597,956	681,414	14.0%	714,443	4.8%	696,705	17,738	2.5%
April	July	580,918	722,991	24.5%	736,280	1.8%	719,163	17,117	2.4%
May	August	647,838	755,994	16.7%	-	-100.0%	-	-	0.0%
June	September	679,307	809,045	19.1%	-	-100.0%	-	-	0.0%
July	October	631,922	740,120	17.1%	-	-100.0%	-	-	0.0%
August	November	709,819	826,723	16.5%	-	-100.0%	-	-	0.0%
September	December	680,055	760,256	11.8%	-	-100.0%	-	-	0.0%
October	January	638,791	732,102	14.6%	-	-100.0%	-	-	0.0%
November	February	678,451	731,621	7.8%	-	-100.0%	-	-	0.0%
December	March	912,078	884,170	-3.1%	-	-100.0%	-	-	0.0%
January	April	545,228	638,203	17.1%	-	-100.0%	-	-	0.0%
	<b>Total</b>	<b>7,740,173</b>	<b>8,827,883</b>		<b>2,048,697</b>		<b>1,972,502</b>		

**Notes:**

The 1% home rule sales tax revenue is not applicable to sales of food prepared for immediate consumption, drugs and titled vehicles.

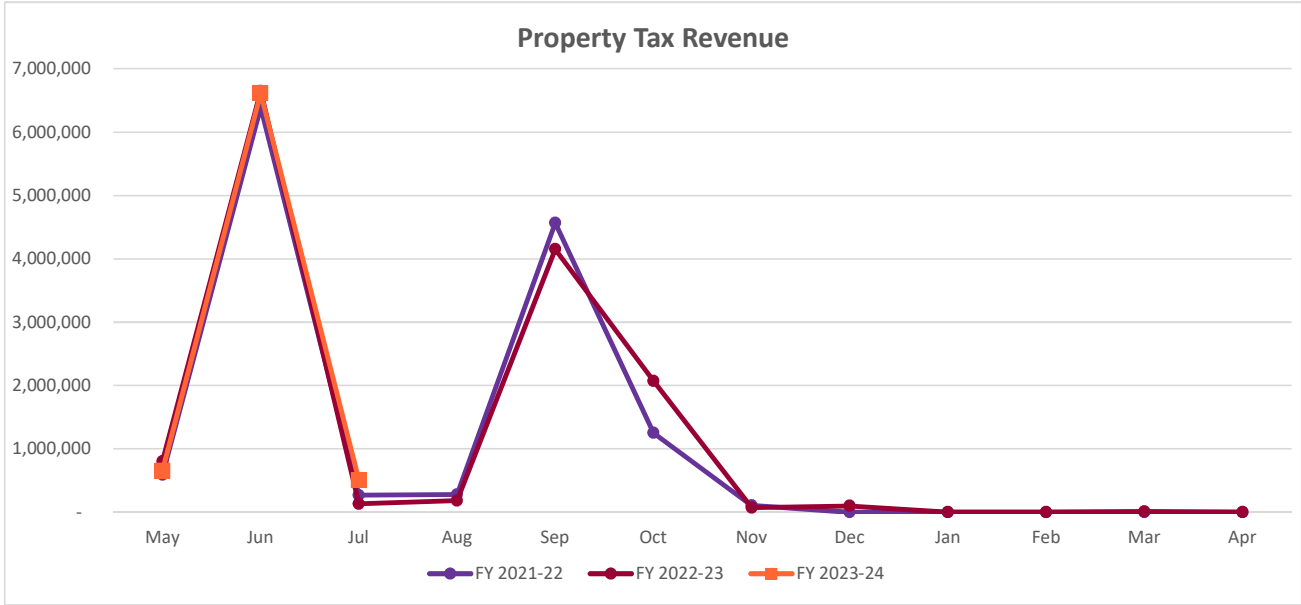
The amounts above include the sales tax revenue pledged to pay the principal and interest due on the Series 2016 Senior Lien Limited Sales Tax Revenue Refunding Bonds.



# City of St. Charles Monthly Financial Report / General Fund Revenue Property Taxes

FY 2023-24 Budget: \$ 14,621,368

Percentage of General Fund Revenues: 24.1%



<u>Disbursement</u>	<u>Actual FY 2021-22</u>	<u>Actual FY 2022-23</u>	<u>Percent Change</u>	<u>Actual FY 2023-24</u>	<u>Percent Change</u>	<u>Budget FY 2023-24</u>	<u>Budget Variance</u>	<u>Percent Variance</u>
May	589,459	805,400	36.6%	654,988	-18.7%	831,913	(176,925)	-21.3%
June	6,390,064	6,646,309	4.0%	6,611,985	-0.5%	6,669,411	(57,426)	-0.9%
July	266,973	132,928	-50.2%	507,889	282.1%	337,299	170,590	50.6%
August	278,408	183,783	-34.0%	-	-100.0%	-	-	0.0%
September	4,564,047	4,148,327	-9.1%	-	-100.0%	-	-	0.0%
October	1,250,673	2,072,622	65.7%	-	-100.0%	-	-	0.0%
November	108,492	72,733	-33.0%	-	-100.0%	-	-	0.0%
December	-	99,240	100.0%	-	100.0%	-	-	0.0%
January	-	-	0.0%	-	0.0%	-	-	0.0%
February	-	-	0.0%	-	0.0%	-	-	0.0%
March	-	11,794	100.0%	-	100.0%	-	-	0.0%
April	-	-	0.0%	-	-	-	-	0.0%
	<b>13,448,116</b>	<b>14,173,136</b>		<b>7,774,862</b>		<b>7,838,623</b>	<b>(63,761)</b>	

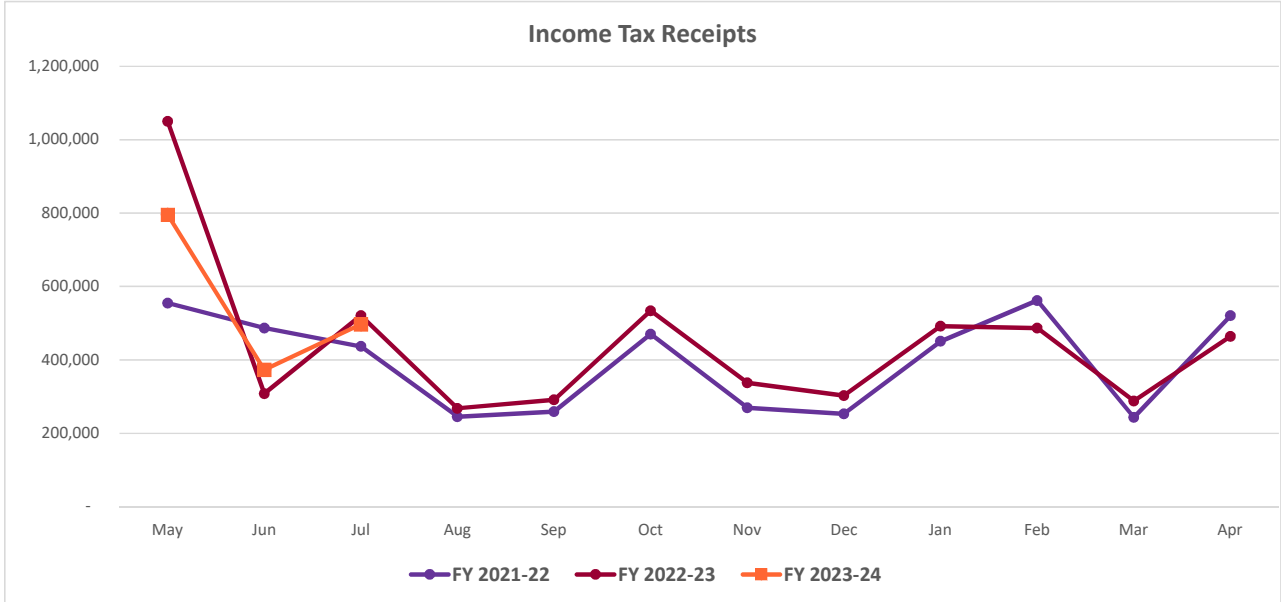
**City of St. Charles**  
**Monthly Financial Report / General Fund Revenue**  
**State Shared Income Tax Revenue**

FY 2023-24 Budget:

\$ 5,600,000

Percentage of General Fund Revenues:

9.2%

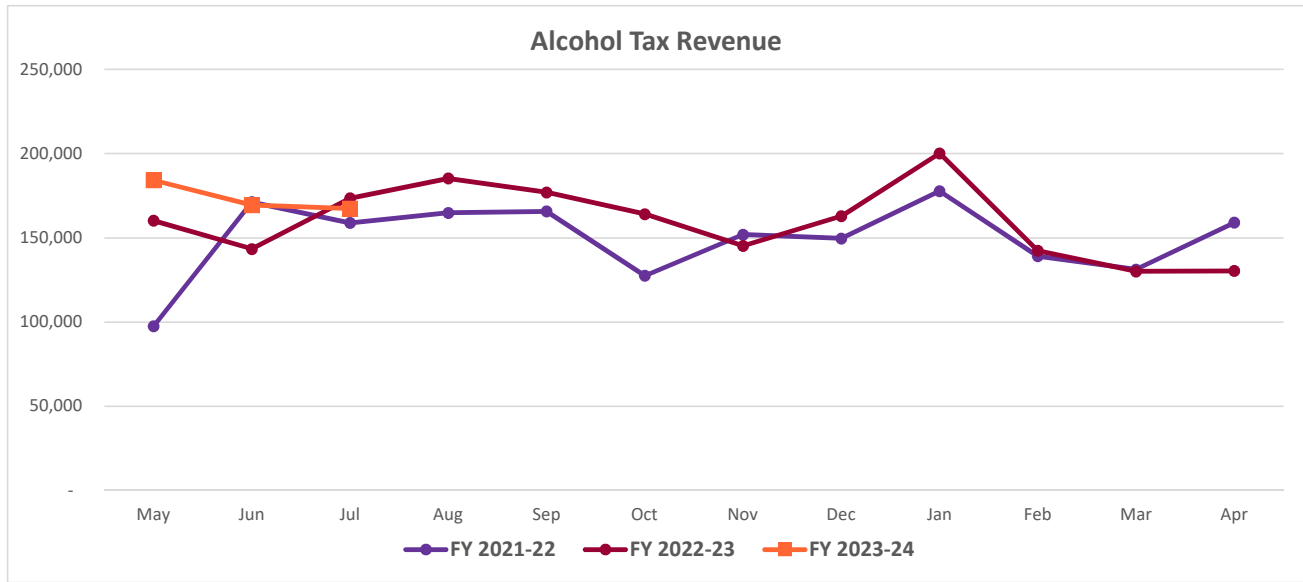


<u>Disbursement</u>	<u>Actual</u> <u>FY 2021-22</u>	<u>Actual</u> <u>FY 2022-23</u>	<u>Percent</u> <u>Change</u>	<u>Actual</u> <u>FY 2023-24</u>	<u>Percent</u> <u>Change</u>	<u>Budget</u> <u>FY 2023-24</u>	<u>Budget</u> <u>Variance</u>	<u>Percent</u> <u>Variance</u>
May	554,856	1,050,063	89.2%	795,772	-24.2%	700,124	95,648	13.7%
June	486,830	308,462	-36.6%	373,143	21.0%	423,168	(50,025)	-11.8%
July	436,730	520,737	19.2%	497,140	-4.5%	545,563	(48,423)	-8.9%
August	245,231	268,209	9.4%	-	-100.0%	-	-	0.0%
September	258,977	291,471	12.5%	-	-100.0%	-	-	0.0%
October	470,622	533,624	13.4%	-	-100.0%	-	-	0.0%
November	269,787	337,909	25.3%	-	-100.0%	-	-	0.0%
December	253,159	303,185	19.8%	-	-100.0%	-	-	0.0%
January	450,736	492,345	9.2%	-	-100.0%	-	-	0.0%
February	562,026	486,811	-13.4%	-	-100.0%	-	-	0.0%
March	243,606	288,320	18.4%	-	-100.0%	-	-	0.0%
April	520,430	464,039	-10.8%	-	-	-	-	-
	<b>4,752,990</b>	<b>5,345,175</b>		<b>1,666,055</b>		<b>1,668,855</b>	<b>(2,800)</b>	

**City of St. Charles**  
**Monthly Financial Report / General Fund Revenue**  
**3% Local Alcohol Tax**

FY 2023-24 Budget: \$ 2,150,000

Percentage of General Fund Revenues: 3.5%

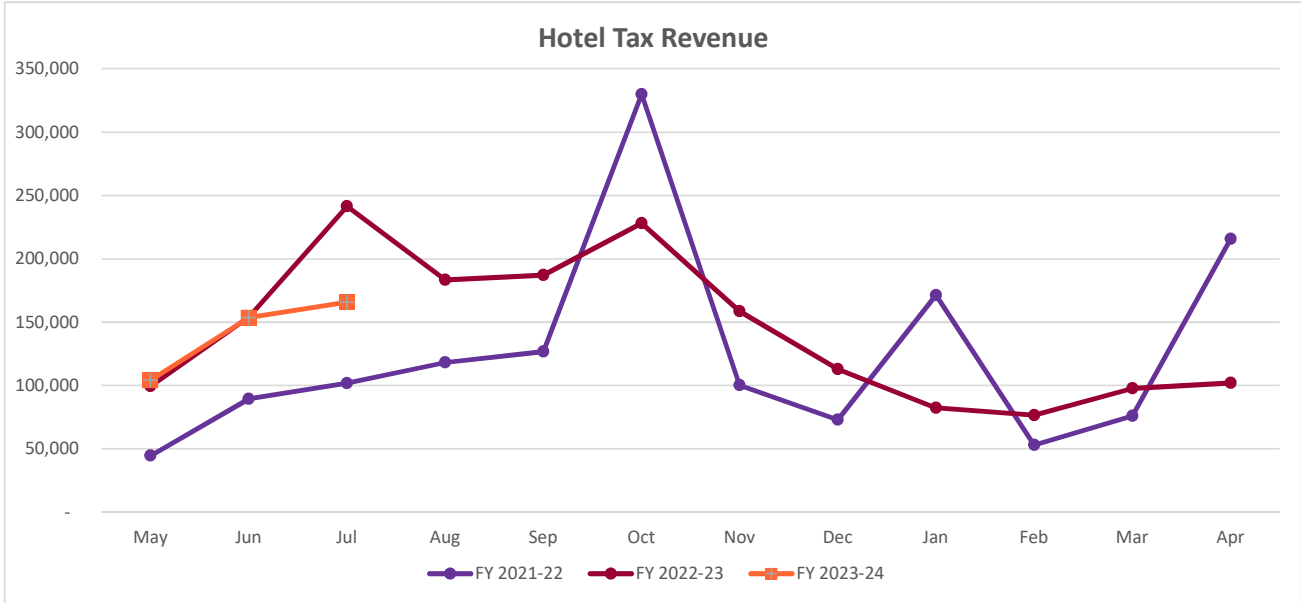


Liability Period	Actual			Actual		Budget		Budget	
	FY 2021-22	FY 2022-23	Percent Change	FY 2023-24	Percent Change	FY 2023-24	Variance	Percent Variance	
May	97,476	160,178	64.3%	184,227	15.0%	179,417	4,810	2.7%	
June	171,217	143,384	-16.3%	169,452	18.2%	160,607	8,845	5.5%	
July	158,935	173,516	9.2%	167,393	-3.5%	194,358	(26,965)	-13.9%	
August	164,869	185,337	12.4%	-	-100.0%	-	-	0.0%	
September	165,718	177,052	6.8%	-	-100.0%	-	-	0.0%	
October	127,533	164,086	28.7%	-	-100.0%	-	-	0.0%	
November	151,927	145,258	-4.4%	-	-100.0%	-	-	0.0%	
December	149,687	162,908	8.8%	-	-100.0%	-	-	0.0%	
January	177,763	200,113	12.6%	-	-100.0%	-	-	0.0%	
February	139,110	142,345	2.3%	-	-100.0%	-	-	0.0%	
March	131,264	130,108	-0.9%	-	-100.0%	-	-	0.0%	
April	159,027	130,339	-18.0%	-	-100.0%	-	-	0.0%	
	<b>1,794,526</b>	<b>1,914,624</b>		<b>521,072</b>		<b>534,382</b>	<b>(13,310)</b>		

# City of St. Charles Monthly Financial Report / General Fund Revenue 6% Local Hotel Tax

FY 2023-24 Budget: \$ 2,000,000

Percentage of General Fund Revenues: 3.3%

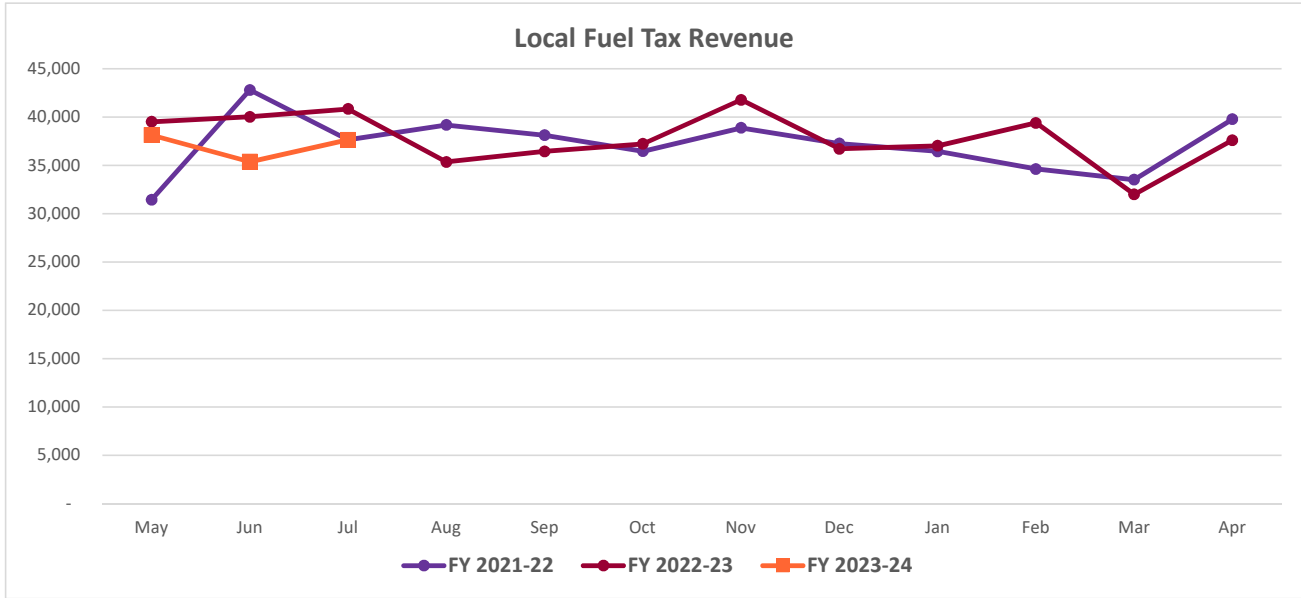


<u>Disbursement</u>	<u>Actual FY 2021-22</u>	<u>Actual FY 2022-23</u>	<u>Percent Change</u>	<u>Actual FY 2023-24</u>	<u>Percent Change</u>	<u>Budget FY 2023-24</u>	<u>Budget Variance</u>	<u>Percent Variance</u>
May	44,623	99,596	123.2%	104,085	4.5%	115,534	(11,449)	-9.9%
June	89,379	154,015	72.3%	153,539	-0.3%	178,662	(25,123)	-14.1%
July	101,762	241,433	137.3%	165,732	-31.4%	200,069	(34,337)	-17.2%
August	118,152	183,344	55.2%		-100.0%	-	-	0.0%
September	126,638	187,037	47.7%		-100.0%	-	-	0.0%
October	329,771	227,867	-30.9%		-100.0%	-	-	0.0%
November	100,173	158,647	58.4%		-100.0%	-	-	0.0%
December	73,070	112,933	54.6%		-100.0%	-	-	0.0%
January	171,290	82,301	-52.0%		-100.0%	-	-	0.0%
February	53,104	76,543	44.1%		-100.0%	-	-	0.0%
March	76,119	97,736	28.4%		-100.0%	-	-	0.0%
April	215,684	101,953	-52.7%		-100.0%	-	-	0.0%
	<b>1,499,765</b>	<b>1,723,405</b>		<b>423,356</b>		<b>494,265</b>	<b>(70,909)</b>	

**City of St. Charles**  
**Monthly Financial Report**  
**\$0.02 Local Fuel Tax Revenue**

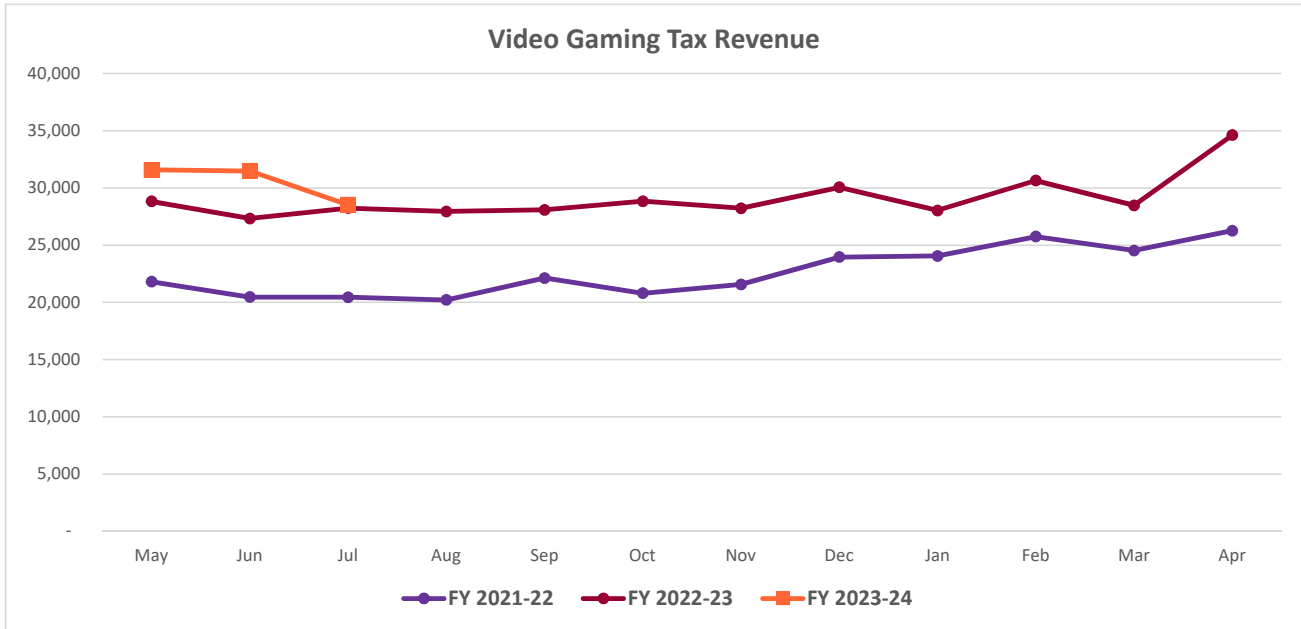
FY 2023-24 Budget: \$ 454,000

Percentage of General Fund Revenues: 0.7%



Liability Period	Actual	Actual	Percent Change	Actual	Percent Change	Budget	Budget	Percent Variance
	FY 2021-22	FY 2022-23		FY 2023-24		FY 2023-24	Variance	
May	31,430	39,516	25.7%	38,141	-3.5%	37,833	308	0.8%
June	42,812	40,031	-6.5%	35,369	-11.6%	37,833	(2,464)	-6.5%
July	37,662	40,835	8.4%	37,644	-7.8%	37,833	(189)	-0.5%
August	39,176	35,358	-9.7%	-	-100.0%	-	-	0.0%
September	38,125	36,449	-4.4%	-	-100.0%	-	-	0.0%
October	36,471	37,223	2.1%	-	-100.0%	-	-	0.0%
November	38,883	41,784	7.5%	-	-100.0%	-	-	0.0%
December	37,270	36,714	-1.5%	-	-100.0%	-	-	0.0%
January	36,450	37,031	1.6%	-	-100.0%	-	-	0.0%
February	34,627	39,400	13.8%	-	-100.0%	-	-	0.0%
March	33,516	31,992	-4.5%	-	-100.0%	-	-	0.0%
April	39,776	37,611	-5.4%	-	-100.0%	-	-	0.0%
	<b>446,198</b>	<b>453,944</b>		<b>111,154</b>		<b>113,499</b>	<b>(2,345)</b>	

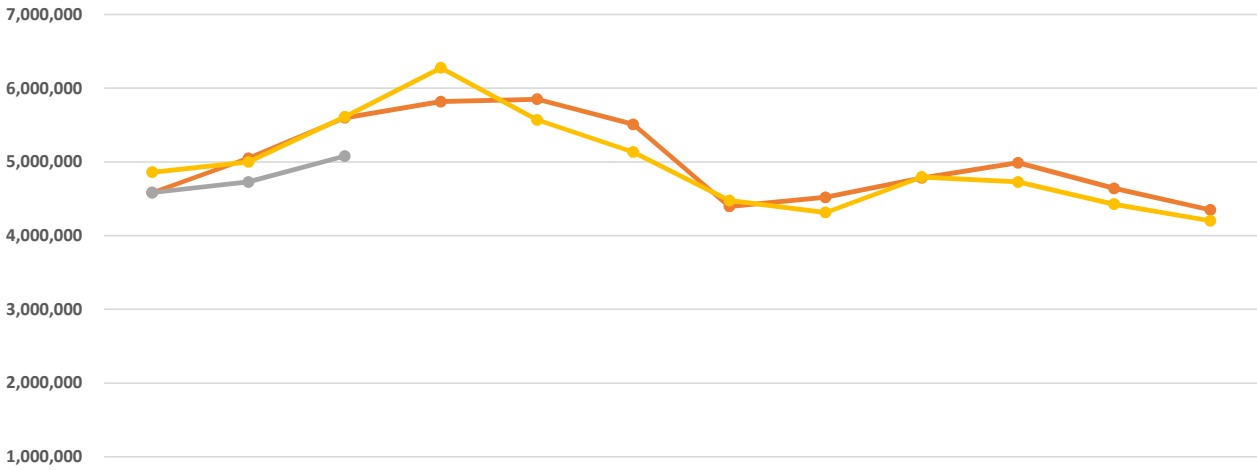
**City of St. Charles**  
**Monthly Financial Report**  
**Video Gaming Tax Revenue**



<u>Liability Period</u>	<u>Actual</u>			<u>Actual</u>		<u>Budget</u>		<u>Percent Variance</u>
	<u>FY 2021-22</u>	<u>FY 2022-23</u>	<u>Percent Change</u>	<u>FY 2023-24</u>	<u>Percent Change</u>	<u>FY 2023-24</u>	<u>Variance</u>	
May	21,804	28,833	32.2%	31,574	9.5%	30,000	1,574	5.2%
June	20,469	27,327	100.0%	31,481	15.2%	30,000	1,481	4.9%
July	20,450	28,238	100.0%	28,511	1.0%	30,000	(1,489)	-5.0%
August	20,207	27,944	100.0%	-	-100.0%	-	-	0.0%
September	22,126	28,086	26.9%	-	-100.0%	-	-	0.0%
October	20,806	28,840	38.6%	-	-100.0%	-	-	0.0%
November	21,568	28,223	30.9%	-	-100.0%	-	-	0.0%
December	23,967	30,054	25.4%	-	-100.0%	-	-	0.0%
January	24,060	28,033	16.5%	-	-100.0%	-	-	0.0%
February	25,758	30,640	100.0%	-	-100.0%	-	-	0.0%
March	24,540	28,480	16.1%	-	-100.0%	-	-	0.0%
April	26,270	34,625	31.8%	-	-	-	-	0.0%
	<b>272,025</b>	<b>349,323</b>		<b>91,566</b>		<b>90,000</b>	<b>1,566</b>	

**City of St. Charles**  
**Monthly Financial Report / Summary**  
**Electric User Charges and Consumption**

**Electric Fund User Chargers**

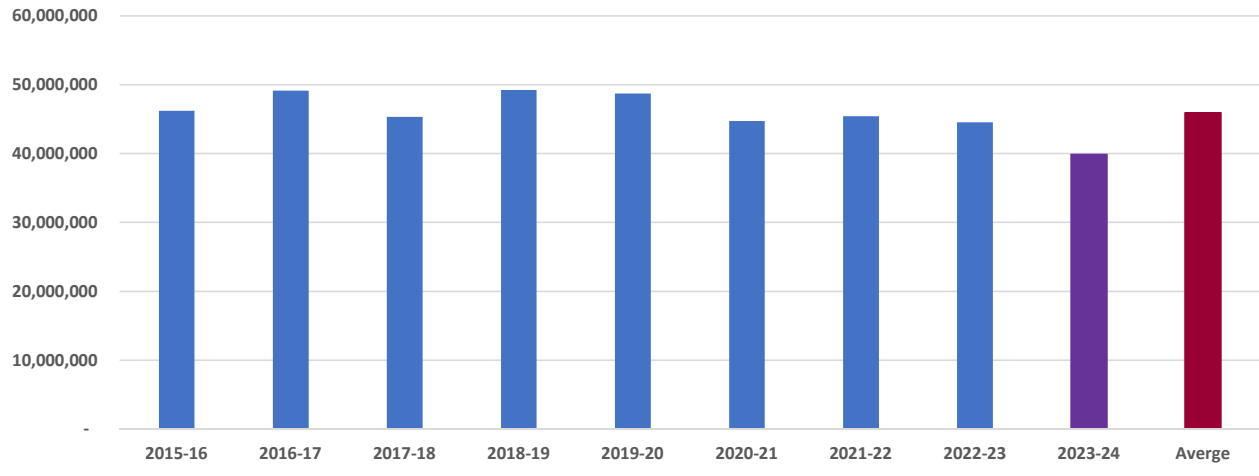


	May	June	July	August	September	October	November	December	January	February	March	April
FY 2021-22	4,583,824	5,049,645	5,599,999	5,818,046	5,850,912	5,510,051	4,396,041	4,520,840	4,782,972	4,988,260	4,640,599	4,351,173
FY 2022-23	4,860,838	5,000,082	5,612,241	6,276,914	5,572,005	5,134,322	4,476,845	4,314,032	4,796,241	4,729,664	4,427,759	4,202,195
FY 2023-24	4,583,429	4,728,820	5,079,857									

● FY 2021-22   
 ● FY 2022-23   
 ● FY 2023-24

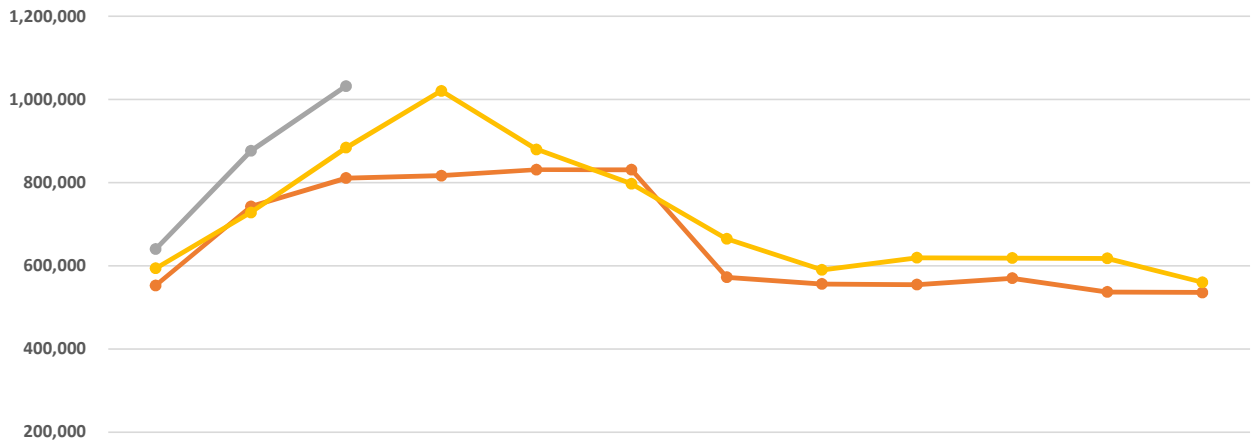
**Electric Consumption for Month of: July, 2023**

**Kilowatt Hours Consumption**



**City of St. Charles**  
**Monthly Financial Report / Summary**  
**Water Fund User Charges and Consumption**

**Water Fund User Chargers**

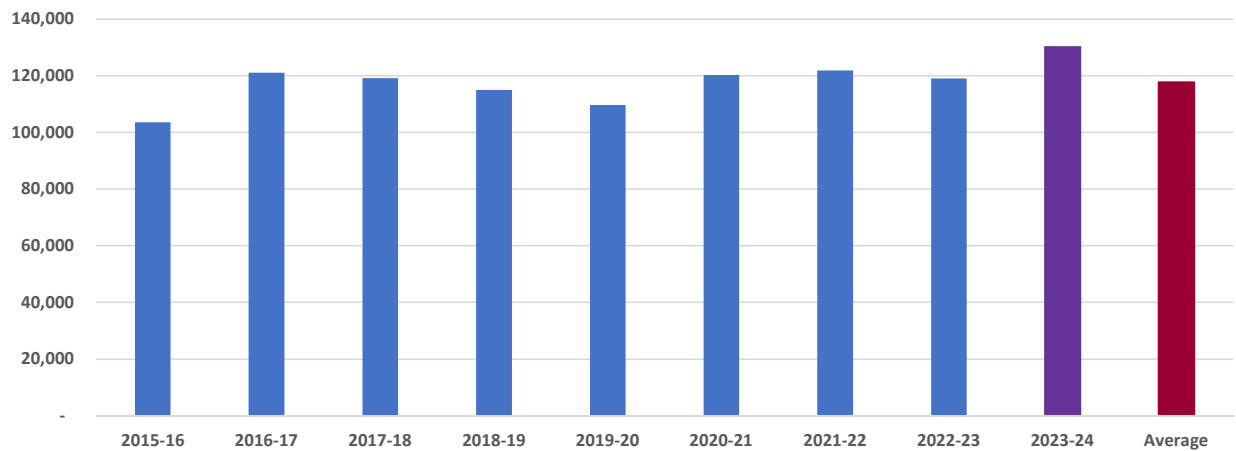


	May	June	July	August	September	October	November	December	January	February	March	April
FY 2021-22	552,710	742,556	810,890	816,601	831,091	830,836	572,332	556,269	554,776	569,908	536,874	535,764
FY 2022-23	594,062	728,268	883,972	1,020,700	879,874	796,916	664,876	590,152	619,501	618,401	617,643	560,120
FY 2023-24	640,133	876,401	1,032,289									

—●— FY 2021-22   
 —●— FY 2022-23   
 —●— FY 2023-24

**Water Consumption for Month of: July, 2023**

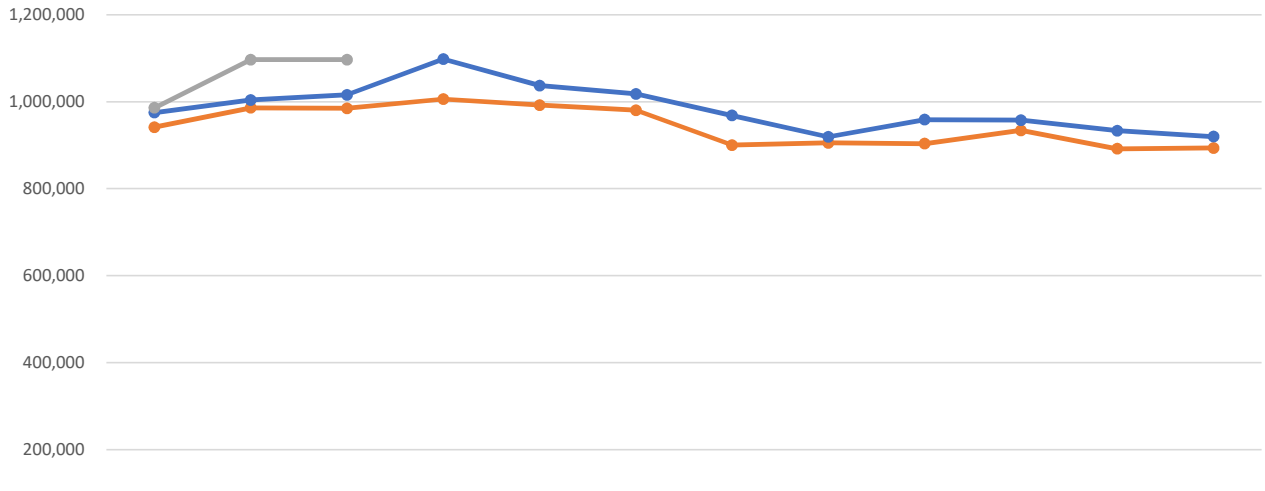
**Water Gallons (1000s) Consumption**





**City of St. Charles**  
**Monthly Financial Report / Summary**  
**Wastewater Fund User Charges and Consumption**

**Wastewater Fund User Chargers**

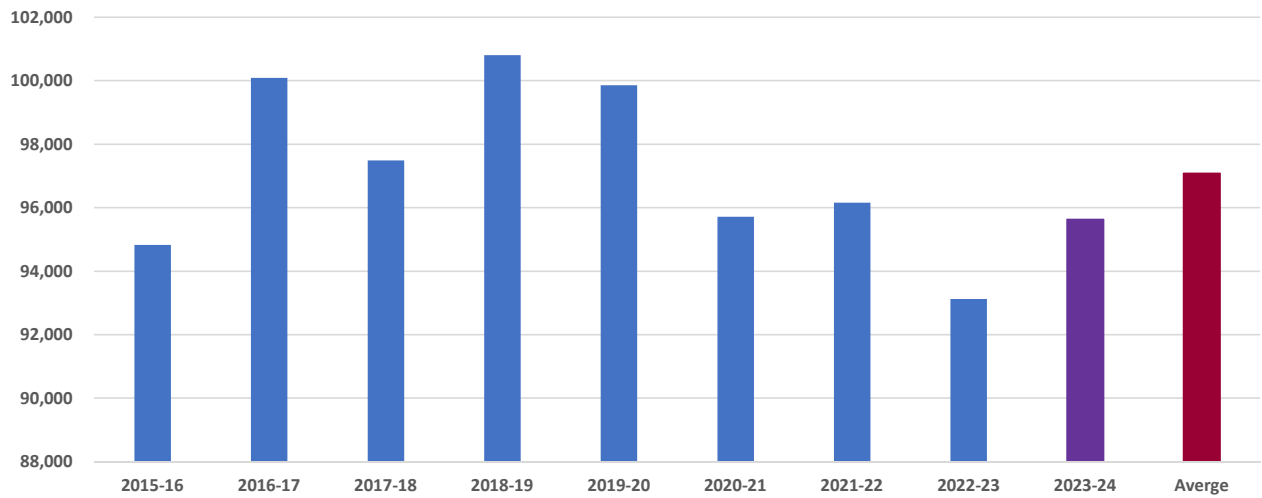


	May	June	July	Aug	Sept	Oct	Nov	Dec	Jan	Feb	March	April
FY 2021-22	941,489	986,038	984,764	1,006,093	992,110	980,311	900,331	905,460	903,627	933,928	891,730	893,773
FY 2022-23	974,945	1,004,138	1,016,006	1,098,171	1,037,047	1,017,797	968,386	919,217	958,890	957,613	933,293	919,665
FY 2023-24	986,125	1,096,565	1,096,714									

● FY 2021-22   
 ● FY 2022-23   
 ● FY 2023-24

**Wastewater Consumption for Month of: July, 2023**

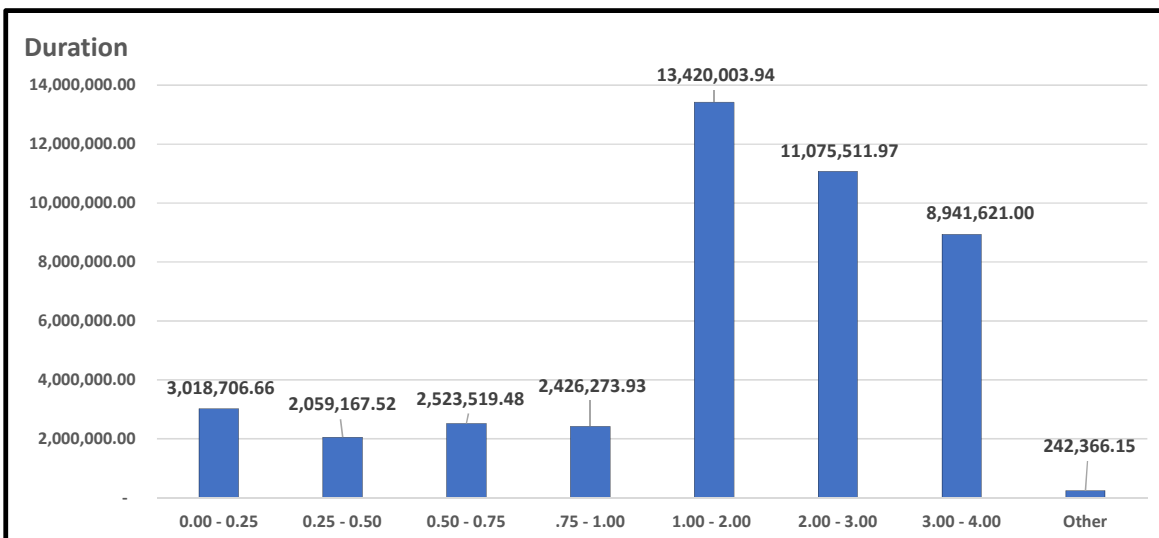
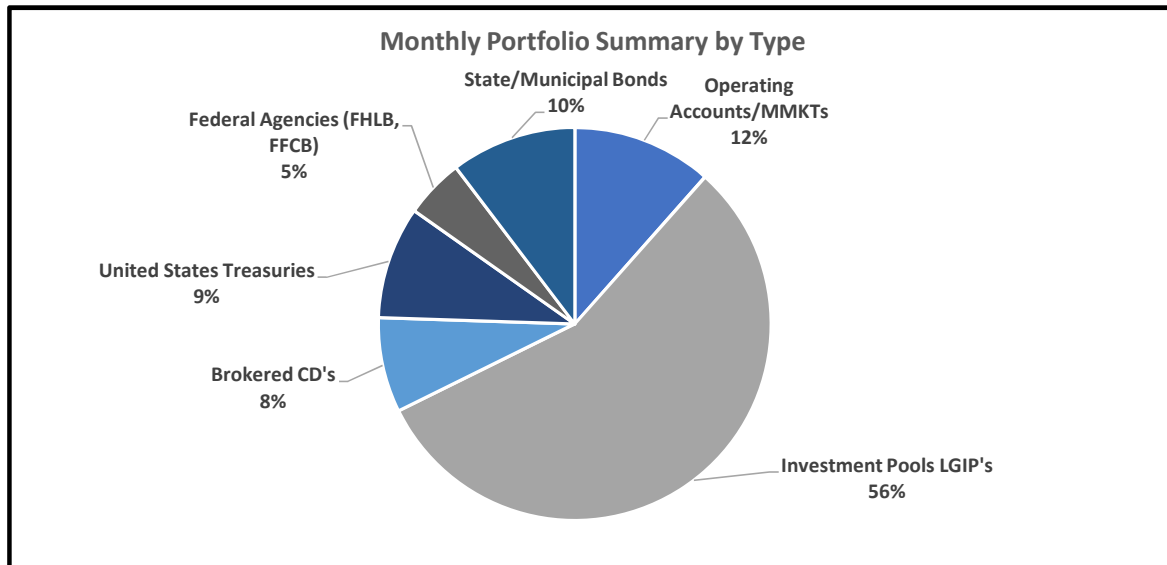
**Wastewater Consumption**



**City of St. Charles**  
**Monthly Investment Summary**  
**July 31, 2023**

**Total Portfolio Size:** 128,906,551.83  
**Fixed Income Portfolio:** 41,628,537.35 **32.3% Percent of Total**  
**Fixed Income Yield:** 3.69% **End of Month 6 Month Treasury:** 5.53%  
**Fixed Income Avg Duration:** 1.957 Years **Fixed Income Avg Credit Rating:** AA/Aa2/AA

<u>Category</u>	<u>Amount</u>	<u>Percent</u>
Operating Accounts/MMKTs	14,892,169.72	11.6%
Investment Pools LGIP's	72,385,844.76	56.2%
Brokered CD's	10,082,805.80	7.8%
United States Treasuries	11,925,981.00	9.3%
Federal Agencies (FHLB, FFCB)	6,289,924.00	4.9%
State/Municipal Bonds	13,329,826.55	10.3%
	<u>128,906,551.83</u>	-



**MINUTES  
THE CITY OF ST. CHARLES  
GOVERNMENT OPERATIONS COMMITTEE  
ALD. STEVE WEBER, CHAIR  
MONDAY, AUGUST 7, 2023**

**1. Call to Order**

Chairman Weber called the meeting to order at 7:07 pm.

**2. Roll Call**

Present: Ald. Silkaitis, Ald. Foulkes, Ald. Bongard, Ald. Muenz, Ald. Lencioni,  
Ald. Gehm, Ald. Pietryla, Ald. Wirball, Ald. Bessner

Absent: None

**3. Administrative – None**

a. Video Gaming Statistics, June 2023, Information Only – no comments

**4. Omnibus Vote**

Items with an asterisk (\*) are considered to be routine matters and will be enacted by one motion. There will be no separate discussion on these items unless a council member/citizen so requests, in which event the item will be removed from the consent agenda and considered in normal sequence on the agenda.

Motion by Ald. Bessner, second by Ald. Wirball to approve the Omnibus items.

**Voice Vote:** Ayes: Ald. Silkaitis, Ald. Foulkes, Ald. Bongard, Ald. Muenz, Ald. Lencioni, Ald. Gehm, Ald. Pietryla, Ald. Wirball, Ald. Bessner. Nays: None. Absent: None. Ald. Weber did not vote as Chair. **Motion Carried.**

**5. Police Department**

\*a. Recommendation to approve Parking Lot and Street Closures from Thursday, October 5 through Monday, October 9, 2023, for the Annual Scarecrow Weekend.

Motion by Ald. Bessner, second by Ald. Wirball to recommend approval of Parking Lot and Street Closures from Thursday, October 5 through Monday, October 9, 2023, for the Annual Scarecrow Weekend.

**Voice Vote:** Ayes: Ald. Silkaitis, Ald. Foulkes, Ald. Bongard, Ald. Muenz, Ald. Lencioni, Ald. Gehm, Ald. Pietryla, Ald. Wirball, Ald. Bessner. Nays: None. Absent: None. Ald. Weber did not vote as Chair. **Motion Carried.**

**6. Information Systems**

- a. Information Systems Department Strategic Initiative Update, Information Only.

Technology Initiative Update

Larry Gunderson reminded the Committee that the technology initiatives in support of the Strategic Plan are to Modernize the City’s digital presence and evaluate risks to the organization. Work has begun on the new City website project. The new City Codebook is expected to be up and running within a few months. Increasing digital forms is another initiative to be undertaken. A new portal for the utility billing system will be active by the end of August. A new managed security services provider is assisting the City to evaluate risks to the organization and the team is already seeing great results.

Overview of Geographic Information Systems (GIS)

Eric Creighton spoke to the Committee about the location services, which ties everything to a specific location and has data attached. This supports efficient information gathering and decision making. Some examples are the Zoning Map, the Lead Survey Dashboard, and My Neighborhood application. City staff, especially the Public Works Department, uses GIS information extensively. More information will be provided in the future regarding the application for the utility network.

**7. Finance Department**

- \*a. Budget Revisions for July 2023.

Motion by Ald. Bessner, second by Ald. Wirball to recommend approval of Budget Revisions for July 2023.

**Roll Call Vote:** Ayes: Ald. Silkaitis, Ald. Foulkes, Ald. Bongard, Ald. Muenz, Ald. Lencioni, Ald. Gehm, Ald. Pietryla, Ald. Wirball, Ald. Bessner. Nays: None. Absent: None. Ald. Weber did not vote as Chair. **Motion Carried.**

**8. Public Comment - None**

**9. Additional Items from Mayor, Council or Staff - None**

**10. Adjournment**

Motion by Ald. Lencioni, second by Ald. Bessner to adjourn the meeting at 7:25 pm.

**Voice Vote:** Ayes: Ald. Silkaitis, Ald. Foulkes, Ald. Bongard, Ald. Muenz, Ald. Lencioni, Ald. Gehm, Ald. Pietryla, Ald. Wirball, Ald. Bessner. Nays: None. Absent: None. Ald. Weber did not vote as Chair. **Motion Carried.**

:sb

**MINUTES  
CITY OF ST. CHARLES, IL  
PLANNING AND DEVELOPMENT COMMITTEE  
MONDAY, AUGUST 14, 2023 7:00 P.M.**

**Members Present:** Silkaitis, Foulkes, Bongard, Muenz, Lencioni, Gehm, Pietryla, Wirball, Bessner, Weber

**Members Absent:** None

**Others Present:** Russell Colby, Director of Community Development; Derek Conley, Director of Economic Development; Bruce Sylvester, Assistant Director of Community Development-Planning & Engineering; Allen Fennell, Assistant Director of Community Development-Building Services; Rachel Hitzemann, City Planner; Monica Hawk, Development Engineer; Peter Suhr, Director of Public Works; Fire Chief Scott Swanson

**1. CALL TO ORDER**

The meeting was convened by Chair Lencioni at 7:00 p.m.

**2. ROLL CALLED**

Roll was called:

Present: Silkaitis, Foulkes, Bongard, Muenz, Lencioni, Gehm, Pietryla, Wirball, Bessner, Weber

Absent: None

**3. OMNIBUS VOTE**

- \*e. Historic Preservation Commission recommendation to approve a Façade Improvement Grant Agreement for 411 Prairie St.
- \*f. Recommendation to approve a Plat of Dedication to IDOT for Pride of Kane County.
- \*g. Recommendation to Approve and Execute an Acceptance Resolution for Public Utility (Watermain) for McGrath Honda – 4075 E. Main St.
- \*h. Recommendation to approve Plat of Easement for Kiddie Academy, 2651 Woodward Dr.

**Chair Lencioni made a request to put omnibus item 4f back onto the agenda.**

**Ald. Wirball made a motion to approve omnibus items, with the exception of item 4f, as presented on the agenda. Seconded by Ald. Bongard.**

**Roll was called:**

**Ayes: Muenz, Gehm, Pietryla, Wirball, Bessner, Weber, Silkaitis, Foulkes, Bongard**

**Absent:**

**Nays:**

**Motion passed 9-0**

**4. COMMUNITY & ECONOMIC DEVELOPMENT**

- a. Plan Commission recommendation to approve a Special Use to construct a Communication Tower for Verizon Cell Tower, 4050 E. Main St.

Ald. Pietryla recused himself from item 4a.

Rachel Hitzemann, City Planner, presented the Executive Summary and materials posted in the meeting packet.

Ald. Wirball asked about the term of the lease and what happens if it were terminated early.

Doug Dolan, applicant (DRA Properties), stated they have a 25-year lease and the tower would be removed upon early termination.

**Ald. Wirball made a motion to approve a Special Use to construct a Communication Tower for Verizon Cell Tower, 4050 E. Main St. Seconded by Ald. Bessner.**

**Roll was called on Motion:**

**Ayes: Muenz, Gehm, Wirball, Bessner, Weber, Silkaitis, Foulkes, Bongard**

**Absent:**

**Nays:**

**Recused: Pietryla**

**Motion passed 8-0**

- b. Plan Commission recommendation to approve a Minor Subdivision Final Plat for 407 S. 5<sup>th</sup> St. Subdivision.

Rachel Hitzemann, City Planner, presented the Executive Summary and materials posted in the meeting packet.

Ald. Wirball asked if they foresee any issues with water runoff into neighboring yards.

Zach Derrico, applicant (Derrico Builders), said they will be running a storm sewer line to Oak and Fifth Street. He expects this to take care of that issue.

Simona Hawk, Development Engineer, noted the applicant would need to submit an engineering grading plan when they apply for a building permit and this will be reviewed at that time.

**Ald. Weber made a motion to approve a Minor Subdivision Final Plat for 407 S. 5<sup>th</sup> Street Subdivision. Seconded by Ald. Foulkes.**

**Roll was called on Motion:**

**Ayes: Muenz, Gehm, Pietryla, Wirball, Bessner, Weber, Silkaitis, Foulkes, Bongard**

**Absent:**

**Nays:**

**Motion passed 9-0**

- c. Historic Preservation Commission recommendation to approve a Façade Improvement Grant Agreement for 8 Indiana St.

Ald. Bongard recused himself from this item.

Rachel Hitzemann, City Planner, presented the Executive Summary and materials posted in the meeting packet.

**Ald. Wirball made a motion to approve a Façade Improvement Grant Agreement for 8 Indiana Street. Seconded by Ald. Pietryla.**

**Roll was called on Motion:**

**Ayes: Muenz, Gehm, Pietryla, Wirball, Bessner, Weber, Silkaitis, Foulkes**

**Absent:**

**Nays:**

**Recused: Bongard**

**Motion passed 8-0**

- d. Historic Preservation Commission recommendation to approve a Façade Improvement Grant Agreement for 11 E. Main St.

Ald. Bongard recused himself from this item.

Rachel Hitzemann, City Planner, presented the Executive Summary and materials posted in the meeting packet.

**Ald. Weber made a motion to approve a Façade Improvement Grant Agreement for 11 E. Main Street. Seconded by Ald. Pietryla.**

**Roll was called on Motion:**

**Ayes: Muenz, Gehm, Pietryla, Wirball, Bessner, Weber, Silkaitis, Foulkes**

**Absent:**

**Nays:**

**Recused: Bongard**

**Motion passed 8-0**

- f. Recommendation to approve a Plat of Dedication to IDOT for Pride of Kane County.

Chair Lencioni recused himself from this item. Ald. Weber took over as Chair.

Russell Colby, Director of Community Development, presented the Executive Summary and materials posted in the meeting packet.

Ald. Wirball asked if this impacts the City. Mr. Colby stated it doesn't. It makes sure the public sidewalk and the streetlight poles that are along Route 64 are all within IDOT's property because

there was some portion of it that was overlapping onto the private property. This is a request from IDOT to take ownership of that land.

Ald. Wirball asked what the process is for getting a crosswalk in that area. Mr. Colby clarified this is the Kirk Road crosswalk, which could cross from the Pride of Kane County site across to the west. This crosswalk was identified during the review process for the Pride project as a missing pedestrian connection and was requested of the developer. As part of the negotiations when the project was approved, that crosswalk was not made a developer obligation. If the City had an interest in pursuing it being installed, the City could fund and install that improvement. It would need to be budgeted for as a future project. If the City would like it installed soon, they would need to take the initiative on it. It's not likely to be installed by Kane County unless they were doing some other modifications or improvements at that intersection.

**Ald. Wirball made a motion to approve a Plat of Dedication to IDOT for Pride of Kane County. Seconded by Ald. Muenz.**

**Roll was called on Motion:**

**Ayes: Muenz, Gehm, Pietryla, Wirball, Bessner, Silkaitis, Foulkes, Bongard**

**Absent:**

**Nays:**

**Recused: Lencioni**

**Motion passed 8-0**

Chair Lencioni rejoined the meeting.

**5. PUBLIC COMMENT - None**

**6. ADDITIONAL ITEMS FROM MAYOR AND CITY COUNCIL MEMBERS**

Ald. Foulkes asked if certain properties listed on the Weekly Development Report were being monitored for safety and maintenance issues. Mr. Colby said both projects mentioned are ongoing permit reviews and they anticipate construction to start soon. Both sites are actively monitored.

Ald. Bongard noted residents have expressed concerns over the traffic flow outside of some of the schools on the east side. He asked for this to be discussed at another committee meeting. Mr. Colby asked him to provide additional information so that they can assist with a further review of the issues.

Ald. Bongard asked what the issues were with having City entry signage on the east side of town. Mr. Colby believes it was an issue with not having property rights to place the signs where they wanted to and not being able to place signs in the right-of-way. Chair Lencioni asked how current signs are handled. It varies based on location. It could be city owned property that may be adjacent to a right-of-way.

Peter Suhr, Director of Public Works, said they previously looked at adding a sign on the IDOT right-of-way for an entry sign near Pheasant Run, but IDOT does not typically permit these types of signs anymore. It may require a partnership with a private entity or some significant



discussions with IDOT. If interested in pursuing this, it would need to be a directive to staff to explore this further.

7. **EXECUTIVE SESSION** – None

8. **ADJOURNMENT**

**Ald. Wirball made a motion to adjourn at 7:24 p.m. Seconded by Ald. Pietryla. Approved unanimously by voice vote. Motion Carried.**