

**AGENDA – OLD BUSINESS  
ST. CHARLES CITY COUNCIL MEETING  
LORA A. VITEK, MAYOR**

**MONDAY, MAY 1, 2023 – 7:00 P.M.  
CITY COUNCIL CHAMBERS  
2 E. MAIN STREET**

1. **Call to Order.**
2. **Roll Call.**
3. **Invocation.**
4. **Pledge of Allegiance.**
5. **Presentations**
6. **Omnibus Vote. Items with an asterisk (\*)** are considered to be routine matters and will be enacted by one motion. There will be no separate discussion on these items unless a council member/citizen so requests, in which event the item will be removed from the consent agenda and considered in normal sequence on the agenda.
- \*7. Motion to accept and place on file minutes of the regular City Council meeting held April 17, 2023.
- \*8. Motion to approve and authorize the issuance of vouchers from the Expenditure Approval List for the period of 4/3/2023 – 4/16/2023 in the amount of \$7,667,284.86.
- \*9. Motion to approve and place on file the Treasurer and Finance Report for the period ending March 31, 2023.

**I. Old Business**

- A. None

**II. New Business**

- A. None

**III. Committee Reports**

A. Government Operations

- \*1. Motion to approve a proposal for a B-1 liquor license application for Dave's

Burritos, located at 3677 E Main Street.

- \*2. Motion to approve a proposal for a massage license application for Zeal Spa Corporation, located at 2015 Dean Street.
- \*3. Motion to approve an **Ordinance** Amending Title 5 “Business Licenses and Regulations,” Section 5.08 “Alcoholic Beverages,” Chapter 5.08.95 “Late Night Permit,” and Chapter 5.08.140 “License-Renewal Deadline,” of the St. Charles Municipal Code.
- \*4. Motion to approve a **Resolution** Authorizing an Agreement with Granicus to Provide Digital Government Software for a Not-to-Exceed Cost of \$67,146.
- 5. Motion to approve a **Resolution** purchase of Microsoft Exchange software licensing from Dell Marketing LP in the amount of \$45,320.
- \*6. Motion to Approve a **Resolution** for a Service Agreement with the St. Charles Business Alliance in the Amount of \$698,600 for Fiscal Year 2023-2024.
- \*7. Motion to Approve a **Resolution** for a Service Agreement with the St. Charles History Museum for FY 2023-2024 in the amount of \$50,000.
- 8. Motion to approve an **Ordinance** Amending Title 13, “Public Utilities,” Chapter 13.16, “Water,” of the St. Charles Municipal Code to Allow for Changes in the Rate Structure for the Water Utility.
- \*9. Motion to approve an **Ordinance** Amending Title 13, “Public Utilities,” Chapter 13.12 “Sewer,” of the St. Charles Municipal Code to Allow for Changes in the Rate Structure for the Sewer Utility.
- \*10. Motion to approve a **Resolution** in Support of Tax Increment Financing.
- \*11. Motion to approve an **Ordinance** Amending Ordinance No. 2022-M-17 with Regard to the Deferred Imposition of a Municipal Push Tax on Plays of Video Gaming Terminals.
- \*12. Motion to accept and place on file minutes of the April 17, 2023, Government Operations Committee meeting.

**B. Government Services**

- \*1. Motion to approve a **Resolution** Authorizing Contract Extension for Water, Sanitary Sewer and Storm Sewer Underground Point Repairs to Mid-America Energy Services.
- \*2. Motion to approve a **Resolution** to Award the Bid for the Construction of the Wildrose Lift Station to Marc Kresmery Construction.

- \*3. Motion to approve a Waive the Formal Bid Procedure and approve a **Resolution** to Accept a Blanket Quote for Okonite Cable for FY 23/24 from Anixter, Inc.
- \*4. Motion to approve Waive the Formal Bid Procedure and approve a **Resolution** to Authorize all “Spot Buying” of Cable and Transformers on an as-needed basis for FY 23/24.
- \*5. Motion to Waive the Formal Bid Procedure and approve a **Resolution** to Authorize the Ordering of Gasoline and Diesel Fuel on an as-needed basis for FY23/24.
- \*6. Motion to approve a **Resolution** to Award the Bid for Electrostatic Painting Services to BP&T Construction.
- \*7. Motion to approve a **Resolution** to Award the Bid for Concrete Materials to Prairie Material.
- \*8. Motion to Waive the Formal Bid Procedure and approve a **Resolution** to accept the Blanket Quote for Stock Switchgear for FY 23/24 from Federal Pacific.
- \*9. Motion to approve a **Resolution** Authorizing the Sale of Items of Personal Property Owned by the City of St. Charles via Online Auction to the Highest Bidder.
- \*10. Motion to approve a **Resolution** Authorizing a Construction Contract for the 2023 Crack Filling Program with Denler, Inc.
- \*11. Motion to approve a **Resolution** Authorizing a Contract for the 2024 Geotechnical Investigations Program with Midland Standard Engineering and Testing, Inc.
- \*12. Motion to approve a **Resolution** Awarding Agreement for Engineering Services for Northern Central and Second Place Basins Phase 1 Flow Monitoring to Engineering Enterprises, Inc.

C. Planning and Development  
None

**10. Public Comment**

**11. Additional Items from Mayor, Council or Staff**

**12. Executive Session**

- Personnel –5 ILCS 120/2(c)(1)
- Pending, Probable or Imminent Litigation – 5 ILCS 120/2(c)(11)
- Property Acquisition – 5 ILCS 120/2(c)(5)
- Collective Bargaining – 5 ILCS 120/2(c)(2)

- Review of Executive Session Minutes – 5 ILCS 120/2(c)(21)

### **13. Adjournment**

#### ***ADA Compliance***

Any individual with a disability requesting a reasonable accommodation in order to participate in a public meeting should contact the ADA Coordinator, Jennifer McMahon, at least 48 hours in advance of the scheduled meeting. The ADA Coordinator can be reached in person at 2 East Main Street, St. Charles, IL, via telephone at (630) 377 4446 or 800 526 0844 (TDD), or via e-mail at [jmcmahon@stcharlesil.gov](mailto:jmcmahon@stcharlesil.gov). Every effort will be made to allow for meeting participation. Notices of this meeting were posted consistent with the requirements of 5 ILCS 120/1 et seq. (Open Meetings Act).

**MINUTES**  
**ST. CHARLES CITY COUNCIL MEETING**  
**LORA A. VITEK, MAYOR**  
**MONDAY, APRIL 17, 2023 – 7:00 P.M.**  
**CITY COUNCIL CHAMBERS**  
**2 E. MAIN STREET**

**1. Call to Order.**

The meeting was called to order by Mayor Vitek at 7:01 pm.

**2. Roll Call.**

**Present:** Ald. Silkaitis, Ald. Kalamaris, Ald. Payleitner, Ald. Bongard, Ald. Bancroft,  
Ald. Pietryla, Ald. Wirball, Ald. Bessner, Ald. Weber

**Absent:** Ald. Lencioni

**3. Invocation by Ald. Pietryla.**

**4. Pledge of Allegiance.**

**5. Presentations**

- Presentation of the Impact Awards from the Youth Commission
- State Wrestling Champions recognition
- Arbor Day Proclamation

**6. Motion by Ald. Bancroft second by Ald. Bessner to approve the Omnibus Vote.**

Items with an asterisk (\*) are considered to be routine matters and will be enacted by one motion. There will be no separate discussion on these items unless a council member/citizen so requests, in which event the item will be removed from the consent agenda and considered in normal sequence on the agenda.

**Roll Call Vote:** Ayes: Ald. Silkaitis, Ald. Kalamaris, Ald. Payleitner, Ald. Bongard, Ald. Bancroft, Ald. Pietryla, Ald. Wirball, Ald. Bessner, Ald. Weber; Nays: None.  
Motion Carried

**\*7. Motion by Ald. Bancroft second by Ald. Bessner to accept and place on file minutes of the regular City Council meeting held April 3, 2023.**

**Roll Call Vote:** Ayes: Ald. Silkaitis, Ald. Kalamaris, Ald. Payleitner, Ald. Bongard, Ald. Bancroft, Ald. Pietryla, Ald. Wirball, Ald. Bessner, Ald. Weber; Nays: None.  
Motion Carried

**\*8. Motion by Ald. Bancroft second by Ald. Bessner to accept and place on file minutes of the regular City Council Public Hearing held April 3, 2023.**

**Roll Call Vote:** Ayes: Ald. Silkaitis, Ald. Kalamaris, Ald. Payleitner, Ald. Bongard, Ald. Bancroft, Ald. Pietryla, Ald. Wirball, Ald. Bessner, Ald. Weber; Nays: None.  
Motion Carried

- \*9. **Motion by Ald. Bancroft second by Ald. Bessner to approve and authorize issuance of vouchers from the Expenditure Approval List for the period of 3/20/2023 – 4/2/2023 in the amount of \$1,973,172.40.**

**Roll Call Vote:** Ayes: Ald. Silkaitis, Ald. Kalamaris, Ald. Payleitner, Ald. Bongard, Ald. Bancroft, Ald. Pietryla, Ald. Wirball, Ald. Bessner, Ald. Weber; Nays: None.  
Motion Carried

## I. Old Business

- A. None

## II. New Business

- A. Motion by Ald. Bongard second by Ald. Bancroft to approve a **Resolution 2023-32** Authorizing the City of St. Charles to Participate in the New National Opioid Settlements and Authorizing the Execution of Related Settlement Agreements with Teva, Allergan, CVS, Walgreens and Walmart.

**Roll Call Vote:** Ayes: Ald. Silkaitis, Ald. Kalamaris, Ald. Payleitner, Ald. Bongard, Ald. Bancroft, Ald. Pietryla, Ald. Wirball, Ald. Bessner, Ald. Weber; Nays: None.  
Motion Carried

- B. Motion by Ald. Wirball second by Ald. Pietryla to approve a **Resolution 2023-33** approving a Change Order to an agreement with Respect Technology, Inc. for \$24,000 for Utility Billing Data Migration Services.

**Roll Call Vote:** Ayes: Ald. Silkaitis, Ald. Kalamaris, Ald. Payleitner, Ald. Bongard, Ald. Bancroft, Ald. Pietryla, Ald. Wirball, Ald. Bessner, Ald. Weber; Nays: None.  
Motion Carried

- Ald. Kalamaris asked about the initial request and this request and how it was calculated. Mr. Gunderson responded that there was new discovery of some of the challenges of getting correct data from the old system into the new system. It is an iterative process, and we found a more accurate way to get accurate data. This additional \$24,000 will allow us to complete the entire migration without any more issues. This is a time and materials cost.
- Ald. Payleitner asked why this is a surprise. Mr. Gunderson explained there have been a lot of challenges with the data from the system we are taking it from. The

system is from the 1970s which is a file-based system which requires additional resources.

- Ald. Wirball asked if the budget of \$24,000 is up to \$24,000? Mr. Gunderson responded that it is up to \$24,000 which is the cap.

### III. Committee Reports

#### A. Government Operations

None

#### B. Government Services

None

#### C. Planning and Development

- \*1. Motion by Ald. Bancroft second by Ald. Bessner to accept and place on file Plan Commission Resolution No. 2-2023 A Resolution Recommending Approval of a PUD Preliminary Plan for McGrath Kia, Phase 2 of the McGrath Business Center PUD, and Final Plat of Subdivision (Minor Subdivision) for McGrath Commerce Center Subdivision (4075 E. Main, LLC & 4085 E. Main, LLC).  
**Roll Call Vote:** Ayes: Ald. Silkaitis, Ald. Kalamaris, Ald. Payleitner, Ald. Bongard, Ald. Bancroft, Ald. Pietryla, Ald. Wirball, Ald. Bessner, Ald. Weber; Nays: None.  
Motion Carried
- \*2. Motion by Ald. Bancroft second by Ald. Bessner to approve An **Ordinance 2023-Z-6** Granting Approval of a PUD Preliminary Plan for McGrath Kia and a Final Plat of Subdivision for McGrath Business Center Subdivision Phase 1, McGrath Business Center PUD.  
**Roll Call Vote:** Ayes: Ald. Silkaitis, Ald. Kalamaris, Ald. Payleitner, Ald. Bongard, Ald. Bancroft, Ald. Pietryla, Ald. Wirball, Ald. Bessner, Ald. Weber; Nays: None.  
Motion Carried
- \*3. Motion by Ald. Bancroft second by Ald. Bessner to approve An **Ordinance 2023-Z-7** Granting Approval of Plats of Easement for Tiger Drylac, 707 Kautz Rd., 3945 Swenson Ave. and 3855-65 Swenson Ave.  
**Roll Call Vote:** Ayes: Ald. Silkaitis, Ald. Kalamaris, Ald. Payleitner, Ald. Bongard, Ald. Bancroft, Ald. Pietryla, Ald. Wirball, Ald. Bessner, Ald. Weber; Nays: None.  
Motion Carried
- \*4. Motion by Ald. Bancroft second by Ald. Bessner to approve A **Resolution 2023-34** Authorizing the Mayor and City Clerk of the City of St. Charles to execute an Amended and Restated Sales Tax Revenue Sharing Agreement with McGrath Motors, Inc.

**Roll Call Vote:** Ayes: Ald. Silkaitis, Ald. Kalamaris, Ald. Payleitner, Ald. Bongard, Ald. Bancroft, Ald. Pietryla, Ald. Wirball, Ald. Bessner, Ald. Weber; Nays: None.  
Motion Carried

- \*5. Motion by Ald. Bancroft second by Ald. Bessner to accept and place on file minutes of the April 10, 2023 Planning & Development Committee meeting.  
**Roll Call Vote:** Ayes: Ald. Silkaitis, Ald. Kalamaris, Ald. Payleitner, Ald. Bongard, Ald. Bancroft, Ald. Pietryla, Ald. Wirball, Ald. Bessner, Ald. Weber; Nays: None.  
Motion Carried

**10. Public Comment**

**11. Additional Items from Mayor, Council or Staff**

- Mayor Vitek wished Ald. Wirball a happy birthday. Mayor Vitek also reminded us of the cleanup day on Arbor Day, April 29 from 9:30-11:30 am. And the City will be celebrating Arbor Day at Pottawatomie park at 11:30 am.

**12. No Executive Session**

- Personnel – 5 ILCS 120/2(c)(1)
- Pending, Probable or Imminent Litigation – 5 ILCS 120/2(c)(11)
- Property Acquisition – 5 ILCS 120/2(c)(5)
- Collective Bargaining – 5 ILCS 120/2(c)(2)
- Review of Executive Session Minutes – 5 ILCS 120/2(c)(21)

**13. Adjournment**

Motion by Ald. Wirball, second by Ald. Pietryla to adjourn the meeting at 7:40 pm.  
**Roll Call Vote:** Ayes: Ald. Silkaitis, Ald. Kalamaris, Ald. Payleitner, Ald. Bongard, Ald. Bancroft, Ald. Pietryla, Ald. Wirball, Ald. Bessner, Ald. Weber; Nays: None.  
Motion Carried

---

Nancy Garrison, City Clerk



---

Nancy Garrison, City Clerk

***ADA Compliance***

Any individual with a disability requesting a reasonable accommodation in order to participate in a public meeting should contact the ADA Coordinator, Jennifer McMahon, at least 48 hours in advance of the scheduled meeting. The ADA Coordinator can be reached in person at 2 East Main Street, St. Charles, IL, via telephone at (630) 377 4446 or 800 526 0844 (TDD), or via e-mail at [jmcmahon@stcharlesil.gov](mailto:jmcmahon@stcharlesil.gov). Every effort will be made to allow for meeting participation. Notices of this meeting were posted consistent with the requirements of 5 ILCS 120/1 et seq. (Open Meetings Act).

4/21/2023

**CITY OF ST CHARLES  
COMPANY 1000  
EXPENDITURE APPROVAL LIST**

4/3/2023 - 4/16/2023

<u>VENDOR</u>	<u>VENDOR NAME</u>	<u>STAT PROC</u>	<u>PO NUMBER</u>	<u>AMOUNT</u>	<u>DATE</u>	<u>INVOICE</u>	<u>DESCRIPTION</u>
112	ATHLETICO LTD			516.00	04/06/2023	23762	INVOICE 23762
				688.00	04/06/2023	24160	INVOICE 24160
	<b>ATHLETICO LTD Total</b>			<b><u>1,204.00</u></b>			
114	ST CHARLES ACE LLC						
			115521	10.18	04/06/2023	83812/3	REFILL FOAM
			115521	17.99	04/06/2023	83834/3	WIRE CONNECTOR
			115530	187.75	04/06/2023	83867/3	MISC FASTENER SUPPLIES
	<b>ST CHARLES ACE LLC Total</b>			<b><u>215.92</u></b>			
139	AFLAC						
				19.80	04/07/2023	ACAN230407085818FI	AFLAC Cancer Insurance
				14.34	04/07/2023	ACAN230407085818PI	AFLAC Cancer Insurance
				32.73	04/07/2023	ACAN230407085818PV	AFLAC Cancer Insurance
				25.20	04/07/2023	ADIS230407085818FD	AFLAC Disability and STD
				62.20	04/07/2023	ADIS230407085818PD	AFLAC Disability and STD
				8.10	04/07/2023	AHIC230407085818FD	AFLAC Hospital Intensive Care
				86.57	04/07/2023	APAC230407085818FI	AFLAC Personal Accident
				68.64	04/07/2023	APAC230407085818PI	AFLAC Personal Accident
				82.86	04/07/2023	APAC230407085818PV	AFLAC Personal Accident
				17.04	04/07/2023	ASPE230407085818PV	AFLAC Specified Event (PRP)
				21.46	04/07/2023	AVOL230407085818PV	AFLAC Voluntary Indemnity
	<b>AFLAC Total</b>			<b><u>438.94</u></b>			
178	ALPHAGRAPHS						
			118580	611.76	04/06/2023	115483	BANNER AND TABLE CLOTH
	<b>ALPHAGRAPHS Total</b>			<b><u>611.76</u></b>			
186	AMALGAMATED BANK OF CHICAGO						
				476.75	04/06/2023	040623	ADMIN FEE 2018A
	<b>AMALGAMATED BANK OF CHICAGO Total</b>			<b><u>476.75</u></b>			
255	ARIES INDUSTRIES INC						
			118550	4,581.10	04/06/2023	420717	EQUIPMENT PARTS

<u>VENDOR</u>	<u>VENDOR NAME</u>	<u>STAT PROC</u>	<u>PO NUMBER</u>	<u>AMOUNT</u>	<u>DATE</u>	<u>INVOICE</u>	<u>DESCRIPTION</u>
			118550	4,144.97	04/06/2023	420718	EQUIPMENT PARTS
			118550	1,850.98	04/06/2023	420719	EQUIPMENT PARTS
			118550	1,293.50	04/06/2023	420720	EQUIPMENT PARTS
			118550	815.32	04/06/2023	420721	EQUIPMENT PARTS
			118550	423.88	04/06/2023	420722	EQUIPMENT PARTS
	<b>ARIES INDUSTRIES INC Total</b>			<b>13,109.75</b>			
<b>284</b>	<b>AT&amp;T</b>			78.53	04/06/2023	030823	ACCT: 109916878
	<b>AT&amp;T Total</b>			<b>78.53</b>			
<b>289</b>	<b>D&amp;A POWERTRAIN COMPONENTS INC</b>		118731	1,943.98	04/06/2023	248975	PARTS FOR UNIT 1799
	<b>D&amp;A POWERTRAIN COMPONENTS INC Total</b>			<b>1,943.98</b>			
<b>298</b>	<b>AWARD CONCEPTS INC</b>		115587	293.54	04/06/2023	10667066	AWARDS DAVE KETTELSEN
			115587	196.91	04/06/2023	10667167	AWARDS KIM SCHULT
	<b>AWARD CONCEPTS INC Total</b>			<b>490.45</b>			
<b>304</b>	<b>IQ DATA SYSTEMS</b>			947.29	04/06/2023	551355	BACKGROUND CHECKS NEW EM
	<b>IQ DATA SYSTEMS Total</b>			<b>947.29</b>			
<b>325</b>	<b>BAXTER AND WOODMAN INC</b>		117210	215.00	04/06/2023	0244419	PRETREATMENT ASSISTANCE
	<b>BAXTER AND WOODMAN INC Total</b>			<b>215.00</b>			
<b>338</b>	<b>AIRGAS INC</b>		118697	31.07	04/06/2023	9136177694	SERVICES
	<b>AIRGAS INC Total</b>			<b>31.07</b>			
<b>352</b>	<b>B&amp;H FOTO &amp; ELECTRONICS CORP</b>		118376	1,104.95	04/06/2023	211763303	PELICAN TACTICAL FLASHLIGH
			118376	947.10	04/06/2023	211797312	PELICAN FLASHLIGHT
	<b>B&amp;H FOTO &amp; ELECTRONICS CORP Total</b>			<b>2,052.05</b>			
<b>372</b>	<b>BLUFF CITY MATERIALS</b>		116029	2,718.40	04/06/2023	447455	MIXED LOADS
	<b>BLUFF CITY MATERIALS Total</b>			<b>2,718.40</b>			

<u>VENDOR</u>	<u>VENDOR NAME</u>	<u>STAT PROC</u>	<u>PO NUMBER</u>	<u>AMOUNT</u>	<u>DATE</u>	<u>INVOICE</u>	<u>DESCRIPTION</u>
378	BONNELL INDUSTRIES INC			527.69	04/06/2023	0208910-IN	RETURN ITEMS-CM 0209073-CM
				-472.87	04/06/2023	0209073-CM	RETURNED PO 118116
	<b>BONNELL INDUSTRIES INC Total</b>			<b>54.82</b>			
382	BOUND TREE MEDICAL LLC		118475	2,905.48	04/06/2023	84885342	MISC MEDICAL SUPPLIES
	<b>BOUND TREE MEDICAL LLC Total</b>			<b>2,905.48</b>			
473	AT&T MOBILITY LLC			144.96	04/06/2023	287307254089X040320	SERVICES 2/26/23-3/25/23
	<b>AT&amp;T MOBILITY LLC Total</b>			<b>144.96</b>			
518	CLERK OF THE 18TH			375.00	04/06/2023	032123	BAIL BOND JASON MITCHELL
	<b>CLERK OF THE 18TH Total</b>			<b>375.00</b>			
531	THE TRANZONIC COMPANIES		118582	2,023.80	04/06/2023	IN03230723	EXACT MILL BLEACHED KNITS
	<b>THE TRANZONIC COMPANIES Total</b>			<b>2,023.80</b>			
555	COMED			415.47	04/06/2023	7612664040/032723	ACCT: 7612664040 THRU 3/27/2
	<b>COMED Total</b>			<b>415.47</b>			
563	CDW LLC		118578	80.83	04/06/2023	HJ11471	CYAN INK CARTRIDGE
	<b>CDW LLC Total</b>			<b>80.83</b>			
646	PADDOCK PUBLICATIONS INC			64.70	04/06/2023	246391	PUBLICATIONS
	<b>PADDOCK PUBLICATIONS INC Total</b>			<b>64.70</b>			
683	DEMAR TREE & LANDSCAPE SVC		115810	9,799.00	04/06/2023	7967	ELECTRIC LINE CLEARING
			115736	3,669.50	04/06/2023	7968	TREE SERVICE-STREET DEPT
	<b>DEMAR TREE &amp; LANDSCAPE SVC Total</b>			<b>13,468.50</b>			
767	EAGLE ENGRAVING INC		115694	19.05	04/06/2023	2023-2391	POLICE DEPT AWARDS
			115694	8.25	04/06/2023	2023-2430	AWARDS POLICE DEPT

<u>VENDOR</u>	<u>VENDOR NAME</u>	<u>STAT PROC</u>	<u>PO NUMBER</u>	<u>AMOUNT</u>	<u>DATE</u>	<u>INVOICE</u>	<u>DESCRIPTION</u>
	<b>EAGLE ENGRAVING INC Total</b>			<b><u>27.30</u></b>			
<b>789</b>	<b>ANIXTER INC</b>						
			117692	44.16	04/06/2023	5536128-04	INVENTORY ITEMS
			118609	20,458.90	04/06/2023	5619632-00	INVENTORY ITEMS
			118658	602.50	04/06/2023	5624865-00	XARM BRACE WOOD
			118658	226.00	04/06/2023	5624865-01	WASHER SQ CURVED
	<b>ANIXTER INC Total</b>			<b><u>21,331.56</u></b>			
<b>815</b>	<b>ENGINEERING ENTERPRISES INC</b>						
			114295	1,769.50	04/06/2023	76644	EASTERN SEWER SERVICE
			116450	1,607.50	04/06/2023	76645	NORTHERN BASIN WOR EAST
	<b>ENGINEERING ENTERPRISES INC Total</b>			<b><u>3,377.00</u></b>			
<b>826</b>	<b>BORDER STATES INDUSTRIES INC</b>						
			116203	20,035.95	04/06/2023	925952802	INVENTORY ITEMS
			118657	460.94	04/06/2023	925967654	STOCK SPOOL INSUL GRAY
			118657	645.01	04/06/2023	925984239	EYELET
	<b>BORDER STATES INDUSTRIES INC Total</b>			<b><u>21,141.90</u></b>			
<b>859</b>	<b>FEECE OIL CO</b>						
			118558	20,440.00	04/06/2023	3960268	INVENTORY ITEMS
	<b>FEECE OIL CO Total</b>			<b><u>20,440.00</u></b>			
<b>870</b>	<b>FIRE PENSION FUND</b>						
				635.70	04/07/2023	FP1%230407085818FI	Fire Pension 1% Fee
				6,890.78	04/07/2023	FRP2230407085818FC	Fire Pension Tier 2
				12,786.66	04/07/2023	FRPN230407085818FI	Fire Pension
	<b>FIRE PENSION FUND Total</b>			<b><u>20,313.14</u></b>			
<b>876</b>	<b>FIRST ENVIRONMENTAL LAB INC</b>						
			118362	319.80	04/06/2023	174121	SLUDGE TESTING SERVICES
	<b>FIRST ENVIRONMENTAL LAB INC Total</b>			<b><u>319.80</u></b>			
<b>891</b>	<b>THE TERRAMAR GROUP INC</b>						
			118257	712.11	04/06/2023	80616	LINZ6 RED AND BLUE
	<b>THE TERRAMAR GROUP INC Total</b>			<b><u>712.11</u></b>			
<b>916</b>	<b>FOX VALLEY FIRE &amp; SAFETY CO</b>						
			118505	1,140.00	04/06/2023	IN00586744	FIRE SPRINKLER SYS SERVICE

<u>VENDOR</u>	<u>VENDOR NAME</u>	<u>STAT PROC</u>	<u>PO NUMBER</u>	<u>AMOUNT</u>	<u>DATE</u>	<u>INVOICE</u>	<u>DESCRIPTION</u>
			117402	395.00	04/06/2023	IN00587722	FIRE ALARM SERVICE
	<b>FOX VALLEY FIRE &amp; SAFETY CO Total</b>			<b>1,535.00</b>			
<b>922</b>	<b>FOX RIVER STUDY GROUP</b>		118746	8,273.00	04/06/2023	012423	SERVICE-WATER QUALITY STU
	<b>FOX RIVER STUDY GROUP Total</b>			<b>8,273.00</b>			
<b>944</b>	<b>GALLS LLC</b>		115958	188.96	04/06/2023	023904175	DANNER LOCKOUT
	<b>GALLS LLC Total</b>			<b>188.96</b>			
<b>961</b>	<b>GENEVA CONSTRUCTION COMPANY</b>		115644	95,837.09	04/06/2023	60476	NON MFT PORTION OF PAYOUT
			115644	40,178.28	04/06/2023	60476-MFT	MFT PAYOUT
	<b>GENEVA CONSTRUCTION COMPANY Total</b>			<b>136,015.37</b>			
<b>1083</b>	<b>HITCHCOCK DESIGN INC</b>		117163	840.00	04/06/2023	28974	FACILITY LANDSCAPE
	<b>HITCHCOCK DESIGN INC Total</b>			<b>840.00</b>			
<b>1133</b>	<b>IBEW LOCAL 196</b>			206.50	04/07/2023	UNE 230407085818PV	Union Due - IBEW
				827.52	04/07/2023	UNEW230407085818P	Union Due - IBEW - percent
	<b>IBEW LOCAL 196 Total</b>			<b>1,034.02</b>			
<b>1136</b>	<b>ICMA RETIREMENT CORP</b>			96.65	04/07/2023	C401230407085818CA	401A Savings Plan Company
				227.25	04/07/2023	C401230407085818CD	401A Savings Plan Company
				591.95	04/07/2023	C401230407085818FD	401A Savings Plan Company
				521.98	04/07/2023	C401230407085818FN	401A Savings Plan Company
				283.22	04/07/2023	C401230407085818HR	401A Savings Plan Company
				484.60	04/07/2023	C401230407085818IS	401A Savings Plan Company
				808.64	04/07/2023	C401230407085818PD	401A Savings Plan Company
				945.66	04/07/2023	C401230407085818PV	401A Savings Plan Company
				96.65	04/07/2023	E401230407085818CA	401A Savings Plan Employee
				227.25	04/07/2023	E401230407085818CD	401A Savings Plan Employee
				591.95	04/07/2023	E401230407085818FD	401A Savings Plan Employee
				521.98	04/07/2023	E401230407085818FN	401A Savings Plan Employee
				283.22	04/07/2023	E401230407085818HR	401A Savings Plan Employee
				484.60	04/07/2023	E401230407085818IS	401A Savings Plan Employee

<u>VENDOR</u>	<u>VENDOR NAME</u>	<u>STAT PROC</u>	<u>PO NUMBER</u>	<u>AMOUNT</u>	<u>DATE</u>	<u>INVOICE</u>	<u>DESCRIPTION</u>
				808.64	04/07/2023	E401230407085818PD	401A Savings Plan Employee
				945.66	04/07/2023	E401230407085818PV	401A Savings Plan Employee
				2,783.46	04/07/2023	ICMA230407085818CC	ICMA Deductions - Dollar Amt
				3,903.76	04/07/2023	ICMA230407085818FD	ICMA Deductions - Dollar Amt
				1,910.00	04/07/2023	ICMA230407085818FN	ICMA Deductions - Dollar Amt
				1,573.84	04/07/2023	ICMA230407085818HF	ICMA Deductions - Dollar Amt
				3,676.84	04/07/2023	ICMA230407085818IS	ICMA Deductions - Dollar Amt
				9,671.64	04/07/2023	ICMA230407085818PC	ICMA Deductions - Dollar Amt
				2,761.00	04/07/2023	ICMA230407085818PV	ICMA Deductions - Dollar Amt
				152.81	04/07/2023	ICMP230407085818CA	ICMA Deductions - Percent
				83.91	04/07/2023	ICMP230407085818CC	ICMA Deductions - Percent
				4,304.30	04/07/2023	ICMP230407085818FD	ICMA Deductions - Percent
				236.13	04/07/2023	ICMP230407085818FN	ICMA Deductions - Percent
				69.91	04/07/2023	ICMP230407085818HF	ICMA Deductions - Percent
				161.63	04/07/2023	ICMP230407085818IS	ICMA Deductions - Percent
				2,800.34	04/07/2023	ICMP230407085818PC	ICMA Deductions - Percent
				1,162.69	04/07/2023	ICMP230407085818PV	ICMA Deductions - Percent
				25.00	04/07/2023	ROTH230407085818FI	Roth IRA Deduction
				110.00	04/07/2023	ROTH230407085818FI	Roth IRA Deduction
				269.23	04/07/2023	ROTH230407085818HI	Roth IRA Deduction
				1,384.23	04/07/2023	ROTH230407085818PI	Roth IRA Deduction
				275.00	04/07/2023	ROTH230407085818PI	Roth IRA Deduction
				730.00	04/07/2023	RTHA230407085818FI	Roth 457 - Dollar Amount
				250.00	04/07/2023	RTHA230407085818IS	Roth 457 - Dollar Amount
				905.00	04/07/2023	RTHA230407085818PI	Roth 457 - Dollar Amount
				110.00	04/07/2023	RTHA230407085818PV	Roth 457 - Dollar Amount
				874.23	04/07/2023	RTHP230407085818FI	Roth 457 - Percent
				119.78	04/07/2023	RTHP230407085818IS	Roth 457 - Percent
				119.01	04/07/2023	RTHP230407085818PI	Roth 457 - Percent
				49.17	04/07/2023	RTHP230407085818PV	Roth 457 - Percent
	<b>ICMA RETIREMENT CORP Total</b>			<b><u>48,392.81</u></b>			
<b>1140</b>	<b>IDEXX DISTRIBUTION INC</b>						
			118633	1,100.84	04/06/2023	3125112973	VESSELS
			118633	150.75	04/06/2023	3125191788	VESSEL RACK
	<b>IDEXX DISTRIBUTION INC Total</b>			<b><u>1,251.59</u></b>			
<b>1215</b>	<b>ILLINOIS MUNICIPAL UTILITIES</b>						
				2,796,411.48	04/13/2023	040723	IMEA-MARCH 2023 ELECTRIC B

<u>VENDOR</u>	<u>VENDOR NAME</u>	<u>PO NUMBER</u>	<u>AMOUNT</u>	<u>DATE</u>	<u>INVOICE</u>	<u>DESCRIPTION</u>
	STAT PROC					
	ILLINOIS MUNICIPAL UTILITIES Total		<u>2,796,411.48</u>			
1223	LMC ENTERPRISES					
		118142	248.72	04/06/2023	43398	INVENTORY ITEMS UNIFORMS
		118502	636.90	04/06/2023	43761	INVENTORY ITEMS UNIFORMS
		118564	758.05	04/06/2023	43828	INVENTORY ITEMS UNIFORMS
	LMC ENTERPRISES Total		<u>1,643.67</u>			
1231	TESTING FOR PUBLIC SAFETY LLC					
		117215	5,550.00	04/06/2023	LIN2023.07	PROMOTION PROCESS
	TESTING FOR PUBLIC SAFETY LLC Total		<u>5,550.00</u>			
1240	INTERSTATE BATTERY SYSTEM OF					
		118575	244.62	04/06/2023	11010421	INVENTORY ITEMS
	INTERSTATE BATTERY SYSTEM OF Total		<u>244.62</u>			
1267	IT SOLUTIONS GROUP INC					
		115626	2,450.00	04/06/2023	6100	JANAURY SERVICES
		115626	2,450.00	04/06/2023	6117	FEBRUARY SERVICES
		115626	2,450.00	04/06/2023	6132	MARCH SERVICES
	IT SOLUTIONS GROUP INC Total		<u>7,350.00</u>			
1313	KANE COUNTY RECORDERS OFFICE					
			1,092.00	04/06/2023	032123	20 FENCE&1 COVENANT RUNN
	KANE COUNTY RECORDERS OFFICE Total		<u>1,092.00</u>			
1326	KANE COUNTY WATER RESOURCES					
			140.00	04/06/2023	033023	APRIL 7TH MEETING 7 PEOPLE
	KANE COUNTY WATER RESOURCES Total		<u>140.00</u>			
1400	JAMES KURCZEK					
			18.95	04/06/2023	060122	REIMBURSE REHAB FOOD PHE
	JAMES KURCZEK Total		<u>18.95</u>			
1403	WEST VALLEY GRAPHICS & PRINT					
		115668	76.50	04/06/2023	7436	BUISNESS CARDS JACOBO
		118652	229.80	04/06/2023	7518	PHEASANT RUN BLUEPRINTS
		118656	76.50	04/06/2023	7615	BUSINESS CARDS SCHLUCHTE
			15.00	04/06/2023	7618	SIGN FOAM BOARD
	WEST VALLEY GRAPHICS & PRINT Total		<u>397.80</u>			



<u>VENDOR</u>	<u>VENDOR NAME</u>	<u>STAT PROC</u>	<u>PO NUMBER</u>	<u>AMOUNT</u>	<u>DATE</u>	<u>INVOICE</u>	<u>DESCRIPTION</u>
1450	LEE JENSEN SALES CO INC		118446	185.00	04/06/2023	0020281-00	CALIBRATION TANK
	<b>LEE JENSEN SALES CO INC Total</b>			<b>185.00</b>			
1463	LINA		115599	7,753.01	04/06/2023	033123	PERIOD COVER 3/1/23-3/31/23
	<b>LINA Total</b>			<b>7,753.01</b>			
1482	ARTHUR J LOOTENS & SON INC		118721	17,690.89	04/06/2023	34744	KIRK RD AND RT 64 REPAIR
	<b>ARTHUR J LOOTENS &amp; SON INC Total</b>			<b>17,690.89</b>			
1489	LOWES		115515	361.78	04/06/2023	71699/032123	MISC SUPPLIES
			118638	24.50	04/06/2023	901562/031623	INVENTORY ITEMS
			115515	29.28	04/06/2023	902118/032123	WALL BASE ADHESIVE
			115536	53.10	04/06/2023	902205/031223	MISC FASTENER SUPPLIES
			115515	208.05	04/06/2023	902569/031523	SUPPLIES
			115742	56.92	04/06/2023	902676/031623	PARTS FOR EQUIPMENT
			115742	208.05	04/06/2023	902679/031623	MISC SUPPLIES
			115515	33.24	04/06/2023	902722/031723	MISC FASTENER SUPPLIES
			115742	202.06	04/06/2023	902740/031723	PARTS FOR EQUIPMENT
			118547	67.34	04/06/2023	902865/030823	EMA SUPPLIES
			115515	28.46	04/06/2023	902970/032023	WALSPAR
			115536	104.47	04/06/2023	917294/031623	40FT REPLACEMENT
			115536	376.16	04/06/2023	94716-PO LINE CORR	INTERNAL PO LINE CORRECTIC
			115536	376.16	04/06/2023	94716/022123	ULTRA FILTRATION
			115536	-376.16	04/06/2023	94716/022123	ULTRA FILTRATION
			118572	94.45	04/06/2023	961787/031023	INVENTORY ITEMS
			118687	1,667.07	04/06/2023	972006/032123	ICE CONNECTOR
			115536	400.86	04/06/2023	994715/022123	MISC FASTENER SUPPLIES
			115536	-400.86	04/06/2023	994715/022123	MISC FASTENER SUPPLIES
	<b>LOWES Total</b>			<b>3,514.93</b>			
1571	MCCANN INDUSTRIES INC		118516	380.02	04/06/2023	P38906	HARNESS WIRE
			118514	539.00	04/06/2023	P39005	FILTERS
			117847	2,129.71	04/06/2023	P39006	MISC PARTS
			117847	810.00	04/06/2023	P39116	BRISTLE SET

<u>VENDOR</u>	<u>VENDOR NAME</u>	<u>STAT PROC</u>	<u>PO NUMBER</u>	<u>AMOUNT</u>	<u>DATE</u>	<u>INVOICE</u>	<u>DESCRIPTION</u>
	MCCANN INDUSTRIES INC Total			<u>3,858.73</u>			
1598	MENARDS INC						
			115565	96.99	04/06/2023	03010	MISC SUPPLIES
			115565	96.99	04/06/2023	3010	PRIVACY SATURN
			115565	-96.99	04/06/2023	3010	PRIVACY SATURN
	MENARDS INC Total			<u>96.99</u>			
1603	METRO WEST COG						
				90.00	04/06/2023	4999	BOARD MEETINGS
	METRO WEST COG Total			<u>90.00</u>			
1613	METROPOLITAN ALLIANCE OF POL						
				1,232.00	04/07/2023	UNP 230407085818PD	Union Dues - IMAP
				135.00	04/07/2023	UNPS230407085818PI	Union Dues-Police Sergeants
	METROPOLITAN ALLIANCE OF POL Total			<u>1,367.00</u>			
1637	FLEETPRIDE INC						
			118560	425.52	04/06/2023	106252743	F-SERIES MUNCIE HYD PUMP
	FLEETPRIDE INC Total			<u>425.52</u>			
1648	MYSTAIRE INC						
			118483	214.00	04/06/2023	0016289-IN	HUMIDIFIER COOL MIST
	MYSTAIRE INC Total			<u>214.00</u>			
1651	MNJ TECHNOLOGIES DIRECT INC						
			118648	52.91	04/06/2023	0003888739	OTTERBOX DEFENDER TABLE
			118664	94.00	04/06/2023	0003888740	HP LASER TONER CARTRIDGE
	MNJ TECHNOLOGIES DIRECT INC Total			<u>146.91</u>			
1655	MONROE TRUCK EQUIPMENT						
			118351	32.79	04/06/2023	5482436	VALVE AND SHIPPING
	MONROE TRUCK EQUIPMENT Total			<u>32.79</u>			
1668	WOLSELEY INVESTMENTS INC						
			118669	9.53	04/06/2023	7142451	MISC PARTS
	WOLSELEY INVESTMENTS INC Total			<u>9.53</u>			
1704	NCPERS IL IMRF						
				16.00	04/07/2023	NCP2230407085818C/	NCPERS 2
				8.00	04/07/2023	NCP2230407085818FN	NCPERS 2

<u>VENDOR</u>	<u>VENDOR NAME</u>	<u>STAT PROC</u>	<u>PO NUMBER</u>	<u>AMOUNT</u>	<u>DATE</u>	<u>INVOICE</u>	<u>DESCRIPTION</u>
				8.00	04/07/2023	NCP2230407085818PV	NCPERS 2
	<b>NCPERS IL IMRF Total</b>			<b><u>32.00</u></b>			
<b>1745</b>	<b>NICOR</b>						
				391.57	04/06/2023	0000 6 MAR 27 2023	ACCT: 55-00-99-0000-6
				312.00	04/06/2023	0000 6 MAR 31 2023	ACCT: 30-31-79-0000-6
				485.27	04/06/2023	0000 7 MAR 29 2023	ACCT: 61-00-69-0000-7
				4,963.37	04/06/2023	0929 6 MAR 27 2023	ACCT: 17-18-43-0929-6
				160.72	04/06/2023	1000 0 MAR 29 2023	ACCT: 68-82-40-1000-0
				130.63	04/06/2023	1000 0 MAR 31 2023	ACCT: 52-09-10-1000-0
				51.54	04/06/2023	1000 2 MAR 23 2023	ACCT: 24-53-60-1000-2
				527.89	04/06/2023	1000 2 MAR 27 2023	ACCT: 53-14-51-1000-2
				52.19	04/06/2023	1000 3 MAR 28 2023	ACCT: 20-68-91-1000-3
				50.07	04/06/2023	1000 3 MAR 30 2023	ACCT: 30-28-40-1000-3
				137.62	04/06/2023	1000 4 MAR 28 2023	ACCT: 11-31-51-1000-4
				98.12	04/06/2023	1000 4 MAR 29 2023	ACCT: 53-65-70-1000-4
				107.05	04/06/2023	1000 5 MAR 27 2023	ACCT: 50-85-00-1000-5
				505.22	04/06/2023	1000 6 MAR 28 2023	ACCT: 67-46-50-1000-6
				1,099.41	04/06/2023	1000 8 MAR 30 2023	ACCT: 28-08-50-1000-8
				160.72	04/06/2023	1000 8 MAR 31 2023	ACCT: 03-73-20-1000-8
				246.71	04/06/2023	1000 9 MAR 27 2023	ACCT: 35-14-51-1000-9
				114.25	04/06/2023	1000 9 MAR 29 2023	ACCT: 64-67-50-1000-9
				50.89	04/06/2023	1000 9 MAR 31 2023	ACCT: 57-14-10-1000-9
				52.84	04/06/2023	1000 9 NS MAR 27 2023	ACCT: 65-84-51-1000-9
				50.24	04/06/2023	1968 1 MAR 29 2023	ACCT: 70-22-68-1968-1
				2,087.39	04/06/2023	4428 3 MAR 29 2023	ACCT: 19-51-90-4428-3
				51.98	04/06/2023	4606 2 MAR 31 2023	ACCT: 74-34-63-4606-2
				52.56	04/06/2023	4625 3 MAR 29 2023	ACCT: 39-82-30-4625-3
				50.81	04/06/2023	5425 2 MAR 29 2023	ACCT: 28-06-38-5425-2
				1,996.57	04/06/2023	7652 0 MAR 28 2023	ACCT: 01-08-77-7652-0
				7,151.14	04/06/2023	8317 9 MAR 27 2023	ACCT: 81-44-33-8317-9
				165.38	04/06/2023	8642 6 MAR 31 2023	ACCT: 68-60-22-8642-6
				737.64	04/06/2023	9226 2 MAR 27 2022	ACCT: 84-32-13-9226-2
				50.23	04/06/2023	9676 7 MAR 28 2023	ACCT: 39-18-86-9676-7
	<b>NICOR Total</b>			<b><u>22,092.02</u></b>			
<b>1747</b>	<b>COMPASS MINERALS AMERICA INC</b>						
			110	24,314.38	04/06/2023	1154017	ROAD SALT
			110	16,646.75	04/06/2023	1154748	ROAD SALT

<u>VENDOR</u>	<u>VENDOR NAME</u>	<u>STAT PROC</u>	<u>PO NUMBER</u>	<u>AMOUNT</u>	<u>DATE</u>	<u>INVOICE</u>	<u>DESCRIPTION</u>
			110	17,510.76	04/06/2023	1157439	ROAD SALT
	<b>COMPASS MINERALS AMERICA INC Total</b>			<b>58,471.89</b>			
<b>1756</b>	<b>NCL OF WISCONSIN INC</b>		118600	119.39	04/06/2023	484558	CC-519 COORS CRUCIBLE
	<b>NCL OF WISCONSIN INC Total</b>			<b>119.39</b>			
<b>1775</b>	<b>RAY OHERRON CO INC</b>		115697	512.08	04/06/2023	2256892	POLICE DEPT UNIFORMS SCHL
			115697	68.20	04/06/2023	2257009	POLICE DEPT UNIFORMS
			115697	219.45	04/06/2023	2257490	MISC SUPPLIES
			115697	101.77	04/06/2023	2257611	UNIFORMS POLICE ROWOLDT
			115697	477.40	04/06/2023	2258570	17GEN MOS
			115697	321.69	04/06/2023	2258692	POLICE UNIFORMS BENNETT
			115697	120.27	04/06/2023	2259222	UNIFORMS WESSENDORF
			115697	1,316.50	04/06/2023	2259401	UNIFORMS HENDERSON
			115697	221.94	04/06/2023	2259403	UNIFORMS CLARK
			115697	410.00	04/06/2023	2259417	UNIFORMS KRUPKE
			115697	157.99	04/06/2023	2259475	UNIFORMS MCCOWAN
	<b>RAY OHERRON CO INC Total</b>			<b>3,927.29</b>			
<b>1783</b>	<b>ON TIME EMBROIDERY INC</b>		115537	220.00	04/06/2023	109770	FIRE DEPT UNIFORMS TARRO
	<b>ON TIME EMBROIDERY INC Total</b>			<b>220.00</b>			
<b>1842</b>	<b>P F PETTIBONE &amp; CO</b>		115977	717.15	04/06/2023	183538	PRINTING POLICE DEPT
	<b>P F PETTIBONE &amp; CO Total</b>			<b>717.15</b>			
<b>1861</b>	<b>POLICE PENSION FUND</b>			14,502.31	04/07/2023	PLP2230407085818PD	Police Pension Tier 2
				10,431.77	04/07/2023	PLPN230407085818PE	Police Pension
				782.90	04/07/2023	PLPR230407085818PE	Police Pens Service Buyback
				436.13	04/07/2023	POLP230407085818PE	Police Pension - non deferred
	<b>POLICE PENSION FUND Total</b>			<b>26,153.11</b>			
<b>1898</b>	<b>PRIORITY PRODUCTS INC</b>		118576	26.62	04/06/2023	984466	PARTS FOR EQUIPMENT
			118576	10.88	04/06/2023	984544	PARTS FOR EQUIPMENT
			118576	4.11	04/06/2023	984547	PARTS FOR EQUIPMENT

<u>VENDOR</u>	<u>VENDOR NAME</u>	<u>STAT PROC</u>	<u>PO NUMBER</u>	<u>AMOUNT</u>	<u>DATE</u>	<u>INVOICE</u>	<u>DESCRIPTION</u>
			115547	142.60	04/06/2023	986822	FLEET PARTS
			118552	11.13	04/06/2023	986964	HEX HEAD LAG SCREWS
			115547	57.86	04/06/2023	987382	FLEET DEPT PARTS
	<b>PRIORITY PRODUCTS INC Total</b>			<b><u>253.20</u></b>			
<b>1946</b>	<b>RANDALL PRESSURE SYSTEMS</b>						
			115551	22.30	04/06/2023	I-51967-0	FLEET DEPT PARTS
			115551	76.76	04/06/2023	I-51974-0	FLEET DEPT PARTS
			115551	9.60	04/06/2023	I-52236-0	FLEET DEPT PARTS
			115551	110.39	04/06/2023	I-52248-0	FLEET DEPT PARTS
			115551	696.26	04/06/2023	I-52310-0	FLEET DEPT PARTS
			115551	87.15	04/06/2023	I-52357-0	COUPLER
			118565	213.57	04/06/2023	I-52379-0	QUICK COUPLING
			115551	73.96	04/06/2023	I-52453-0	FLEET DEPT SUPPLIES
			115551	925.30	04/06/2023	I-52462-0	FLEET DEPT PARTS
			115551	48.55	04/06/2023	I-52501-0	MISC FASTENER SUPPLIES
			115551	443.70	04/06/2023	I52310-1	FLEET DEPT PARTS
			115551	-443.70	04/06/2023	I52310-1	FLEET DEPT PARTS
			115568	274.69	04/06/2023	I52451-0	MISC SUPPLIES
	<b>RANDALL PRESSURE SYSTEMS Total</b>			<b><u>2,538.53</u></b>			
<b>1998</b>	<b>RURAL ELECTRIC SUPPLY CO OP</b>						
			117305	602.10	04/06/2023	878906-03	INVENTORY ITEMS
	<b>RURAL ELECTRIC SUPPLY CO OP Total</b>			<b><u>602.10</u></b>			
<b>2032</b>	<b>POMPS TIRE SERVICE INC</b>						
			115773	12.00	04/06/2023	640106127	SCRAP DISPOSAL FEE
	<b>POMPS TIRE SERVICE INC Total</b>			<b><u>12.00</u></b>			
<b>2046</b>	<b>RUSSO HARDWARE</b>						
			118604	14.98	04/06/2023	SPI20108540	FUEL TANK VEH 5099
			115641	87.98	04/06/2023	SPI20118240	CHAIN LOOP
			118521	679.80	04/06/2023	SPI20118246	BRUSH SEGMENT
			118604	121.88	04/06/2023	SPI20118247	FUEL TANK VEH 5099
	<b>RUSSO HARDWARE Total</b>			<b><u>904.64</u></b>			
<b>2055</b>	<b>SAFETY-KLEEN SYSTEMS INC</b>						
			118579	464.75	04/06/2023	91079233	PARTS WASHER SERVICE
	<b>SAFETY-KLEEN SYSTEMS INC Total</b>			<b><u>464.75</u></b>			

<u>VENDOR</u>	<u>VENDOR NAME</u>	<u>STAT PROC</u>	<u>PO NUMBER</u>	<u>AMOUNT</u>	<u>DATE</u>	<u>INVOICE</u>	<u>DESCRIPTION</u>
2137	SHERWIN WILLIAMS						
			115569	266.95	04/06/2023	6001-0	PAINT SUPPLIES
	<b>SHERWIN WILLIAMS Total</b>			<b>266.95</b>			
2152	M E SIMPSON COMPANY INC						
			116113	28,912.50	04/06/2023	40102	LEAK DETECTION PROGRAM
	<b>M E SIMPSON COMPANY INC Total</b>			<b>28,912.50</b>			
2163	SKYLINE TREE SERVICE &						
			116438	5,862.50	04/06/2023	9204	REMOVE TREE&WOOD-1827 AL
			116438	4,000.00	04/06/2023	9206	TREE REMOVAL
	<b>SKYLINE TREE SERVICE &amp; Total</b>			<b>9,862.50</b>			
2200	STATE TREASURER						
			116360	22,769.85	04/06/2023	62869	SIGNAL MAINTENANCE 3RD QT
	<b>STATE TREASURER Total</b>			<b>22,769.85</b>			
2201	STANDARD EQUIPMENT CO						
			118335	4,577.33	04/06/2023	P41960	WHR HYBRID
			118335	4,555.00	04/06/2023	P41961	WGR SWITCHER
			118335	356.10	04/06/2023	P41962	GRABBER SCOOPA SCREEN
	<b>STANDARD EQUIPMENT CO Total</b>			<b>9,488.43</b>			
2235	STEINER ELECTRIC COMPANY						
			118302	259.49	04/06/2023	S007309939.001	OPTIBELT XPB2240
	<b>STEINER ELECTRIC COMPANY Total</b>			<b>259.49</b>			
2248	STORINO RAMELLO & DURKIN						
				323.75	04/06/2023	87160	NOVEMBER LEGAL BILLING
				225.00	04/06/2023	87166	NOVEMBER LEGAL BILLING
				90.00	04/06/2023	87439	LEGAL BILLING DECEMBER
	<b>STORINO RAMELLO &amp; DURKIN Total</b>			<b>638.75</b>			
2301	GENERAL CHAUFFERS SALES DRIVER						
				174.00	04/07/2023	UNT 230407085818CD	Union Dues - Teamsters
				2,530.00	04/07/2023	UNT 230407085818PV	Union Dues - Teamsters
	<b>GENERAL CHAUFFERS SALES DRIVER Total</b>			<b>2,704.00</b>			
2316	APC STORE						
			115546	194.69	04/06/2023	478-574724	MICRO V BELT VEH 1731

<u>VENDOR</u>	<u>VENDOR NAME</u>	<u>STAT PROC</u>	<u>PO NUMBER</u>	<u>AMOUNT</u>	<u>DATE</u>	<u>INVOICE</u>	<u>DESCRIPTION</u>
			115546	34.61	04/06/2023	478-574727	VAPOR CAN PURGE VEH 1907
			115546	7.35	04/06/2023	478-574755	OIL FILTER ADRI 3016
			115546	78.54	04/06/2023	478-574768	AIR FILTER/SPARK PLUG/BATTE
			115546	2.34	04/06/2023	478-574841	FUEL FILTER ADRI 3016
			115546	112.48	04/06/2023	478-574844	VAPOR CANISTER & VENT
			115546	35.52	04/06/2023	478-574845	FUEL LINE HOSE ADRI 3016
			115546	832.98	04/06/2023	478-574902	FLEET DEPT PARTS
			118275	108.91	04/06/2023	478-574995	INVENTORY ITEMS
			115546	28.90	04/06/2023	478-575063	MISC SUPPLIES VEH 1914
			118703	8.72	04/06/2023	478-575109	MINI SCR
				-117.60	04/06/2023	478-575262	CREDIT-ORD INV # 478-574902
			115546	42.71	04/06/2023	478-575326	ANTI FREEZE
			118762	68.78	04/06/2023	478-575415	AIR AND OIL FILTERS
			115546	72.75	04/06/2023	478-575485	SPARK PLUG
			115546	58.59	04/06/2023	478-575499	IGNITION COIL
			118793	156.55	04/06/2023	478-575511	INVENTORY ITEMS
			115546	166.59	04/06/2023	478-575586	F DISC BRAKE KIT
			115546	14.49	04/06/2023	478-575588	F DISC HARDWARE
			115546	75.68	04/06/2023	478-575636	OIL CABIN AIR FILTER & WIPER
			115546	7.87	04/06/2023	478-575641	ANCO BLADE VEH 1919
	<b>APC STORE Total</b>			<b>1,991.45</b>			
<b>2318</b>	<b>CHRISTIAN THOMAS</b>			102.56	04/06/2023	032123CT	DUTY BOOTS
	<b>CHRISTIAN THOMAS Total</b>			<b>102.56</b>			
<b>2345</b>	<b>TRAFFIC CONTROL &amp; PROTECTION</b>						
			118413	328.90	04/06/2023	114092	INVENTORY ITEMS
				31.20	04/06/2023	114092A	PAID ONLY FREIGHT
			118495	88.25	04/06/2023	114093	INVENTORY ITEMS
			118614	123.00	04/06/2023	114127	ALUMINUM RADIUS CORNERS
			118739	17,300.00	04/06/2023	371632	STREET SIGNAGE
	<b>TRAFFIC CONTROL &amp; PROTECTION Total</b>			<b>17,871.35</b>			
<b>2363</b>	<b>TROTTER &amp; ASSOCIATES INC</b>						
			109848	17,821.50	04/06/2023	21322	RIVERSIDE PUMP CONSTRUCT
	<b>TROTTER &amp; ASSOCIATES INC Total</b>			<b>17,821.50</b>			
<b>2373</b>	<b>TYLER MEDICAL SERVICES</b>						

<u>VENDOR</u>	<u>VENDOR NAME</u>	<u>STAT PROC</u>	<u>PO NUMBER</u>	<u>AMOUNT</u>	<u>DATE</u>	<u>INVOICE</u>	<u>DESCRIPTION</u>
				1,214.00	04/06/2023	040323	444178, 267, 007, 443829, 723
	<b>TYLER MEDICAL SERVICES Total</b>			<b>1,214.00</b>			
<b>2376</b>	<b>ULTRA STROBE COMMUNICATIONS</b>						
			117942	3,844.10	04/06/2023	082903	EQUIPMENT FOR SQUADS
	<b>ULTRA STROBE COMMUNICATIONS Total</b>			<b>3,844.10</b>			
<b>2401</b>	<b>UUSCO OF ILLINOIS INC</b>						
			116064	1,872.00	04/06/2023	3039605	CLUSTER MOUNT BRACKET
			118616	600.00	04/06/2023	3039606	CABLE RACK INSULATOR
			118616	690.00	04/06/2023	3039626	U GUARD ADAPTER
			118434	411.75	04/06/2023	3039627	U GUARD
	<b>UUSCO OF ILLINOIS INC Total</b>			<b>3,573.75</b>			
<b>2403</b>	<b>UNITED PARCEL SERVICE</b>						
				71.74	04/06/2023	000060961123A	WEEKLY SHIPPING
				98.21	04/06/2023	0000650961113AA	SHIPPING
	<b>UNITED PARCEL SERVICE Total</b>			<b>169.95</b>			
<b>2404</b>	<b>HD SUPPLY FACILITIES MAINT LTD</b>						
			118598	30.58	04/06/2023	296290	FLOAT SWITCH
	<b>HD SUPPLY FACILITIES MAINT LTD Total</b>			<b>30.58</b>			
<b>2410</b>	<b>VALLEY LOCK COMPANY INC</b>						
			115570	110.00	04/06/2023	70603	REPAIR PANIC DEVICE CITY HA
	<b>VALLEY LOCK COMPANY INC Total</b>			<b>110.00</b>			
<b>2470</b>	<b>WAREHOUSE DIRECT</b>						
			115700	15.85	04/06/2023	5450581-0	OFFICE SUPPLIES POLICE DEF
			115700	1.54	04/06/2023	5450581-1	POLICE DEPT OFFICE SUPPLIE
			115700	35.21	04/06/2023	5455075-0	PD OFFICE SUPPLIES
			115721	6.47	04/06/2023	5456092-0	BINDER
				6.47	04/06/2023	5456537-0	RETURNED ON PO 115721
				6.47	04/06/2023	5457265-0	BINDER FOR FINANCE
				-13.00	04/06/2023	C5342493-0	CREDITS PO 115721
				-6.47	04/06/2023	C5456092-0	CREDITS PO 115721
				-6.47	04/06/2023	C5457265-0	CREDITS PO 115721
	<b>WAREHOUSE DIRECT Total</b>			<b>46.07</b>			
<b>2478</b>	<b>WATER PRODUCTS COMPANY</b>						



<u>VENDOR</u>	<u>VENDOR NAME</u>	<u>STAT PROC</u>	<u>PO NUMBER</u>	<u>AMOUNT</u>	<u>DATE</u>	<u>INVOICE</u>	<u>DESCRIPTION</u>
			118596	15.80	04/06/2023	0314826	TUBING INSERTS
			118111	1,405.00	04/06/2023	0314879	8" FLANGE SPOOL
			118603	4,700.64	04/06/2023	0314880	HEAVY WALL SEWER
			118408	602.00	04/06/2023	0314881	ANTI ROTAINING STAINLESS
			118573	1,098.00	04/06/2023	0314916	2" COMP CURB STOP
			118631	2,250.00	04/06/2023	0314917	EXTRA LARGE VALVE
			118631	1,125.00	04/06/2023	0314938	EXTRA LARGE ALPHA RW VALV
			118644	2,150.00	04/06/2023	0314939	INVENTORY ITEMS
			118629	312.70	04/06/2023	0314940	INVENTORY ITEMS
	<b>WATER PRODUCTS COMPANY Total</b>			<b>13,659.14</b>			
<b>2490</b>	<b>WELCH BROS INC</b>						
			118561	1,215.00	04/06/2023	3214915	WATER VAULT/CONE
	<b>WELCH BROS INC Total</b>			<b>1,215.00</b>			
<b>2495</b>	<b>WEST SIDE TRACTOR SALES CO</b>						
			116294	156,325.80	04/06/2023	B06215	JOHN DEERE 4WD LOADER
			118586	600.04	04/06/2023	N35186	MISC PARTS
			118417	527.60	04/06/2023	N35187	MISC SUPPLIES
			118615	589.29	04/06/2023	N35537	MISC COUPLINGS
	<b>WEST SIDE TRACTOR SALES CO Total</b>			<b>158,042.73</b>			
<b>2506</b>	<b>EESCO</b>						
			118508	69.85	04/06/2023	298690	INVENTORY ITEMS
	<b>EESCO Total</b>			<b>69.85</b>			
<b>2545</b>	<b>GRAINGER INC</b>						
				139.00	04/06/2023	9608690187A	SHIPPING - ORD INV 960869018
			118566	44.19	04/06/2023	9634557616	INVENTORY ITEMS
			118574	137.58	04/06/2023	9635130447	INVENTORY ITEMS
			118597	25.55	04/06/2023	9637396509	WIRE ROPE CLIP & CABLE
			118605	652.45	04/06/2023	9638081472	DOORCLOSER HD
			118038	110.10	04/06/2023	9639188573	INVENTORY ITEMS
			118620	2,006.76	04/06/2023	9639841858	LOW PROFLE GAS UNT HTR
				-25.00	04/06/2023	9640607348	CREDIT - ORG INV # 996189327
				364.21	04/06/2023	9641114500	UTILITY CART RESHIPPED
			118640	50.97	04/06/2023	9641309506	INVENTORY ITEMS
			118646	328.32	04/06/2023	9642721584	INVENTORY ITEMS
			118276	135.60	04/06/2023	9643852917	BATTERY

<u>VENDOR</u>	<u>VENDOR NAME</u>	<u>STAT PROC</u>	<u>PO NUMBER</u>	<u>AMOUNT</u>	<u>DATE</u>	<u>INVOICE</u>	<u>DESCRIPTION</u>
				389.21	04/06/2023	9647776245	UTILITY CART PO 118384
	<b>GRAINGER INC Total</b>			<b><u>4,358.94</u></b>			
<b>2630</b>	<b>ZIEBELL WATER SERVICE PRODUCTS</b>						
			116707	444.75	04/06/2023	261178-000	INVENTORY ITEMS
	<b>ZIEBELL WATER SERVICE PRODUCTS Total</b>			<b><u>444.75</u></b>			
<b>2637</b>	<b>ILLINOIS DEPT OF REVENUE</b>						
				870.25	04/07/2023	ILST230407085818CA	Illinois State Tax
				1,769.37	04/07/2023	ILST230407085818CD	Illinois State Tax
				283.56	04/07/2023	ILST230407085818ED	Illinois State Tax
				9,575.06	04/07/2023	ILST230407085818FD	Illinois State Tax
				1,853.78	04/07/2023	ILST230407085818FN	Illinois State Tax
				851.10	04/07/2023	ILST230407085818HR	Illinois State Tax
				1,711.28	04/07/2023	ILST230407085818IS	Illinois State Tax
				11,915.30	04/07/2023	ILST230407085818PD	Illinois State Tax
				15,606.84	04/07/2023	ILST230407085818PW	Illinois State Tax
				113,761.39	04/13/2023	033123EET	ELECTRICITY EXCISE TAX-MAR
	<b>ILLINOIS DEPT OF REVENUE Total</b>			<b><u>158,197.93</u></b>			
<b>2638</b>	<b>INTERNAL REVENUE SERVICE</b>						
				1,234.72	04/07/2023	FICA230407085818CA	FICA Employee
				2,543.59	04/07/2023	FICA230407085818CD	FICA Employee
				345.58	04/07/2023	FICA230407085818ED	FICA Employee
				1,002.16	04/07/2023	FICA230407085818FD	FICA Employee
				2,599.55	04/07/2023	FICA230407085818FN	FICA Employee
				1,257.03	04/07/2023	FICA230407085818HR	FICA Employee
				2,636.76	04/07/2023	FICA230407085818IS	FICA Employee
				2,529.19	04/07/2023	FICA230407085818PD	FICA Employee
				21,366.23	04/07/2023	FICA230407085818PV	FICA Employee
				1,234.72	04/07/2023	FICE230407085818CA	FICA Employer
				2,543.59	04/07/2023	FICE230407085818CD	FICA Employer
				345.58	04/07/2023	FICE230407085818ED	FICA Employer
				995.21	04/07/2023	FICE230407085818FD	FICA Employer
				2,599.55	04/07/2023	FICE230407085818FN	FICA Employer
				1,257.03	04/07/2023	FICE230407085818HR	FICA Employer
				2,636.76	04/07/2023	FICE230407085818IS	FICA Employer
				2,536.14	04/07/2023	FICE230407085818PD	FICA Employer
				21,366.23	04/07/2023	FICE230407085818PV	FICA Employer

<u>VENDOR</u>	<u>VENDOR NAME</u>	<u>STAT PROC</u>	<u>PO NUMBER</u>	<u>AMOUNT</u>	<u>DATE</u>	<u>INVOICE</u>	<u>DESCRIPTION</u>
				2,532.87	04/07/2023	FIT 230407085818CA	Federal Withholding Tax
				4,285.34	04/07/2023	FIT 230407085818CD	Federal Withholding Tax
				1,000.55	04/07/2023	FIT 230407085818ED	Federal Withholding Tax
				24,247.69	04/07/2023	FIT 230407085818FD	Federal Withholding Tax
				4,633.83	04/07/2023	FIT 230407085818FN	Federal Withholding Tax
				2,480.48	04/07/2023	FIT 230407085818HR	Federal Withholding Tax
				4,163.71	04/07/2023	FIT 230407085818IS	Federal Withholding Tax
				28,707.30	04/07/2023	FIT 230407085818PD	Federal Withholding Tax
				36,565.75	04/07/2023	FIT 230407085818PW	Federal Withholding Tax
				288.71	04/07/2023	MEDE230407085818C	Medicare Employee
				594.88	04/07/2023	MEDE230407085818C	Medicare Employee
				80.82	04/07/2023	MEDE230407085818E	Medicare Employee
				3,294.72	04/07/2023	MEDE230407085818FI	Medicare Employee
				607.97	04/07/2023	MEDE230407085818FI	Medicare Employee
				293.98	04/07/2023	MEDE230407085818H	Medicare Employee
				616.66	04/07/2023	MEDE230407085818IS	Medicare Employee
				4,191.77	04/07/2023	MEDE230407085818PI	Medicare Employee
				4,996.96	04/07/2023	MEDE230407085818P	Medicare Employee
				288.71	04/07/2023	MEDR230407085818C	Medicare Employer
				594.88	04/07/2023	MEDR230407085818C	Medicare Employer
				80.82	04/07/2023	MEDR230407085818E	Medicare Employer
				3,293.07	04/07/2023	MEDR230407085818FI	Medicare Employer
				607.97	04/07/2023	MEDR230407085818FI	Medicare Employer
				293.98	04/07/2023	MEDR230407085818H	Medicare Employer
				616.66	04/07/2023	MEDR230407085818IS	Medicare Employer
				4,193.42	04/07/2023	MEDR230407085818P	Medicare Employer
				4,996.96	04/07/2023	MEDR230407085818P	Medicare Employer
				<b>209,580.08</b>			
	<b>INTERNAL REVENUE SERVICE Total</b>						
<b>2639</b>	<b>STATE DISBURSEMENT UNIT</b>						
				369.23	04/07/2023	00000486230407085E	IL Child Support Amount 1
				700.15	04/07/2023	000001225230407085E	IL Child Support Amount 1
				596.30	04/07/2023	000001244230407085E	IL Child Support Amount 1
				640.15	04/07/2023	000001412230407085E	IL Child Support Amount 1
				499.84	04/07/2023	000001527230407085E	IL Child Support Amount 1
				277.87	04/07/2023	000001539230407085E	IL Child Support Amount 1
	<b>STATE DISBURSEMENT UNIT Total</b>			<b>3,083.54</b>			
<b>2644</b>	<b>IMRF</b>						

<u>VENDOR</u>	<u>VENDOR NAME</u>	<u>STAT PROC</u>	<u>PO NUMBER</u>	<u>AMOUNT</u>	<u>DATE</u>	<u>INVOICE</u>	<u>DESCRIPTION</u>
				176,672.50	04/04/2023	040423	IMRF PAYROLL MARCH
	<b>IMRF Total</b>			<b><u>176,672.50</u></b>			
<b>2652</b>	<b>JPMORGAN CHASE BANK NA</b>						
				1,751.75	04/05/2023	032423AC	MARCH CREDIT CARD
				79.80	04/05/2023	032423AK	2% BOARD PURCHASE
				450.00	04/05/2023	032423BH	MARCH CREDIT CARD
				2,830.92	04/05/2023	032423DB	MARCH CREDIT CARD
				33.46	04/05/2023	032423DC	MARCH CREDIT CARD
				2,987.00	04/05/2023	032423EM	MARCH CREDIT CARD
				160.01	04/05/2023	032423HM	MARCH CREDIT CARD
				3,819.34	04/05/2023	032423LG	MARCH CREDIT CARD
				2,359.92	04/05/2023	032423RC	MARCH CREDIT CARD
				65.00	04/05/2023	032423TC	MARCH CREDIT CARD
				929.37	04/05/2023	032423JM	MARCH CREDIT CARD
	<b>JPMORGAN CHASE BANK NA Total</b>			<b><u>15,466.57</u></b>			
<b>2666</b>	<b>WINSTON ENGINEERING LLC</b>						
			115876	675.00	04/06/2023	0321CF1769	STOCK PILE IEPA FORM
	<b>WINSTON ENGINEERING LLC Total</b>			<b><u>675.00</u></b>			
<b>2793</b>	<b>4IMPRINT INC</b>						
			118553	291.91	04/06/2023	10976832	PENS
	<b>4IMPRINT INC Total</b>			<b><u>291.91</u></b>			
<b>2871</b>	<b>WHITTAKER CONSTRUCTION</b>						
			116115	491,456.72	04/06/2023	8-2023	2021 RIVERSIDE LIFT STATION
	<b>WHITTAKER CONSTRUCTION Total</b>			<b><u>491,456.72</u></b>			
<b>2916</b>	<b>HAYDEN AND COMPANY</b>						
			118079	3,570.00	04/06/2023	25441	GREEN ENCAP
	<b>HAYDEN AND COMPANY Total</b>			<b><u>3,570.00</u></b>			
<b>2929</b>	<b>FOOTE MIELKE CHAVEZ &amp; ONEIL</b>						
				6,400.00	04/06/2023	82	JAN AND FEE RETAINER
				550.00	04/06/2023	83	LEGAL SAMATHA GIUDICE
				500.00	04/06/2023	84	LEGAL CODY POMBERT
				550.00	04/06/2023	85	LEGAL JORDAN SMITH
				550.00	04/06/2023	86	LEGAL MARK HUTCHINGS

<u>VENDOR</u>	<u>VENDOR NAME</u>	<u>PO NUMBER</u>	<u>AMOUNT</u>	<u>DATE</u>	<u>INVOICE</u>	<u>DESCRIPTION</u>
	STAT PROC					
	<b>FOOTE MIELKE CHAVEZ &amp; ONEIL Total</b>		<b>8,550.00</b>			
<b>2950</b>	<b>SAFETY SUPPLY ILLINOIS LLC</b>					
		118401	193.92	04/06/2023	1902774656	WOMENS SURVEYOR VESTS
		118601	208.36	04/06/2023	1902774855	OIL DEMON GT DRIVERS GLOV
		118531	845.90	04/06/2023	1902774906	INVENTORY ITEMS
	<b>SAFETY SUPPLY ILLINOIS LLC Total</b>		<b>1,248.18</b>			
<b>2990</b>	<b>HAWKINS INC</b>					
		108	8,173.30	04/06/2023	6428989	FERRIC CHLORIDE
	<b>HAWKINS INC Total</b>		<b>8,173.30</b>			
<b>3099</b>	<b>MIDWEST SALT LLC</b>					
		106	2,700.80	04/06/2023	P467502	INDUSTRIAL COARSE SALT
		106	2,946.45	04/06/2023	P467590	MVP IND SOUTHERN COARSE
	<b>MIDWEST SALT LLC Total</b>		<b>5,647.25</b>			
<b>3102</b>	<b>RUSH PARTS CENTERS OF ILLINOIS</b>					
		118537	42.65	04/06/2023	3031625404	INVENTORY ITEMS
		118504	44.36	04/06/2023	3031637144	INVENTORY ITEMS
		118584	977.00	04/06/2023	3031637726	PARTS AND LABOR
		118626	165.70	04/06/2023	3031659264	CYLINDER KIT DOOR
		118671	93.06	04/06/2023	3031752346	TRANSMITTER
		118661	124.56	04/06/2023	3031761372	HYDRAULIC FILTER
	<b>RUSH PARTS CENTERS OF ILLINOIS Total</b>		<b>1,447.33</b>			
<b>3127</b>	<b>SHI INTERNATIONAL CORP</b>					
		118549	532.00	04/06/2023	B16583897	ACROBAT PRO RENEWAL
		118548	532.00	04/06/2023	B16583935	ACROBAT PRO RENWALS
	<b>SHI INTERNATIONAL CORP Total</b>		<b>1,064.00</b>			
<b>3135</b>	<b>RUSSELL HAYWOOD</b>					
			16.00	04/06/2023	032423RH	PER DIEM-PD APP BK INVESTIC
	<b>RUSSELL HAYWOOD Total</b>		<b>16.00</b>			
<b>3153</b>	<b>PEERLESS NETWORK INC</b>					
			5,137.65	04/06/2023	15949	MONTHLY BILLING FEBRUARY
	<b>PEERLESS NETWORK INC Total</b>		<b>5,137.65</b>			
<b>3156</b>	<b>TRANSUNION RISK &amp; ALTERNATIVE</b>					

<u>VENDOR</u>	<u>VENDOR NAME</u>	<u>STAT PROC</u>	<u>PO NUMBER</u>	<u>AMOUNT</u>	<u>DATE</u>	<u>INVOICE</u>	<u>DESCRIPTION</u>
			115964	334.80	04/06/2023	252639-202303-1	SERVICE 3/1/23 - 3/31/23
	<b>TRANSUNION RISK &amp; ALTERNATIVE Total</b>			<b>334.80</b>			
<b>3159</b>	<b>POWER DMS INC</b>						
			118682	13,808.24	04/06/2023	INV-33809	LEGACY TRAINING & SUBSCRIB
	<b>POWER DMS INC Total</b>			<b>13,808.24</b>			
<b>3182</b>	<b>OZINGA READY MIX CONCRETE INC</b>						
			107	1,521.72	04/06/2023	ARI00535617	READY MIX
			107	1,658.00	04/06/2023	ARI00538757	READY MIX
			107	1,442.00	04/06/2023	ARI00542175	READY MIX
	<b>OZINGA READY MIX CONCRETE INC Total</b>			<b>4,621.72</b>			
<b>3280</b>	<b>PLANET DEPOS LLC</b>						
			115733	1,108.20	04/06/2023	566582	HEARING-PROCESSING FEE
			115733	-1,108.20	04/06/2023	566582	HEARING-PROCESSING FEE
			115733	1,100.25	04/06/2023	567234	TRANSCRIPTION SERVICES
	<b>PLANET DEPOS LLC Total</b>			<b>1,100.25</b>			
<b>3285</b>	<b>RICK MURAWSKI</b>						
				16.00	04/06/2023	032423RM	PER DIEM-PD APP BK INVESTIC
	<b>RICK MURAWSKI Total</b>			<b>16.00</b>			
<b>3317</b>	<b>TEREX UTILITIES INC</b>						
			118730	1,346.95	04/06/2023	7300915	REPAIR UNIT 1902
			118730	1,607.75	04/06/2023	7300916	SERVICE REPAIR UNIT 1933
	<b>TEREX UTILITIES INC Total</b>			<b>2,954.70</b>			
<b>3326</b>	<b>INFOWISE SOLUTIONS LTD</b>						
			118675	879.20	04/06/2023	2023-9	RENEWAL
	<b>INFOWISE SOLUTIONS LTD Total</b>			<b>879.20</b>			
<b>3373</b>	<b>LAWRENCE GUNDERSON</b>						
				114.50	04/06/2023	T000012283	PER DIEM GMIS GIANTS
	<b>LAWRENCE GUNDERSON Total</b>			<b>114.50</b>			
<b>3408</b>	<b>ULINE INC</b>						
			118569	975.00	04/06/2023	160959632	TOLIET TISSUE
	<b>ULINE INC Total</b>			<b>975.00</b>			
<b>3419</b>	<b>Jose Jacobo</b>						

<u>VENDOR</u>	<u>VENDOR NAME</u>	<u>STAT PROC</u>	<u>PO NUMBER</u>	<u>AMOUNT</u>	<u>DATE</u>	<u>INVOICE</u>	<u>DESCRIPTION</u>
				16.00	04/06/2023	032423JJ	PER DIEM-PD APP BK INVESTIC
	Jose Jacobo Total			<u>16.00</u>			
3460	Joseph Dony			16.00	04/06/2023	032423JD	PERDIEM- PD APP BK INVESTIC
	Joseph Dony Total			<u>16.00</u>			
3474	TRAVELERS INDEMNITY			825.00	04/06/2023	2345488	BRYANT LEGAL WORK FEB 202
	TRAVELERS INDEMNITY Total			<u>825.00</u>			
3536	Ryan Gleason			125.00	04/06/2023	033023RG	STATION SAFETY BOOTS
	Ryan Gleason Total			<u>125.00</u>			
3540	SERVICE LIGHTING & ELECTRICAL						
			118540	120.92	04/06/2023	W03567296	LED BULBS AND SOCKETS
			118679	1,230.00	04/06/2023	W03580784	HIGH PRESSURE SODIUM
	SERVICE LIGHTING & ELECTRICAL Total			<u>1,350.92</u>			
3596	GRAYBAR ELECTRIC CO INC						
			118462	91.11	04/06/2023	9331243325	KLEIN TOOLS
	GRAYBAR ELECTRIC CO INC Total			<u>91.11</u>			
3686	NATIONAL POWER RODDING CORP						
			116453	478,976.40	04/11/2023	53769	2022 SEWER LINING PROJECT
	NATIONAL POWER RODDING CORP Total			<u>478,976.40</u>			
3766	PROVEN BUSINESS SYSTEMS						
				2,626.09	04/06/2023	1023582	BILLING 2/23/23 TO 3/22/23
	PROVEN BUSINESS SYSTEMS Total			<u>2,626.09</u>			
3786	EMPLOYEE BENEFITS CORPORATION						
			115598	680.58	04/06/2023	3962109	BESTFLEX PLAN-ADMIN FEE 3/
	EMPLOYEE BENEFITS CORPORATION Total			<u>680.58</u>			
3787	VIKING BROS INC						
			105	5,213.80	04/06/2023	INV_2023-146	CA 7 STONE
			105	2,443.36	04/06/2023	INV_2023-159	CA 7 STONE
	VIKING BROS INC Total			<u>7,657.16</u>			

<u>VENDOR</u>	<u>VENDOR NAME</u>	<u>STAT PROC</u>	<u>PO NUMBER</u>	<u>AMOUNT</u>	<u>DATE</u>	<u>INVOICE</u>	<u>DESCRIPTION</u>
3799	LRS HOLDINGS LLC		115706	176.00	04/06/2023	PS516857	MONTHLY BILLING 2/10-3/09
			115562	83.00	04/06/2023	PS516858	MONTHLY BILLING 2/10-3/9
			116554	494.00	04/06/2023	PS516859	RENTAL 2/10/23-3/9/23
	<b>LRS HOLDINGS LLC Total</b>			<b>753.00</b>			
3882	CORE & MAIN LP			-74.50	04/06/2023	S059391	RETURN PO 117476
			118547	1,150.00	04/06/2023	S448217	MEGALUG KIT
			118522	44.66	04/06/2023	S450688	MJ REG GASKET
			118567	625.00	04/06/2023	S474760	DRILL
			118562	735.00	04/06/2023	S485890	BORING BAR
			118619	434.50	04/06/2023	S490676	MISC SUPPLIES
			118599	499.00	04/06/2023	S499499	MINN PATTERN CURB STOP
			118602	4,892.00	04/06/2023	S506060	MISC SUPPLIES
			118606	6,046.48	04/06/2023	S507505	INVENTORY ITEMS
			118599	432.00	04/06/2023	S510708	MISC SUPPLIES
			118599	553.00	04/06/2023	S511312	MISC SUPPLIES
			118562	250.50	04/06/2023	S518079	CTS ADAPTER NIP
			118643	1,846.00	04/06/2023	S528374	T HEAD B AND N
	<b>CORE &amp; MAIN LP Total</b>			<b>17,433.64</b>			
3886	VIA CARLITA LLC		115553	507.75	04/06/2023	64473	VHE 1721 PARTS
			115553	129.58	04/06/2023	64519	VEH 1721 PARTS
			115553	34.27	04/06/2023	64588	SPO CONNECTOR
			115553	936.02	04/06/2023	65126	VALVE KIT VEH 1785
			115553	33.00	04/06/2023	65161	BOLT
			118797	1,181.86	04/06/2023	655472	MIRROR
	<b>VIA CARLITA LLC Total</b>			<b>2,822.48</b>			
3936	CORTLAND COMMUNITY		118557	225.00	04/06/2023	17312	BLS CPR CARD
	<b>CORTLAND COMMUNITY Total</b>			<b>225.00</b>			
3948	UNIQUE PRODUCTS & SERVICE CORP		118511	153.80	04/06/2023	446533	INVENTORY ITEMS
	<b>UNIQUE PRODUCTS &amp; SERVICE CORP Total</b>			<b>153.80</b>			
3965	COOPER CONSTRUCTION AND GLASS						



<u>VENDOR</u>	<u>VENDOR NAME</u>	<u>STAT PROC</u>	<u>PO NUMBER</u>	<u>AMOUNT</u>	<u>DATE</u>	<u>INVOICE</u>	<u>DESCRIPTION</u>
			118139	2,790.00	04/06/2023	2137	DOOR REPLACEMENT
	<b>COOPER CONSTRUCTION AND GLASS Total</b>			<b>2,790.00</b>			
<b>3968</b>	<b>TRANSAMERICA CORPORATION</b>			4,739.55	04/07/2023	RHFP230407085818PI	Retiree Healthcare Funding Pla
				1,322.95	04/07/2023	S115230407085818FD	Sect 115 Retiree Health Plan
	<b>TRANSAMERICA CORPORATION Total</b>			<b>6,062.50</b>			
<b>3973</b>	<b>HSA BANK WIRE ONLY</b>			200.00	04/07/2023	HSAF230407085818C/	Health Savings Plan - Family
				319.23	04/07/2023	HSAF230407085818CI	Health Savings Plan - Family
				2,256.83	04/07/2023	HSAF230407085818FI	Health Savings Plan - Family
				85.00	04/07/2023	HSAF230407085818FN	Health Savings Plan - Family
				865.39	04/07/2023	HSAF230407085818HF	Health Savings Plan - Family
				1,596.15	04/07/2023	HSAF230407085818IS	Health Savings Plan - Family
				1,113.85	04/07/2023	HSAF230407085818PI	Health Savings Plan - Family
				665.29	04/07/2023	HSAF230407085818PV	Health Savings Plan - Family
				178.85	04/07/2023	HSAS230407085818C/	Health Savings - Self Only
				280.76	04/07/2023	HSAS230407085818CI	Health Savings - Self Only
				1,155.76	04/07/2023	HSAS230407085818FI	Health Savings - Self Only
				630.76	04/07/2023	HSAS230407085818PI	Health Savings - Self Only
				168.54	04/07/2023	HSAS230407085818PV	Health Savings - Self Only
	<b>HSA BANK WIRE ONLY Total</b>			<b>9,516.41</b>			
<b>4038</b>	<b>SEVEN BROTHERS PAINTING INC</b>		116112	595,950.00	04/06/2023	1-2023	REHAB EAST SIDE RESERVOIR
	<b>SEVEN BROTHERS PAINTING INC Total</b>			<b>595,950.00</b>			
<b>4048</b>	<b>ZOLL MEDICAL CORPORATION</b>		118610	937.40	04/06/2023	3687723	MISC FIRE DEPT SUPPLIES
	<b>ZOLL MEDICAL CORPORATION Total</b>			<b>937.40</b>			
<b>4057</b>	<b>COPS TESTING SERVICE INC</b>			1,000.00	04/06/2023	107966	WRITTEN EXAM 19 APPLICANT:
			115602	175.00	04/06/2023	107983	LAW ENFORCEMENT POLYGRA
	<b>COPS TESTING SERVICE INC Total</b>			<b>1,175.00</b>			
<b>4071</b>	<b>Mark Chmura</b>			839.66	04/06/2023	032923MC	PER DIEM IESMA SUMMIT

<u>VENDOR</u>	<u>VENDOR NAME</u>	<u>STAT PROC</u>	<u>PO NUMBER</u>	<u>AMOUNT</u>	<u>DATE</u>	<u>INVOICE</u>	<u>DESCRIPTION</u>
	<b>Mark Chmura Total</b>			<b><u>839.66</u></b>			
<b>4074</b>	<b>AMAZON CAPITAL SERVICES INC</b>						
			118726	299.98	04/06/2023	13CJ-P77K-MXDX	INVENTORY ITEMS
			118693	21.84	04/06/2023	16WX-RW1W-1RGG	GAS LEAK DETECTOR
			118816	14.39	04/06/2023	176K-LHTP-JP9C	BLUETOOTH ADAPTER
			118723	299.84	04/06/2023	191L-TWQ3-Q61P	MISC PVC FITTINGS
			118748	331.88	04/06/2023	19KX-RMC4-177N	INVENTORY ITEMS
			118694	38.99	04/06/2023	1CMN-XLLK-1P36	DUAL MONITOR STAND
			115523	123.24	04/06/2023	1CX3-7NYH-TYLT	MISC SUPPLIES
			118851	10.28	04/06/2023	1D1N-Y9G9-9GFK	LEVITON QUICKPORT SURFACI
			115643	89.95	04/06/2023	1F3K-NRG9-MFNC	WHITE COPY PAPER PW
			115643	17.81	04/06/2023	1FKY-TX34-GJNJ	BETTER SPIRAL STENO PADS
			115523	74.95	04/06/2023	1GNV-41Y4-7NM6	POLICE DEPT SUPPLIES
			118827	103.80	04/06/2023	1GTF-H9NX-1FX9	HP DISPLAY PORT TO DVI ADAF
			118670	14.69	04/06/2023	1JKT-9PR6-MWV7	OIL LOS ALERT UNIT
			115643	29.18	04/06/2023	1JXJ-7MX6-9FP7	MISC SUPPLIES
			118745	55.50	04/06/2023	1KGX-FYWN-19HR	INVENTORY ITEMS
			115643	43.92	04/06/2023	1L7X-6KVR-61XW	CLIPBOARD FOR PW
			115586	48.99	04/06/2023	1MJG-KX3N-1J6R	HAND SANITIZER
			118673	99.97	04/06/2023	1N1V-GGXF-17J6	INVENTOR ITEMS
			118693	22.99	04/06/2023	1NTJ-GKJH-4QF7	NATURAL GAS DETECTOR
			118839	50.96	04/06/2023	1QR9-MXYP-6773	MOUNTING FOR TV
			115643	114.47	04/06/2023	1RCX-PHWG-G16W	MISC OFFICE SUPPLIES
			118738	733.75	04/06/2023	1RPR-W4NJ-XJK6	INVENTORY ITEMS
			118694	33.99	04/06/2023	1RY9-FXX9-479P	AMERIERGO MONITOR STAND
			115523	33.98	04/06/2023	1TYG-RKTQ-KLLT	MECHANIX WEAR DUABLE CAF
			115559	11.69	04/06/2023	1VPJ-GQ4F-D3PG	SHARPIE MARKERS
			115523	342.44	04/06/2023	1VRJ-WDR6-1L6N	USB CABLE
			118837	21.98	04/06/2023	1XJL-FCJ7-49DP	IPHONE FAST CAR CHARGER
			115586	17.00	04/06/2023	1Y1V-LDLN-1NJK	MISC SUPPLIES
			115523	100.00	04/06/2023	1Y4Y-VDNR-JKYK	UNDER ARMOUR MEN'S STELL
			118792	17.98	04/06/2023	1YDN-G93T-1LMC	STINO PAPER CANDY BOX
			115559	113.01	04/07/2023	17NH-76HH-4CX6	MISC OFFICE SUPPLIES
				999.92	04/05/2023	1CFC-CCR6-13JJ/L1R	FOREIGN FIRE PURCHASES
	<b>AMAZON CAPITAL SERVICES INC Total</b>			<b><u>4,333.36</u></b>			
<b>4104</b>	<b>Jason Wessendorf</b>						
				144.41	04/06/2023	032523JW	UNIFORM ALLOWANCE

<u>VENDOR</u>	<u>VENDOR NAME</u>	<u>STAT PROC</u>	<u>PO NUMBER</u>	<u>AMOUNT</u>	<u>DATE</u>	<u>INVOICE</u>	<u>DESCRIPTION</u>
	Jason Wessendorf Total			<u>144.41</u>			
4121	HSA BANK		115600	72.00	04/06/2023	W448015	HSA SERVICE FEE
	HSA BANK Total			<u>72.00</u>			
4135	ILLINOIS PUBLIC RISK FUND			13,512.00	04/06/2023	79154	MAY 2023 MONTHLY IPRF FEE
				6,501.00	04/06/2023	84851	WC AUDIT AND ADMIN FEE
	ILLINOIS PUBLIC RISK FUND Total			<u>20,013.00</u>			
4174	UNIFIRST CORPORATION		115955	1,767.36	04/07/2023	1514480/033123	FLEET DEPT UNIFORM CLEANII
	UNIFIRST CORPORATION Total			<u>1,767.36</u>			
4214	ARAMARK REFRESHMENT SERVICES		115542	45.96	04/06/2023	3726511	COFFEE SUPPLIES POLICE DEI
			115542	185.06	04/06/2023	7215551	COFFEE POLICE DEPT
	ARAMARK REFRESHMENT SERVICES Total			<u>231.02</u>			
4242	MID AMERICA ENERGY SERVICES		116877	8,329.35	04/06/2023	23030	1405 S 7TH AVE VALVE
			116877	5,639.50	04/06/2023	23037	VALVE REPLACEMENT 2ND ST
			116877	10,349.99	04/06/2023	23039	FOX CHASE/HIGH GATE VALVE
			116877	4,070.38	04/06/2023	23040	526 S 16TH ST VALVE REPLACE
			116877	7,738.98	04/06/2023	23041	2651 W MAIN ST VALVE&VAULT
	MID AMERICA ENERGY SERVICES Total			<u>36,128.20</u>			
4341	CIORBA GROUP		110642	7,067.30	04/06/2023	0027513	WILDROSE LIFT STATION REPL
	CIORBA GROUP Total			<u>7,067.30</u>			
4352	ZORO TOOLS INC		118568	109.44	04/06/2023	INV12224564	SHOVEL
	ZORO TOOLS INC Total			<u>109.44</u>			
4377	MACQUEEN EQUIPMENT LLC		118655	847.16	04/06/2023	P21635	STARTER 39MT
	MACQUEEN EQUIPMENT LLC Total			<u>847.16</u>			
4380	CHARLES VINCENT GEORGE						

<u>VENDOR</u>	<u>VENDOR NAME</u>	<u>STAT PROC</u>	<u>PO NUMBER</u>	<u>AMOUNT</u>	<u>DATE</u>	<u>INVOICE</u>	<u>DESCRIPTION</u>
			117637	2,180.96	04/06/2023	2302043	FIRE STATION 2 & 3 KITCHEN
	<b>CHARLES VINCENT GEORGE Total</b>			<b><u>2,180.96</u></b>			
<b>4391</b>	<b>METRONET HOLDINGS LLC</b>			2,327.32	04/06/2023	1497261/032223	MONTHLY BILLING ACCT: 14972
	<b>METRONET HOLDINGS LLC Total</b>			<b><u>2,327.32</u></b>			
<b>4415</b>	<b>Christina Smith</b>			162.50	04/06/2023	T000012166	PER DIEM IWPC CONFERENCE
	<b>Christina Smith Total</b>			<b><u>162.50</u></b>			
<b>4473</b>	<b>BRAD MANNING FORD INC</b>		118334	24.60	04/06/2023	206016	CAP
			118612	209.00	04/06/2023	207923	MODULE
	<b>BRAD MANNING FORD INC Total</b>			<b><u>233.60</u></b>			
<b>4474</b>	<b>MEREDITH WATER COMPANY</b>		115844	80.00	04/06/2023	0774224	DI RENTAL SERVICE
	<b>MEREDITH WATER COMPANY Total</b>			<b><u>80.00</u></b>			
<b>4478</b>	<b>MECHANICAL INC</b>		118736	2,712.59	04/06/2023	CHI190219	SERVICE REPAIR 1405 S 7TH A
	<b>MECHANICAL INC Total</b>			<b><u>2,712.59</u></b>			
<b>4511</b>	<b>THE TRAVELERS COMPANIES INC</b>			967.73	04/06/2023	000625665	DAMAGED OV 09/27/22
	<b>THE TRAVELERS COMPANIES INC Total</b>			<b><u>967.73</u></b>			
<b>4536</b>	<b>VALUE BLUE INC</b>		118676	13,476.00	04/06/2023	V20230015	PERIOD 4/1/23-3/21/24
	<b>VALUE BLUE INC Total</b>			<b><u>13,476.00</u></b>			
<b>4591</b>	<b>VISSERING CONSTRUCTION COMPANY</b>		112755	1,303,315.63	04/07/2023	19-REVISED	WEST SIDE WTR RECLAMATIOI
	<b>VISSERING CONSTRUCTION COMPANY Total</b>			<b><u>1,303,315.63</u></b>			
<b>4632</b>	<b>LAKESIDE INTERNATIONAL LLC</b>		118464	12.22	04/06/2023	7231322P	SCREW HEXAGON
			118611	666.40	04/06/2023	7231587P	PIPE HOSE BAND
			118611	181.28	04/06/2023	7231658P	CLAMP

<u>VENDOR</u>	<u>VENDOR NAME</u>	<u>PO NUMBER</u>	<u>AMOUNT</u>	<u>DATE</u>	<u>INVOICE</u>	<u>DESCRIPTION</u>
	STAT PROC		<b>859.90</b>			
	LAKESIDE INTERNATIONAL LLC Total					
4672	A5 GROUP INC	115988	2,490.00	04/06/2023	23-0355	COMMUNICATION SERVICES
	A5 GROUP INC Total		<b>2,490.00</b>			
4715	IPBC		411,404.20	04/03/2023	040123	HEALTH INSURANCE PREMIUM
	IPBC Total		<b>411,404.20</b>			
4719	BERRY DUNN MCNEIL & PARKER LLC	116092	2,400.00	04/07/2023	427929	CONSULTING-STRATEGIC PLAN
		116092	3,600.00	04/06/2023	426925	STRATEGIC PLAN-CONSULTINC
	BERRY DUNN MCNEIL & PARKER LLC Total		<b>6,000.00</b>			
4737	VERIZON COMMUNICATIONS INC	115969	1,351.15	04/06/2023	372000046050	ACCT # 100000116523
	VERIZON COMMUNICATIONS INC Total		<b>1,351.15</b>			
4746	ROCKET INDUSTRIAL INC	118520	493.46	04/06/2023	IN00406641	INVENTORY ITEMS
	ROCKET INDUSTRIAL INC Total		<b>493.46</b>			
4783	ST CHARLES PROF FIREFIGHTERS		1,675.60	04/07/2023	UNF 230407085818FD	Union Dues - IAFF
	ST CHARLES PROF FIREFIGHTERS Total		<b>1,675.60</b>			
4797	Michael Edelstein		60.00	04/06/2023	040323	RETURNED ACH PAYROLL MAR
	Michael Edelstein Total		<b>60.00</b>			
4804	Daniel Kray		99.23	04/06/2023	032723DK	SAFETY BOOTS
	Daniel Kray Total		<b>99.23</b>			
4812	TEKLAB INC	118102	46.80	04/06/2023	285747	LAB DEPT SERVICES
	TEKLAB INC Total		<b>46.80</b>			
4813	COMMERCIAL TIRE SERVICES INC	118651	1,140.00	04/06/2023	9980002631	INVENTORY ITEMS

<u>VENDOR</u>	<u>VENDOR NAME</u>	<u>STAT PROC</u>	<u>PO NUMBER</u>	<u>AMOUNT</u>	<u>DATE</u>	<u>INVOICE</u>	<u>DESCRIPTION</u>
	COMMERCIAL TIRE SERVICES INC Total			<u>1,140.00</u>			
4825	SAMUEL A BONILLA III			760.50	04/06/2023	23-03	ADJUDICATION OFFICER MARC
	SAMUEL A BONILLA III Total			<u>760.50</u>			
4848	NCH CORPORATION		118528	806.83	04/06/2023	8149133	FLEET DEPT SUPPLIES
	NCH CORPORATION Total			<u>806.83</u>			
4861	EMILAMERICA INC		118650	2,042.01	04/06/2023	0389084	NO CODE LACCATO NERO
	EMILAMERICA INC Total			<u>2,042.01</u>			
4862	VALLEY SECURE INC		118767	580.00	04/06/2023	351	MOGUL KEYS
	VALLEY SECURE INC Total			<u>580.00</u>			
4865	OMEGA SERVICES INC		118666	240.00	04/06/2023	574	WINDOWS CLEANED POLICE D
	OMEGA SERVICES INC Total			<u>240.00</u>			
999001366	CHRISTINA M SZEWCXYK			10.00	04/06/2023	P3850-000169	Refund-Overpaid Tkt # ST141976
	CHRISTINA M SZEWCXYK Total			<u>10.00</u>			
999001366	VILLAGE OF LAGRANGE			957.99	04/06/2023	033123	REIMBURSE HENDERSON BOD
	VILLAGE OF LAGRANGE Total			<u>957.99</u>			
999001369	SLEEP IN HEAVENLY PEACE			71.00	04/06/2023	040523	MARCH GIVING FRIDAY CHICAGO
	SLEEP IN HEAVENLY PEACE Total			<u>71.00</u>			
999001371	7 ELEVEN INC			100.00	04/11/2023	041023-REFUND	REFUND CIGARETTE LICENSE
	7 ELEVEN INC Total			<u>100.00</u>			
999001372	HOPS N BARRELS			200.00	04/11/2023	041023-REFUND	REFUND CIGARETTE LICENSE

<u>VENDOR</u>	<u>VENDOR NAME</u>	<u>STAT PROC</u>	<u>PO NUMBER</u>	<u>AMOUNT</u>	<u>DATE</u>	<u>INVOICE</u>	<u>DESCRIPTION</u>
	HOPS N BARRELS Total			<u>200.00</u>			
999001373	Z SMOKE N VAPE			150.00	04/11/2023	041023-REFUND	REFUND CIGARETTE LICENSE
	Z SMOKE N VAPE Total			<u>150.00</u>			
			<u>Grand Total:</u>	<u>7,667,284.86</u>			

The above expenditures have been approved for payment:

_____	_____
Chairman, Government Operations Committee	Date
_____	_____
Vice Chairman, Government Operations Committee	Date
_____	_____
Finance Director	Date



**City of St. Charles, Illinois  
Monthly Treasurer's and Finance Report  
FY 2022-23**



**Month of: March, 2023**

---

John Harrill

---

Date

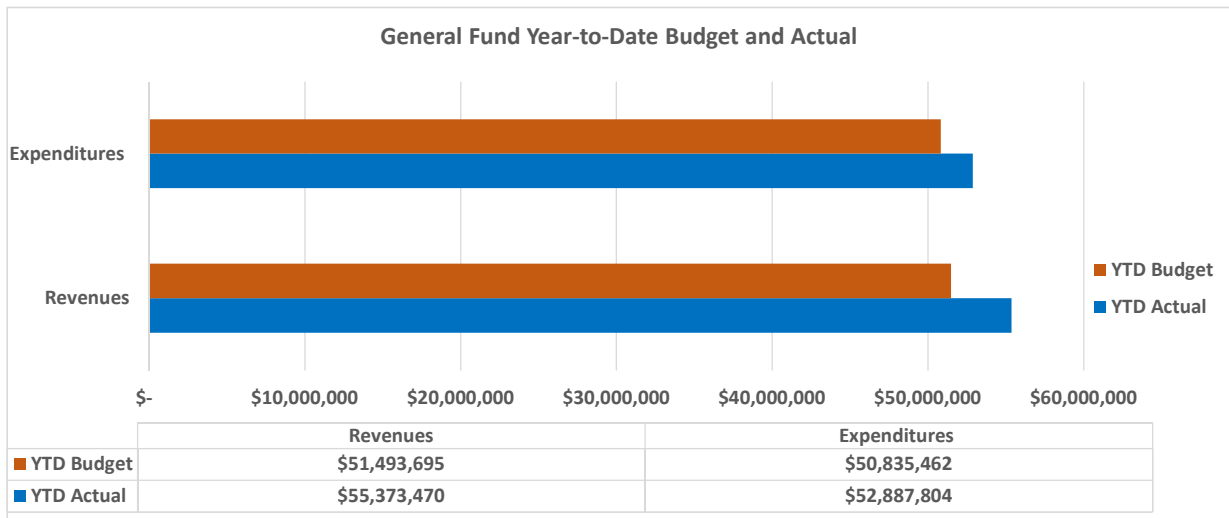


**City of St. Charles**  
**Monthly Financial Report / Summary**  
**General Fund Summary**

Revenue Type	Total Annual Budget	Current Month Budget	Current Month Actual	% Variance	Year-to-Date Budget	Year-to-Date Actual	YTD Actual vs. Budget
Property Tax	\$ 14,141,424	\$ -	\$ 11,794	100.0%	\$ 14,141,424	\$ 14,173,136	100.2%
Sales & Use Tax	24,738,000	2,164,162	2,448,190	13.1%	22,699,350	24,243,783	106.8%
Other Taxes	8,724,000	650,572	608,949	-6.4%	7,885,765	9,450,329	119.8%
Franchise Fees	3,553,800	242,368	224,677	-7.3%	3,194,251	3,234,250	101.3%
Charges for Services	1,026,352	61,637	60,545	-1.8%	913,446	907,437	99.3%
Other Revenues	1,380,725	111,484	153,027	37.3%	1,270,909	2,200,985	173.2%
Transfers In	1,388,550	-	(225,000)	-100.0%	1,388,550	1,163,550	83.8%
<b>Total</b>	<b>\$ 54,952,851</b>	<b>\$ 3,230,223</b>	<b>\$ 3,282,182</b>	<b>1.6%</b>	<b>\$ 51,493,695</b>	<b>\$ 55,373,470</b>	<b>107.5%</b>

Expenditure Type	Total Annual Budget	Current Month Budget	Current Month Actual	% Variance	Year-to-Date Budget	Year-to-Date Actual	YTD Actual vs. Budget
Personnel Services	\$ 36,786,804	\$ 2,335,962	\$ 2,139,880	-8.4%	\$ 34,407,917	\$ 33,606,554	97.7%
Materials and Supplies	1,573,985	165,013	189,556	14.9%	1,431,077	1,369,159	95.7%
Contractual Services	11,306,186	748,842	731,843	-2.3%	9,581,654	8,762,255	91.4%
Other Operating	1,927,189	12,285	9,669	-21.3%	1,908,158	1,909,150	100.1%
Departmental Allocations	(5,877,193)	(489,767)	(489,767)	0.0%	(5,387,437)	(5,387,437)	100.0%
Capital	312,730	25,958	41,226	58.8%	285,538	161,146	56.4%
Transfers Out	8,625,218	16,667	3,836,111	22916.2%	8,608,555	12,466,977	144.8%
<b>Total</b>	<b>\$ 54,654,919</b>	<b>\$ 2,814,960</b>	<b>\$ 6,458,518</b>	<b>129.4%</b>	<b>\$ 50,835,462</b>	<b>\$ 52,887,804</b>	<b>104.0%</b>

Revenues Over/(Under) Expenditures	\$ 297,932	\$ 415,263	\$ (3,176,336)		\$ 658,233	\$ 2,485,666	
------------------------------------	------------	------------	----------------	--	------------	--------------	--



**City of St. Charles**  
**Monthly Financial Report / Summary**  
**Other Funds Summary**

	Current Annual Budget	Current Month			Year-to-Date		
		Budget	Actual	% Variance	Budget	Actual	% Variance
<b>ENTERPRISE FUNDS</b>							
<b>Electric Fund</b>							
<b>Revenues</b>							
User Charges	\$ 60,615,369	\$ 4,874,906	\$ 4,870,654	-0.1%	\$ 56,174,219	\$ 55,986,019	-0.3%
Connection Fees	50,000	740	15,605	2008.8%	49,096	59,365	20.9%
Reimbursement for Projects	7,361,250	1,018,403	555,945	-45.4%	6,002,433	1,668,763	-72.2%
Investment Income	288,000	24,439	99,856	308.6%	263,135	676,922	157.3%
Other Revenues	722,898	23,879	(37,751)	-258.1%	705,501	797,701	13.1%
Transfers In	350,351	16,667	31,802	90.8%	333,684	387,759	16.2%
<b>Total Revenues</b>	<b>\$ 69,387,868</b>	<b>5,959,034</b>	<b>5,536,111</b>		<b>63,528,068</b>	<b>59,576,529</b>	
<b>Expenditures</b>							
Personnel Services	\$ 4,212,967	323,011	289,653	-10.3%	3,888,090	\$ 3,276,148	-15.7%
Commodities	252,300	16,569	20,790	25.5%	228,887	188,836	-17.5%
Contractual Services	44,926,911	3,408,818	2,885,570	-15.3%	41,118,581	37,870,141	-7.9%
Other Operating	5,523,499	421,181	380,517	-9.7%	5,123,791	5,062,013	-1.2%
Capital	11,363,906	1,556,906	151,894	-90.2%	9,503,906	2,234,346	-76.5%
Debt Service	1,524,518	-	(132,274)	-100.0%	1,524,518	1,392,236	-8.7%
Department Allocations	2,110,929	175,911	175,911	0.0%	1,935,021	1,935,021	0.0%
<b>Total Expenditures</b>	<b>\$ 69,915,030</b>	<b>5,902,396</b>	<b>3,772,061</b>		<b>63,322,794</b>	<b>51,958,741</b>	
<b>Excess (Deficiency)</b>	<b>\$ (527,162)</b>	<b>\$ 56,638</b>	<b>\$ 1,764,050</b>		<b>\$ 205,274</b>	<b>\$ 7,617,788</b>	
<b>Water Fund</b>							
<b>Revenues</b>							
User Charges	\$ 8,925,392	\$ 622,979	\$ 625,845	0.5%	\$ 8,256,746	\$ 8,006,091	-3.0%
Connection Fees	150,000	12,495	56,760	354.3%	137,445	315,985	129.9%
IEPA Loans	5,032,300	1,106,460	-	-100.0%	3,519,380	1,129,583	-67.9%
Other Revenues	317,626	16,457	41,111	149.8%	306,148	438,666	43.3%
Transfers In	58,831	-	-	0.0%	58,831	58,831	0.0%
<b>Total Revenues</b>	<b>\$ 14,484,149</b>	<b>1,758,391</b>	<b>723,716</b>		<b>12,278,550</b>	<b>9,949,156</b>	
<b>Expenditures</b>							
Personnel Services	\$ 1,640,482	131,502	139,596	6.2%	1,514,200	\$ 1,574,246	4.0%
Commodities	777,973	51,076	85,262	66.9%	675,851	644,751	-4.6%
Contractual Services	2,171,941	347,277	295,455	-14.9%	1,803,393	1,566,802	-13.1%
Other Operating	194,118	7,631	11,900	55.9%	184,262	181,275	-1.6%
Capital	9,673,991	2,073,800	77,094	-96.3%	6,765,250	2,710,719	-59.9%
Debt Service	1,883,588	123,543	88,257	-28.6%	1,883,588	1,855,989	-1.5%
Department Allocations	1,587,327	132,277	132,278	0.0%	1,455,050	1,455,058	0.0%
<b>Total Expenditures</b>	<b>\$ 17,929,420</b>	<b>2,867,106</b>	<b>829,842</b>		<b>14,281,594</b>	<b>9,988,840</b>	
<b>Excess (Deficiency)</b>	<b>\$ (3,445,271)</b>	<b>\$ (1,108,715)</b>	<b>\$ (106,126)</b>		<b>\$ (2,003,044)</b>	<b>\$ (39,684)</b>	
<b>Wastewater Fund</b>							
<b>Revenues</b>							
User Charges	\$ 12,122,154	\$ 977,363	\$ 927,735	-5.1%	\$ 11,096,288	\$ 10,797,139	-2.7%
Connection Fees	200,000	16,660	64,720	288.5%	183,260	430,580	135.0%
ARPA Funding	4,470,798	-	-	0.0%	4,470,798	3,595,666	-19.6%
IEPA Loans	15,316,705	1,929,176	1,053,015	-45.4%	11,558,949	9,563,258	-17.3%
Other Revenues	321,504	8,360	50,559	504.8%	307,937	632,212	105.3%
Transfers In	201,289	-	-	0.0%	201,289	91,515	-54.5%
<b>Total Revenues</b>	<b>\$ 32,632,450</b>	<b>2,931,559</b>	<b>2,096,029</b>		<b>27,818,521</b>	<b>25,110,370</b>	
<b>Expenditures</b>							
Personnel Services	\$ 2,211,463	171,330	140,570	-18.0%	2,040,063	\$ 1,729,106	-15.2%
Commodities	586,434	24,491	67,699	176.4%	464,168	526,735	13.5%
Contractual Services	2,820,831	132,292	104,434	-21.1%	2,505,467	1,761,102	-29.7%
Other Operating	245,452	1,667	1,396	-16.3%	241,825	300,515	24.3%
Capital	25,550,820	4,000,000	(1,131,308)	-128.3%	20,000,000	13,613,886	-31.9%
Debt Service	3,947,277	-	(65,133)	-100.0%	3,506,105	3,270,863	-6.7%
Department Allocations	1,637,541	135,915	136,462	0.4%	1,498,894	1,501,082	0.1%

**City of St. Charles**  
**Monthly Financial Report / Summary**  
**Other Funds Summary**

	Current Annual Budget	Current Month			Year-to-Date		
		Budget	Actual	% Variance	Budget	Actual	% Variance
<b>Total Expenditures</b>	<b>\$ 36,999,818</b>	<b>4,465,695</b>	<b>(745,880)</b>		<b>30,256,522</b>	<b>22,703,289</b>	
<b>Excess (Deficiency)</b>	<b>\$ (4,367,368)</b>	<b>\$ (1,534,136)</b>	<b>\$ 2,841,909</b>		<b>\$ (2,438,001)</b>	<b>\$ 2,407,081</b>	
<b>Refuse Fund</b>							
<b>Revenues</b>							
User Charges	\$ 527,500	\$ 44,035	\$ 43,846	-0.4%	\$ 483,453	\$ 485,273	0.4%
Other Revenues	17,550	889	1,472	65.6%	17,158	20,312	18.4%
Transfers In	105,000	-	-	0.0%	105,000	105,000	0.0%
<b>Total Revenues</b>	<b>\$ 650,050</b>	<b>44,924</b>	<b>45,318</b>		<b>605,611</b>	<b>\$ 610,585</b>	
<b>Expenditures</b>							
Commodities	\$ 4,000	-	-	0.0%	4,000	\$ 4,138	3.5%
Contractual Services	667,600	47,877	2,171	-95.5%	567,664	502,566	-11.5%
Allocated Costs	118,117	9,804	9,843	0.4%	107,844	108,273	0.4%
<b>Total Expenditures</b>	<b>\$ 789,717</b>	<b>57,681</b>	<b>12,014</b>		<b>679,508</b>	<b>\$ 614,977</b>	
<b>Excess (Deficiency)</b>	<b>\$ (139,667)</b>	<b>\$ (12,757)</b>	<b>\$ 33,304</b>		<b>\$ (73,897)</b>	<b>\$ (4,392)</b>	
<b>TAX INCREMENT FINANCING DISTRICT FUNDS</b>							
<b>TIF 2 - Foundry Business Park Fund</b>							
Revenues	\$ -	\$ -	\$ -	0.0%	\$ -	\$ 1,822	100.0%
Expenditures	894,135	-	-	0.0%	894,135	1,252,252	40.1%
<b>Excess (Deficiency)</b>	<b>\$ (894,135)</b>	<b>\$ -</b>	<b>\$ -</b>		<b>\$ (894,135)</b>	<b>\$ (1,250,430)</b>	
<b>TIF 3 - St. Charles Mall Fund</b>							
Revenues	\$ 591,500	\$ -	\$ 2	0.0%	\$ 591,450	\$ 933,618	57.9%
Expenditures	219,863	-	-	0.0%	219,863	219,864	0.0%
<b>Excess (Deficiency)</b>	<b>\$ 371,637</b>	<b>\$ -</b>	<b>\$ 2</b>		<b>\$ 371,587</b>	<b>\$ 713,754</b>	
<b>TIF 4 - Fist St. Development Fund</b>							
Revenues	\$ 477,325	\$ 100	\$ 95	-5.0%	\$ 477,125	\$ 462,267	-3.1%
Expenditures	477,325	-	-	0.0%	477,325	475,981	-0.3%
<b>Excess (Deficiency)</b>	<b>\$ -</b>	<b>\$ 100</b>	<b>\$ 95</b>		<b>\$ (200)</b>	<b>\$ (13,714)</b>	
<b>TIF 5 - St. Charles Manufacturing Fund</b>							
Revenues	\$ 210,850	\$ -	\$ -	0.0%	\$ 210,825	\$ 210,720	0.0%
Expenditures	211,313	-	-	0.0%	211,313	210,706	-0.3%
<b>Excess (Deficiency)</b>	<b>\$ (463)</b>	<b>\$ -</b>	<b>\$ -</b>		<b>\$ (488)</b>	<b>\$ 14</b>	
<b>TIF 6 - Lexington Club Fund</b>							
Revenues	\$ 18,080	\$ -	\$ -	0.0%	\$ 18,080	\$ 20,201	11.7%
Expenditures	111,329	86,329	112,951	30.8%	111,329	113,458	1.9%
<b>Excess (Deficiency)</b>	<b>\$ (93,249)</b>	<b>\$ (86,329)</b>	<b>\$ (112,951)</b>		<b>\$ (93,249)</b>	<b>\$ (93,257)</b>	
<b>TIF 7 - Downtown Fund</b>							
Revenues	\$ 980,400	\$ 40	\$ 394	885.0%	\$ 980,360	\$ 1,091,752	11.4%
Expenditures	818,349	-	-	0.0%	518,349	518,294	0.0%
<b>Excess (Deficiency)</b>	<b>\$ 162,051</b>	<b>\$ 40</b>	<b>\$ 394</b>		<b>\$ 462,011</b>	<b>\$ 573,458</b>	
<b>MOTOR FUEL TAX FUND</b>							
<b>Motor Fuel Tax Fund</b>							
Revenues	\$ 1,744,176	\$ 98,528	\$ 116,079	17.8%	\$ 1,630,378	\$ 1,682,777	3.2%
Expenditures	2,350,000	-	125,373	100.0%	2,350,000	1,938,552	-17.5%
<b>Excess (Deficiency)</b>	<b>\$ (605,824)</b>	<b>\$ 98,528</b>	<b>\$ (9,294)</b>		<b>\$ (719,622)</b>	<b>\$ (255,775)</b>	

**City of St. Charles**  
**Monthly Financial Report / Summary**  
**Other Funds Summary**

	Current Annual Budget	Current Month			Year-to-Date		
		Budget	Actual	% Variance	Budget	Actual	% Variance
<b>CAPITAL PROJECT FUNDS</b>							
<b>Capital Projects Fund</b>							
Revenues	\$ 2,405,037	\$ 12,311	\$ 52,187	323.9%	\$ 2,310,464	\$ 2,685,665	16.2%
Expenditures	4,556,537	-	38,745	100.0%	1,834,700	2,405,233	31.1%
<b>Excess (Deficiency)</b>	<b>\$ (2,151,500)</b>	<b>\$ 12,311</b>	<b>\$ 13,442</b>		<b>\$ 475,764</b>	<b>\$ 280,432</b>	
<b>Central Downtown (TIF 7) Capital Project Fund</b>							
Revenues	\$ 300,000	\$ -	\$ 2,230	100.0%	\$ -	\$ 14,744	100.0%
Expenditures	149,659	-	-	0.0%	5,448	-	-100.0%
<b>Excess (Deficiency)</b>	<b>\$ 150,341</b>	<b>\$ -</b>	<b>\$ 2,230</b>		<b>\$ (5,448)</b>	<b>\$ 14,744</b>	
<b>Central Downtown (TIF 7) 1st Street Plaza</b>							
Revenues	\$ -	\$ -	\$ 3,804,284	100.0%	\$ -	\$ 3,806,491	100.0%
Expenditures	-	-	-	0.0%	-	105,445	100.0%
<b>Excess (Deficiency)</b>	<b>\$ -</b>	<b>\$ -</b>	<b>\$ 3,804,284</b>		<b>\$ -</b>	<b>\$ 3,701,046</b>	
<b>REPLACEMENT FUND</b>							
<b>Equipment Replacement</b>							
Revenues	\$ 406,747	\$ 1,100	\$ 2,373	115.7%	\$ 405,664	\$ 419,764	3.5%
Expenditures	100,000	-	-	0.0%	100,000	141,291	41.3%
<b>Excess (Deficiency)</b>	<b>\$ 306,747</b>	<b>\$ 1,100</b>	<b>\$ 2,373</b>		<b>\$ 305,664</b>	<b>\$ 278,473</b>	
<b>DEBT SERVICE FUNDS</b>							
<b>Debt Service</b>							
<b>Revenues</b>							
Sales & Use Tax	\$ 1,100,000	\$ 93,350	\$ 185,972	99.2%	\$ 1,008,760	\$ 678,798	-32.7%
Other Revenues	5,000	426	3,544	731.9%	4,072	42,246	937.5%
Transfers In	7,931,863	-	-	0.0%	7,931,863	7,931,860	0.0%
<b>Total Revenues</b>	<b>\$ 9,036,863</b>	<b>93,776</b>	<b>189,516</b>		<b>8,944,695</b>	<b>8,652,904</b>	
<b>Expenditures</b>							
Debt Service	\$ 8,893,463	-	-	0.0%	8,893,463	\$ 8,893,456	0.0%
Contractual Services	4,300	149	-	-100.0%	4,139	2,500	-39.6%
<b>Total Expenditures</b>	<b>\$ 8,897,763</b>	<b>149</b>	<b>-</b>		<b>8,897,602</b>	<b>8,895,956</b>	
<b>Excess (Deficiency)</b>	<b>\$ 139,100</b>	<b>\$ 93,627</b>	<b>\$ 189,516</b>		<b>\$ 47,093</b>	<b>\$ (243,052)</b>	
<b>INTERNAL SERVICE FUNDS</b>							
<b>Inventory</b>							
Revenues	\$ 3,993,014	\$ 285,167	\$ 243,954	-14.5%	\$ 3,621,491	\$ 2,699,366	-25.5%
Expenditures	3,913,619	285,948	239,078	-16.4%	3,529,762	2,662,305	-24.6%
<b>Excess (Deficiency)</b>	<b>\$ 79,395</b>	<b>\$ (781)</b>	<b>\$ 4,876</b>		<b>\$ 91,729</b>	<b>\$ 37,061</b>	
<b>Fleet Services</b>							
Revenues	\$ 3,097,455	\$ 103,890	\$ 62,778	-39.6%	\$ 2,952,891	\$ 3,111,471	5.4%
Expenditures	1,819,640	109,604	278,373	154.0%	1,128,886	3,186,584	182.3%
<b>Excess (Deficiency)</b>	<b>\$ 1,277,815</b>	<b>\$ (5,714)</b>	<b>\$ (215,595)</b>		<b>\$ 1,824,005</b>	<b>\$ (75,113)</b>	
<b>Health Insurance</b>							
Revenues	\$ 5,295,085	\$ 436,032	\$ 448,654	2.9%	\$ 4,861,579	\$ 4,909,785	1.0%
Expenditures	6,780,282	430,170	439,943	2.3%	6,325,182	6,550,419	3.6%

**City of St. Charles**  
**Monthly Financial Report / Summary**  
**Other Funds Summary**

	Current Annual Budget	Current Month			Year-to-Date		
		Budget	Actual	% Variance	Budget	Actual	% Variance
<b>Excess (Deficiency)</b>	<b>\$ (1,485,197)</b>	<b>\$ 5,862</b>	<b>\$ 8,711</b>		<b>\$ (1,463,603)</b>	<b>\$ (1,640,634)</b>	

<b>Workers Compensation &amp; Liability</b>							
Revenues	\$ 1,005,000	\$ 7,832	\$ 18,459	135.7%	\$ 996,877	\$ 1,086,264	9.0%
Expenditures	1,154,837	52,990	44,522	-16.0%	1,063,557	966,140	-9.2%
<b>Excess (Deficiency)</b>	<b>\$ (149,837)</b>	<b>\$ (45,158)</b>	<b>\$ (26,063)</b>		<b>\$ (66,680)</b>	<b>\$ 120,124</b>	

<b>Communications</b>							
Revenues	\$ 837,142	\$ 2,692	\$ 4,674	73.6%	\$ 143,094	\$ 141,773	-0.9%
Expenditures	923,038	39,057	(44,965)	-215.1%	417,024	237,133	-43.1%
<b>Excess (Deficiency)</b>	<b>\$ (85,896)</b>	<b>\$ (36,365)</b>	<b>\$ 49,639</b>		<b>\$ (273,930)</b>	<b>\$ (95,360)</b>	

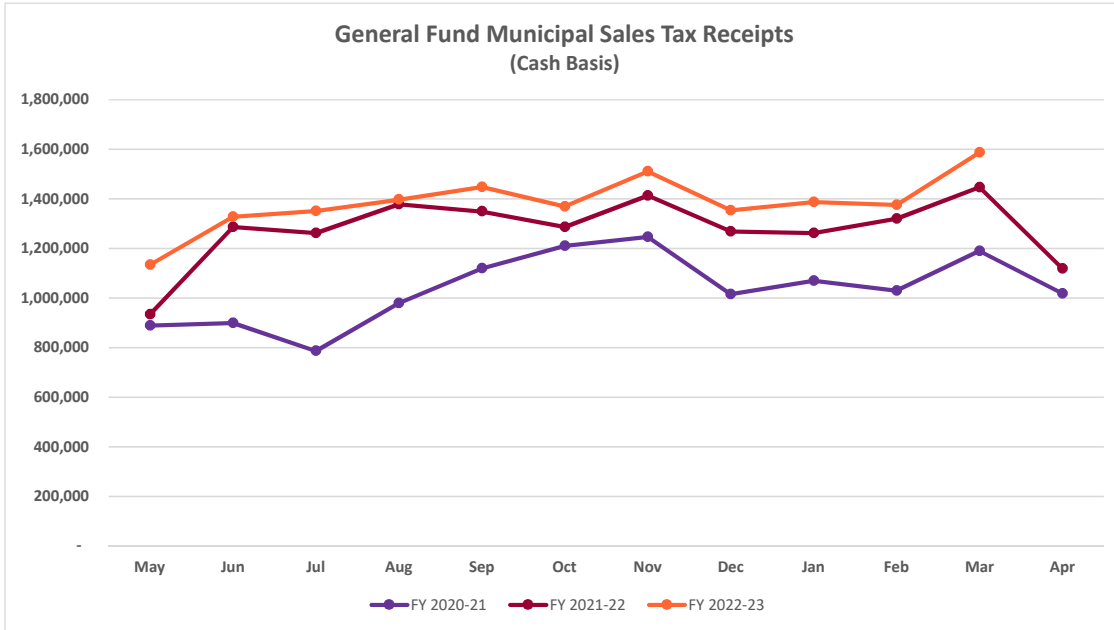
**City of St. Charles**  
**Monthly Financial Report / General Fund Revenue**  
**Municipal 1% Sales Tax Revenue**

FY 2022-23 Budget:

\$ 16,215,000

Percentage of General Fund Revenues:

29.5%



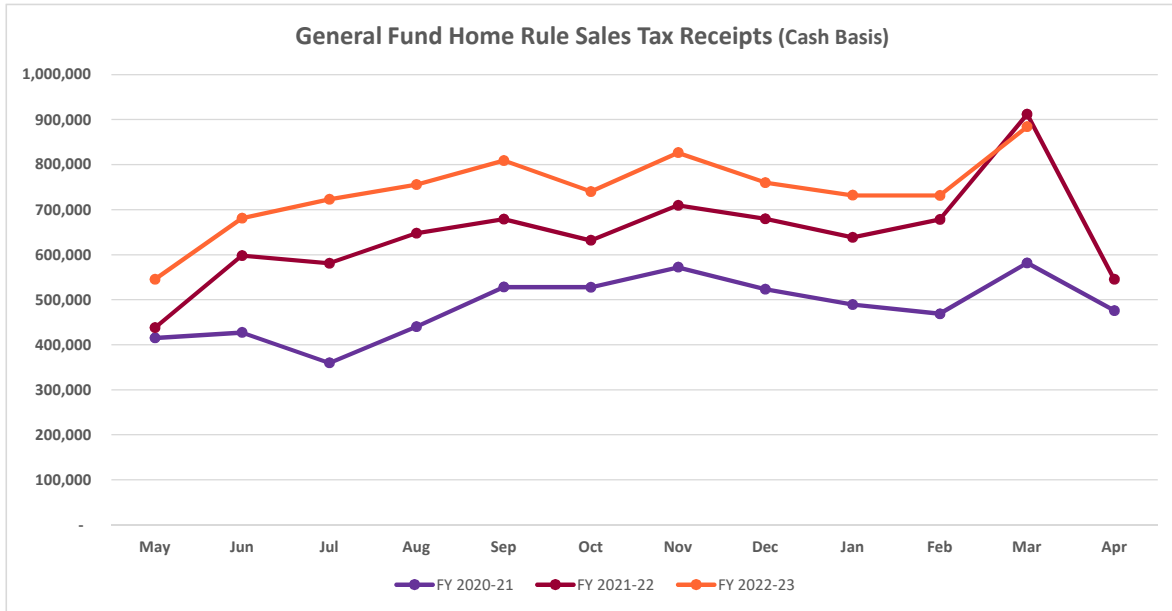
<u>Liability</u>	<u>Disbursement</u>	<u>Actual</u> FY 2020-21	<u>Actual</u> FY 2021-22	<u>Percent</u> <u>Change</u>	<u>Actual</u> FY 2022-23	<u>Percent</u> <u>Change</u>	<u>Budget</u> FY 2022-23	<u>Budget</u> <u>Variance</u>	<u>Percent</u> <u>Variance</u>
February	May	889,227	934,336	5.1%	1,133,874	21.4%	1,133,406	468	0.0%
March	June	899,522	1,287,014	43.1%	1,327,445	3.1%	1,402,598	(75,153)	-5.4%
April	July	786,119	1,262,466	60.6%	1,351,542	7.1%	1,437,738	(86,196)	-6.0%
May	August	978,935	1,378,540	40.8%	1,396,924	1.3%	1,469,079	(72,155)	-4.9%
June	September	1,119,384	1,349,223	20.5%	1,447,582	7.3%	1,418,280	29,302	2.1%
July	October	1,209,937	1,286,485	6.3%	1,369,152	6.4%	1,311,794	57,358	4.4%
August	November	1,246,674	1,413,533	13.4%	1,510,600	6.9%	1,270,168	240,432	18.9%
September	December	1,015,096	1,268,068	24.9%	1,354,112	6.8%	1,504,752	(150,640)	-10.0%
October	January	1,069,092	1,262,049	18.0%	1,386,959	9.9%	1,178,831	208,128	17.7%
November	February	1,029,921	1,319,971	28.2%	1,375,770	4.2%	1,310,728	65,042	5.0%
December	March	1,189,767	1,446,954	21.6%	1,587,911	9.7%	1,402,598	185,313	13.2%
January	April	1,017,975	1,118,215	9.8%	-	-	-	-	-
	<b>Total</b>	<b>12,451,649</b>	<b>15,326,854</b>		<b>15,241,871</b>		<b>14,839,972</b>		

**Note** - The amounts above include the sales tax revenue pledged to pay the principal and interest due on the Series 2016 Senior Lien Limited Sales Tax Revenue Refunding Bonds.

**City of St. Charles**  
**Monthly Financial Report / General Fund Revenue**  
**Home Rule 1% Sales Tax Revenue**

FY 2022-23 Budget: \$ 8,240,000

Percentage of General Fund Revenues: 15.0%



<u>Liability</u>	<u>Disbursement</u>	<u>Actual</u> FY 2020-21	<u>Actual</u> FY 2021-22	<u>Percent</u> <u>Change</u>	<u>Actual</u> FY 2022-23	<u>Percent</u> <u>Change</u>	<u>Budget</u> FY 2022-23	<u>Budget</u> <u>Variance</u>	<u>Percent</u> <u>Variance</u>
February	May	415,215	437,810	5.4%	545,244	24.5%	565,792	(20,548)	-3.6%
March	June	427,125	597,956	40.0%	681,414	14.0%	697,928	(16,514)	-2.4%
April	July	359,595	580,918	61.5%	722,991	24.5%	699,312	23,679	3.4%
May	August	440,502	647,838	47.1%	755,994	16.7%	729,240	26,754	3.7%
June	September	528,111	679,307	28.6%	809,045	19.1%	698,752	110,293	15.8%
July	October	528,000	631,922	19.7%	740,120	17.1%	706,728	33,392	4.7%
August	November	572,221	709,819	24.0%	826,723	16.5%	697,104	129,619	18.6%
September	December	523,308	680,055	30.0%	760,256	11.8%	938,536	(178,280)	-19.0%
October	January	489,406	638,791	30.5%	732,102	14.6%	611,408	120,694	19.7%
November	February	468,586	678,451	44.8%	731,621	7.8%	562,792	168,829	30.0%
December	March	581,808	912,078	56.8%	884,170	-3.1%	675,680	208,490	30.9%
January	April	475,762	545,228	14.6%					
	<b>Total</b>	<b>5,809,639</b>	<b>7,740,173</b>		<b>8,189,680</b>		<b>7,583,272</b>		

**Notes:**

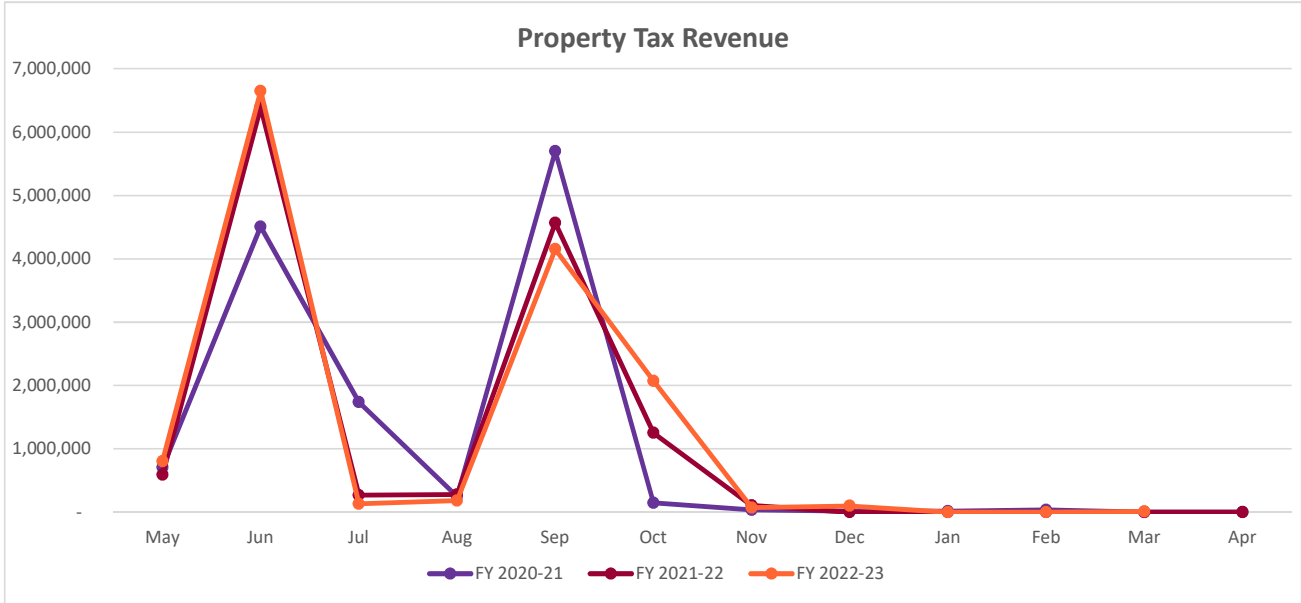
The 1% home rule sales tax revenue is not applicable to sales of food prepared for immediate consumption, drugs and titled vehicles.

The amounts above include the sales tax revenue pledged to pay the principal and interest due on the Series 2016 Senior Lien Limited Sales Tax Revenue Refunding Bonds.

# City of St. Charles Monthly Financial Report / General Fund Revenue Property Taxes

FY 2022-23 Budget: \$ 14,141,424

Percentage of General Fund Revenues: 25.7%



<u>Disbursement</u>	<u>Actual FY 2020-21</u>	<u>Actual FY 2021-22</u>	<u>Percent Change</u>	<u>Actual FY 2022-23</u>	<u>Percent Change</u>	<u>Budget FY 2022-23</u>	<u>Budget Variance</u>	<u>Percent Variance</u>
May	707,228	589,459	-16.7%	805,400	36.6%	837,654	(32,254)	-3.9%
June	4,501,996	6,390,064	41.9%	6,646,309	4.0%	6,595,931	50,378	0.8%
July	1,736,523	266,973	-84.6%	132,928	-50.2%	168,319	(35,391)	-21.0%
August	246,477	278,408	13.0%	183,783	-34.0%	261,097	(77,314)	-29.6%
September	5,696,582	4,564,047	-19.9%	4,148,327	-9.1%	4,135,015	13,312	0.3%
October	147,408	1,250,673	748.4%	2,072,622	65.7%	2,105,044	(32,422)	-1.5%
November	36,072	108,492	200.8%	72,733	-33.0%	38,364	34,369	89.6%
December	18,460	-	-100.0%	99,240	100.0%	-	99,240	100.0%
January	15,148	-	-100.0%	-	0.0%	-	-	0.0%
February	34,019	-	-100.0%	-	0.0%	-	-	0.0%
March	-	-	-	11,794	100.0%	-	11,794	100.0%
April	-	-	-	-	-	-	-	-
	<b>13,139,913</b>	<b>13,448,116</b>		<b>14,173,136</b>		<b>14,141,424</b>	<b>31,712</b>	



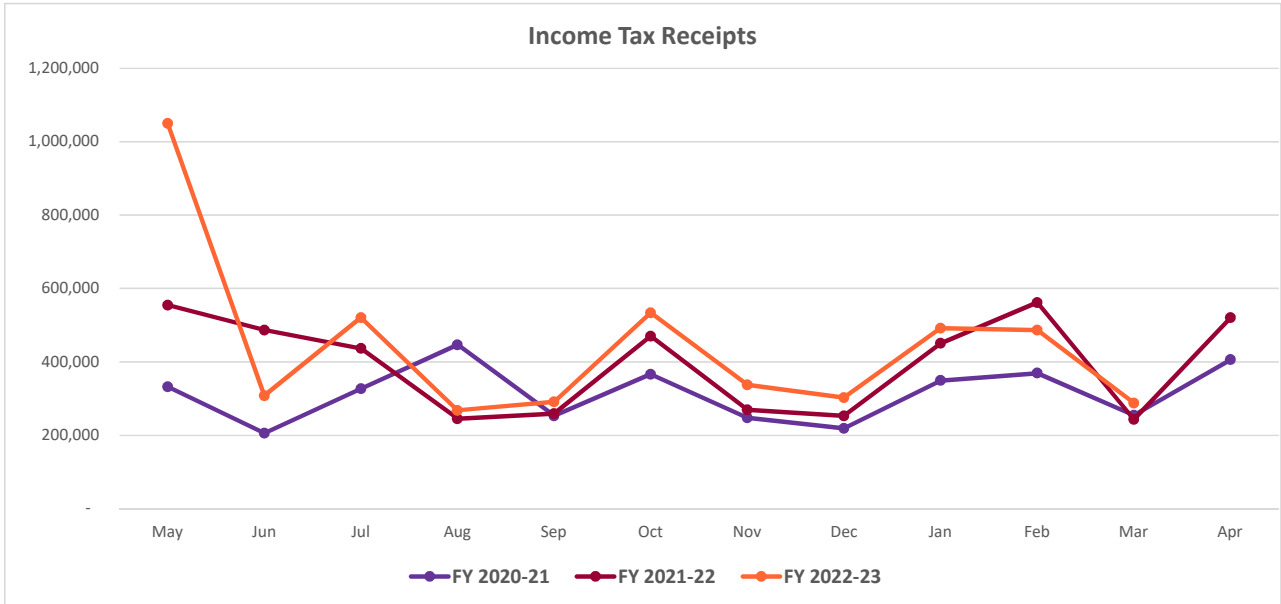
**City of St. Charles**  
**Monthly Financial Report / General Fund Revenue**  
**State Shared Income Tax Revenue**

FY 2022-23 Budget:

\$ 4,300,000

Percentage of General Fund Revenues:

7.8%

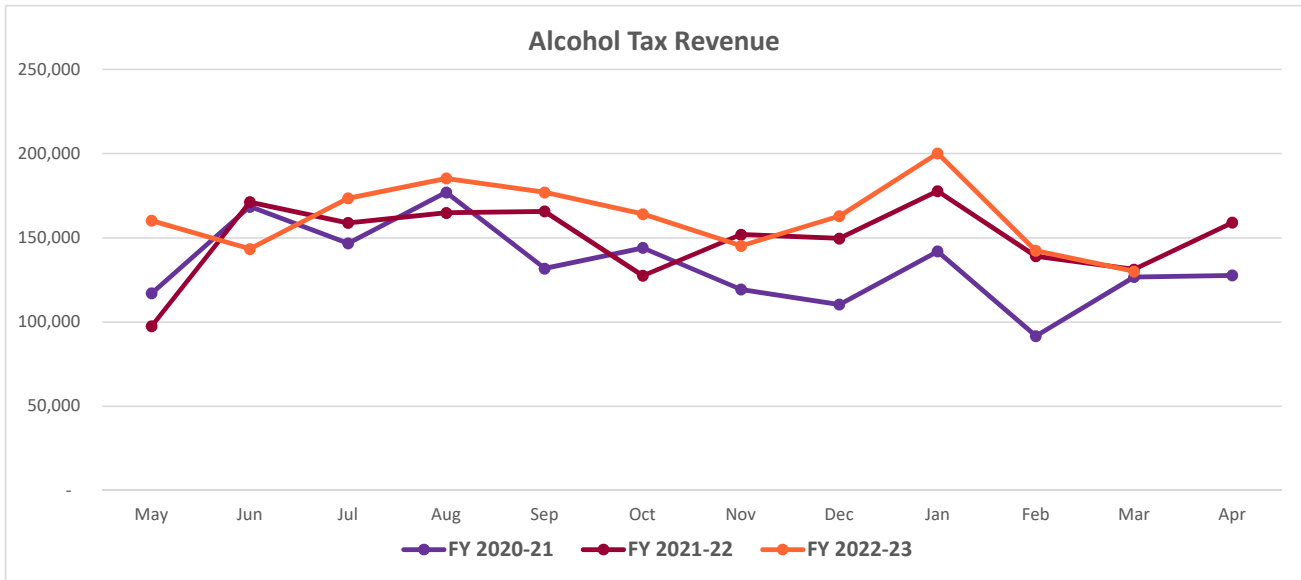


<u>Disbursement</u>	<u>Actual</u> <u>FY 2020-21</u>	<u>Actual</u> <u>FY 2021-22</u>	<u>Percent</u> <u>Change</u>	<u>Actual</u> <u>FY 2022-23</u>	<u>Percent</u> <u>Change</u>	<u>Budget</u> <u>FY 2022-23</u>	<u>Budget</u> <u>Variance</u>	<u>Percent</u> <u>Variance</u>
May	332,445	554,856	66.9%	1,050,063	89.2%	578,564	471,499	81.5%
June	205,920	486,830	136.4%	308,462	-36.6%	308,174	288	0.1%
July	326,993	436,730	33.6%	520,737	19.2%	371,971	148,766	40.0%
August	447,069	245,231	-45.1%	268,209	9.4%	234,245	33,964	14.5%
September	253,315	258,977	2.2%	291,471	12.5%	538,159	(246,688)	-45.8%
October	366,823	470,622	28.3%	533,624	13.4%	317,280	216,344	68.2%
November	247,865	269,787	8.8%	337,909	25.3%	231,959	105,950	45.7%
December	219,444	253,159	15.4%	303,185	19.8%	249,629	53,556	21.5%
January	349,618	450,736	28.9%	492,345	9.2%	397,709	94,636	23.8%
February	369,626	562,026	52.1%	486,811	-13.4%	320,468	166,343	51.9%
March	254,744	243,606	-4.4%	288,320	18.4%	289,785	(1,465)	-0.5%
April	406,187	520,430	28.1%	-	-	-	-	-
	<b>3,780,049</b>	<b>4,752,990</b>		<b>4,881,136</b>		<b>3,837,943</b>	<b>1,043,193</b>	

**City of St. Charles**  
**Monthly Financial Report / General Fund Revenue**  
**3% Local Alcohol Tax**

FY 2022-23 Budget: \$ 1,800,000

Percentage of General Fund Revenues: 3.3%

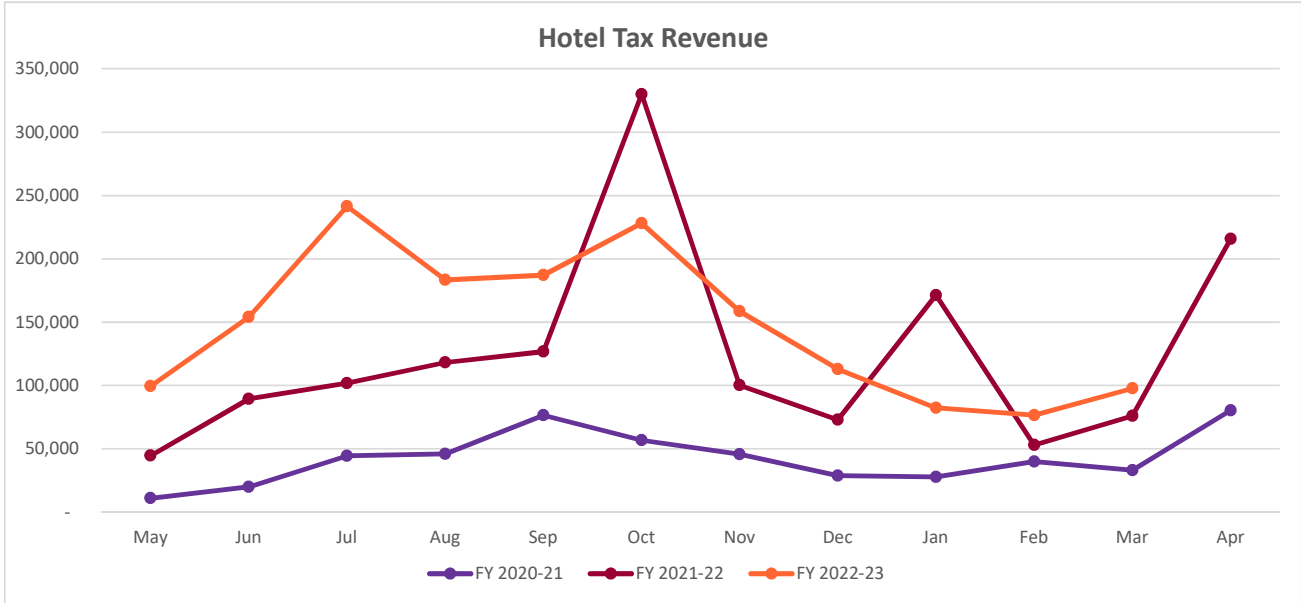


Liability Period	Actual	Actual	Percent Change	Actual	Percent	Budget	Budget	Percent Variance
	FY 2020-21	FY 2021-22		FY 2022-23	Change	FY 2022-23	Variance	
May	117,092	97,476	-16.8%	160,178	64.3%	151,459	8,719	5.8%
June	168,498	171,217	1.6%	143,384	-16.3%	169,173	(25,789)	-15.2%
July	146,758	158,935	8.3%	173,516	9.2%	164,766	8,750	5.3%
August	177,022	164,869	-6.9%	185,337	12.4%	198,743	(13,406)	-6.7%
September	131,845	165,718	25.7%	177,052	6.8%	148,022	29,030	19.6%
October	144,073	127,533	-11.5%	164,086	28.7%	161,751	2,335	1.4%
November	119,319	151,927	27.3%	145,258	-4.4%	133,959	11,299	8.4%
December	110,489	149,687	35.5%	162,908	8.8%	124,046	38,862	31.3%
January	141,963	177,763	25.2%	200,113	12.6%	159,382	40,731	25.6%
February	91,678	139,110	51.7%	142,345	2.3%	102,927	39,418	38.3%
March	126,783	131,264	3.5%	130,108	-0.9%	142,339	(12,231)	-8.6%
April	127,756	159,027	24.5%	-	-	-	-	-
	<b>1,603,276</b>	<b>1,794,526</b>		<b>1,784,285</b>		<b>1,656,567</b>	<b>127,718</b>	

# City of St. Charles Monthly Financial Report / General Fund Revenue 6% Local Hotel Tax

FY 2022-23 Budget: \$ 1,500,000

Percentage of General Fund Revenues: 2.7%

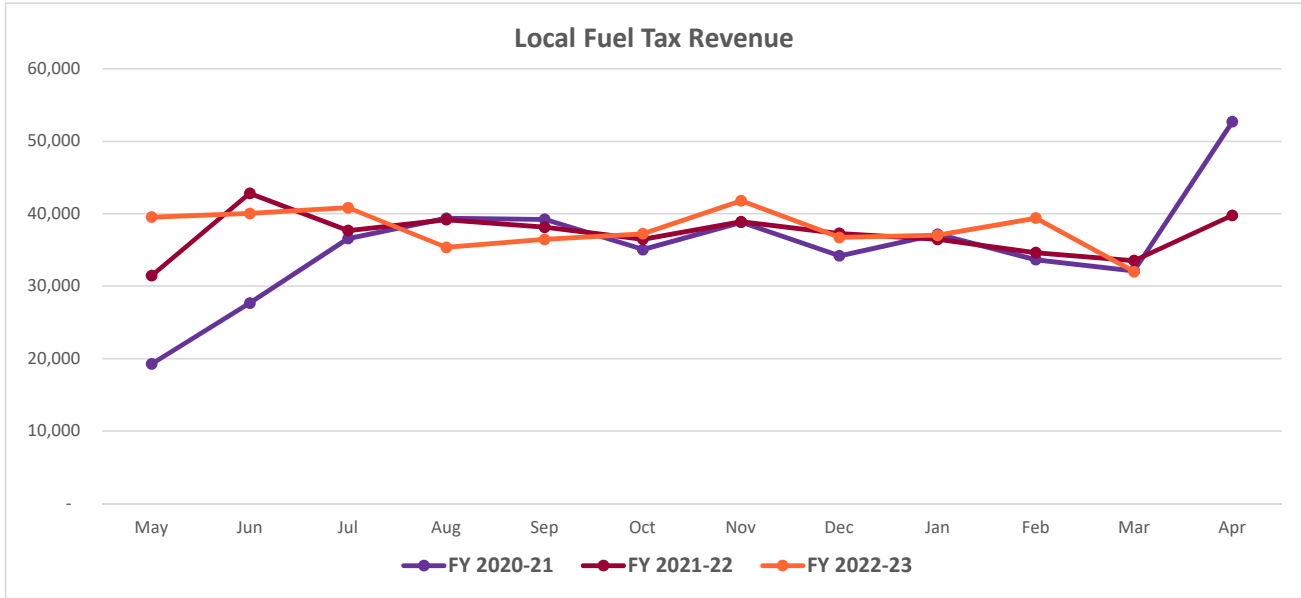


<u>Disbursement</u>	<u>Actual</u> <u>FY 2020-21</u>	<u>Actual</u> <u>FY 2021-22</u>	<u>Percent</u> <u>Change</u>	<u>Actual</u> <u>FY 2022-23</u>	<u>Percent</u> <u>Change</u>	<u>Budget</u> <u>FY 2022-23</u>	<u>Budget</u> <u>Variance</u>	<u>Percent</u> <u>Variance</u>
May	11,024	44,623	304.8%	99,596	123.2%	106,650	(7,054)	-6.6%
June	20,026	89,379	346.3%	154,015	72.3%	160,650	(6,635)	-4.1%
July	44,440	101,762	129.0%	241,433	137.3%	138,000	103,433	75.0%
August	45,853	118,152	157.7%	183,344	55.2%	133,200	50,144	37.6%
September	76,410	126,638	65.7%	187,037	47.7%	140,850	46,187	32.8%
October	56,784	329,771	480.7%	227,867	-30.9%	162,900	64,967	39.9%
November	45,677	100,173	119.3%	158,647	58.4%	122,250	36,397	29.8%
December	28,914	73,070	152.7%	112,933	54.6%	102,700	10,233	10.0%
January	27,725	171,290	517.8%	82,301	-52.0%	91,150	(8,849)	-9.7%
February	39,931	53,104	33.0%	76,543	44.1%	97,150	(20,607)	-21.2%
March	33,122	76,119	129.8%	97,736	28.4%	119,250	(21,514)	-18.0%
April	80,374	215,684	168.4%	-	-	-	-	-
	<b>510,280</b>	<b>1,499,765</b>		<b>1,621,452</b>		<b>1,374,750</b>	<b>246,702</b>	

**City of St. Charles**  
**Monthly Financial Report**  
**\$0.02 Local Fuel Tax Revenue**

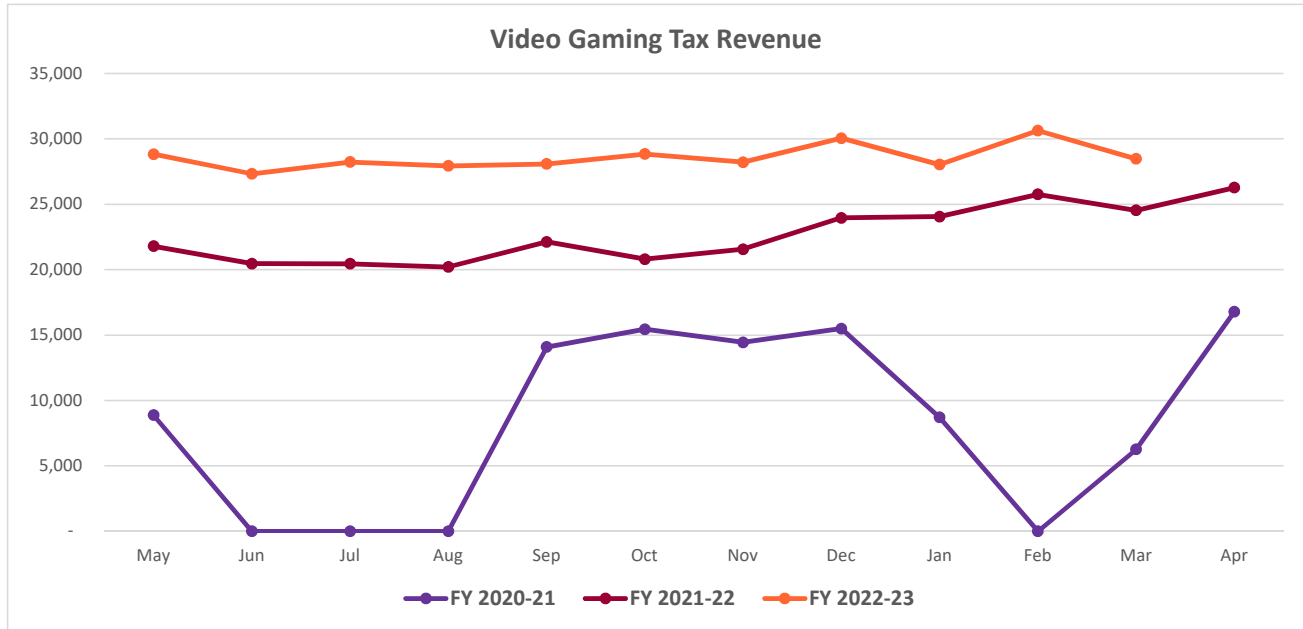
FY 2022-23 Budget: \$ 456,000

Percentage of General Fund Revenues: 0.8%



<u>Liability Period</u>	<u>Actual</u> FY 2020-21	<u>Actual</u> FY 2021-22	<u>Percent</u> <u>Change</u>	<u>Actual</u> FY 2022-23	<u>Percent</u> <u>Change</u>	<u>Budget</u> FY 2022-23	<u>Budget</u> <u>Variance</u>	<u>Percent</u> <u>Variance</u>
May	19,256	31,430	63.2%	39,516	25.7%	38,000	1,516	4.0%
June	27,660	42,812	54.8%	40,031	-6.5%	38,000	2,031	5.3%
July	36,577	37,662	3.0%	40,835	8.4%	38,000	2,835	7.5%
August	39,361	39,176	-0.5%	35,358	-9.7%	38,000	(2,642)	-7.0%
September	39,210	38,125	-2.8%	36,449	-4.4%	38,000	(1,551)	-4.1%
October	35,046	36,471	4.1%	37,223	2.1%	38,000	(777)	-2.0%
November	38,813	38,883	0.2%	41,784	7.5%	38,000	3,784	10.0%
December	34,193	37,270	9.0%	36,714	-1.5%	38,000	(1,286)	-3.4%
January	37,155	36,450	-1.9%	37,031	1.6%	38,000	(969)	-2.6%
February	33,660	34,627	2.9%	39,400	13.8%	38,000	1,400	3.7%
March	32,115	33,516	4.4%	31,992	-4.5%	38,000	(6,008)	-15.8%
April	52,711	39,776	-24.5%	-	-	-	-	-
	<b>425,757</b>	<b>446,198</b>		<b>416,333</b>		<b>418,000</b>	<b>(1,667)</b>	

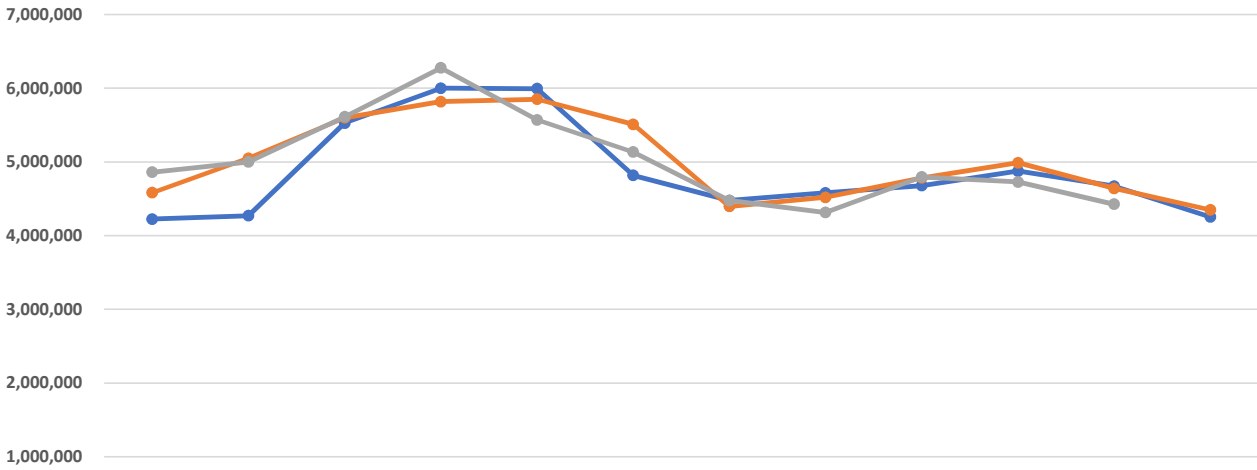
**City of St. Charles**  
**Monthly Financial Report**  
**Video Gaming Tax Revenue**



<u>Liability Period</u>	<u>Actual</u>			<u>Actual</u>		<u>Budget</u>		<u>Percent Variance</u>
	<u>FY 2020-21</u>	<u>FY 2021-22</u>	<u>Percent Change</u>	<u>FY 2022-23</u>	<u>Percent Change</u>	<u>FY 2022-23</u>	<u>Variance</u>	
May	8,878	21,804	145.6%	28,833	32.2%	20,830	8,003	38.4%
June	-	20,469	100.0%	27,327	33.5%	20,830	6,497	31.2%
July	-	20,450	100.0%	28,238	38.1%	20,830	7,408	35.6%
August	-	20,207	100.0%	27,944	38.3%	20,830	7,114	34.2%
September	14,098	22,126	56.9%	28,086	26.9%	20,830	7,256	34.8%
October	15,452	20,806	34.6%	28,840	38.6%	20,830	8,010	38.5%
November	14,448	21,568	49.3%	28,223	30.9%	20,830	7,393	35.5%
December	15,496	23,967	54.7%	30,054	25.4%	20,830	9,224	44.3%
January	8,713	24,060	176.1%	28,033	16.5%	20,830	7,203	34.6%
February	-	25,758	100.0%	30,640	19.0%	20,830	9,810	47.1%
March	6,269	24,540	291.4%	28,480	16.1%	20,830	7,650	36.7%
April	16,776	26,270	56.6%	-	-	-	-	-
	<b>100,130</b>	<b>272,025</b>		<b>314,698</b>		<b>229,130</b>	<b>85,568</b>	

**City of St. Charles**  
**Monthly Financial Report / Summary**  
**Electric User Charges and Consumption**

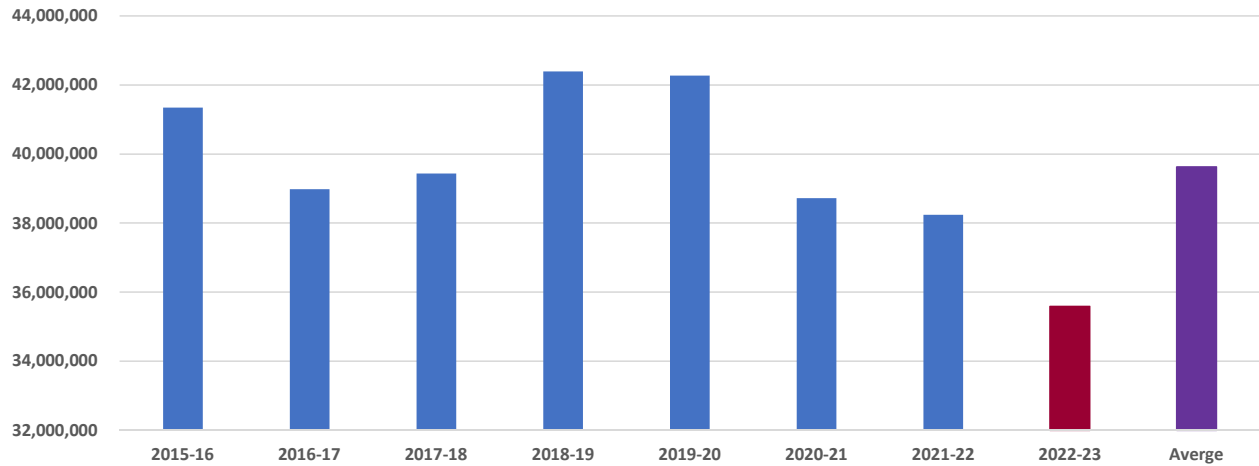
**Electric Fund User Chargers**



	May	June	July	Aug	Sept	Oct	Nov	Dec	Jan	Feb	March	April
FY 2020-21	4,225,018	4,270,853	5,527,039	6,001,038	5,993,516	4,817,733	4,477,001	4,580,325	4,678,279	4,876,618	4,672,655	4,254,283
FY 2021-22	4,583,824	5,049,645	5,599,999	5,818,046	5,850,912	5,510,051	4,396,041	4,520,840	4,782,972	4,988,260	4,640,599	4,351,173
FY 2022-23	4,860,838	5,000,082	5,612,241	6,276,914	5,572,005	5,134,322	4,476,845	4,314,032	4,796,241	4,729,664	4,427,759	

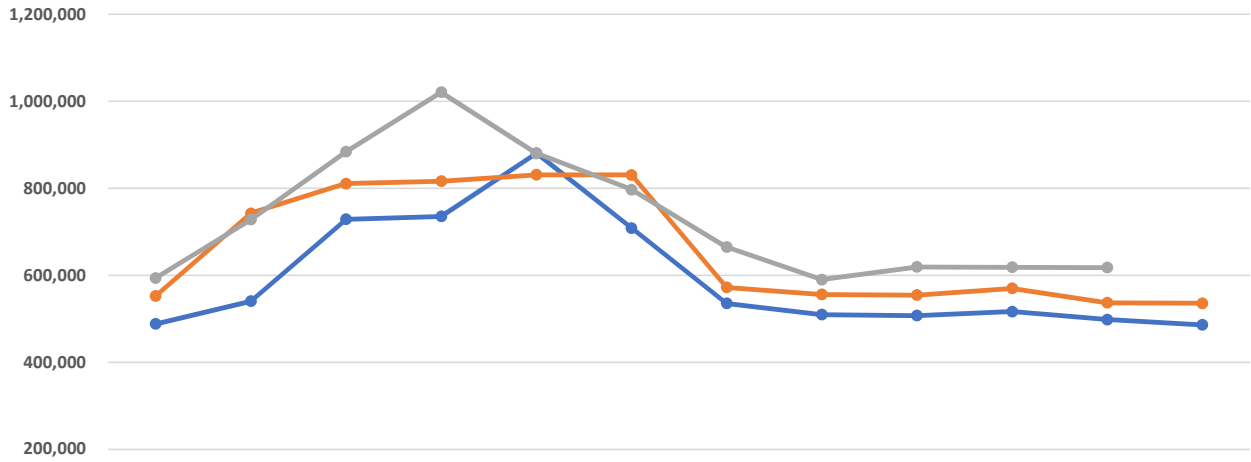
**Electric Consumption for Month of: March, 2023**

**Kilowatt Hours Consumption**



**City of St. Charles**  
**Monthly Financial Report / Summary**  
**Water Fund User Charges and Consumption**

**Water Fund User Chargers**

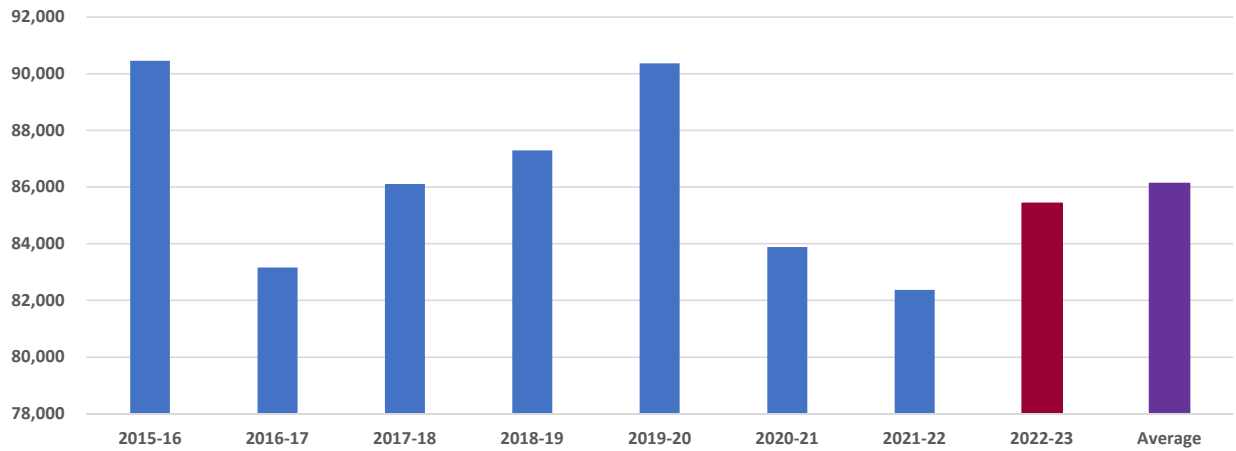


	May	June	July	Aug	Sept	Oct	Nov	Dec	Jan	Feb	March	April
FY 2020-21	488,323	540,469	729,036	735,694	880,614	708,577	535,279	509,887	507,361	516,771	498,384	486,167
FY 2021-22	552,710	742,556	810,890	816,601	831,091	830,836	572,332	556,269	554,776	569,908	536,874	535,764
FY 2022-23	594,062	728,268	883,972	1,020,700	879,874	796,916	664,876	590,151	619,501	618,401	617,643	

● FY 2020-21   
 ● FY 2021-22   
 ● FY 2022-23

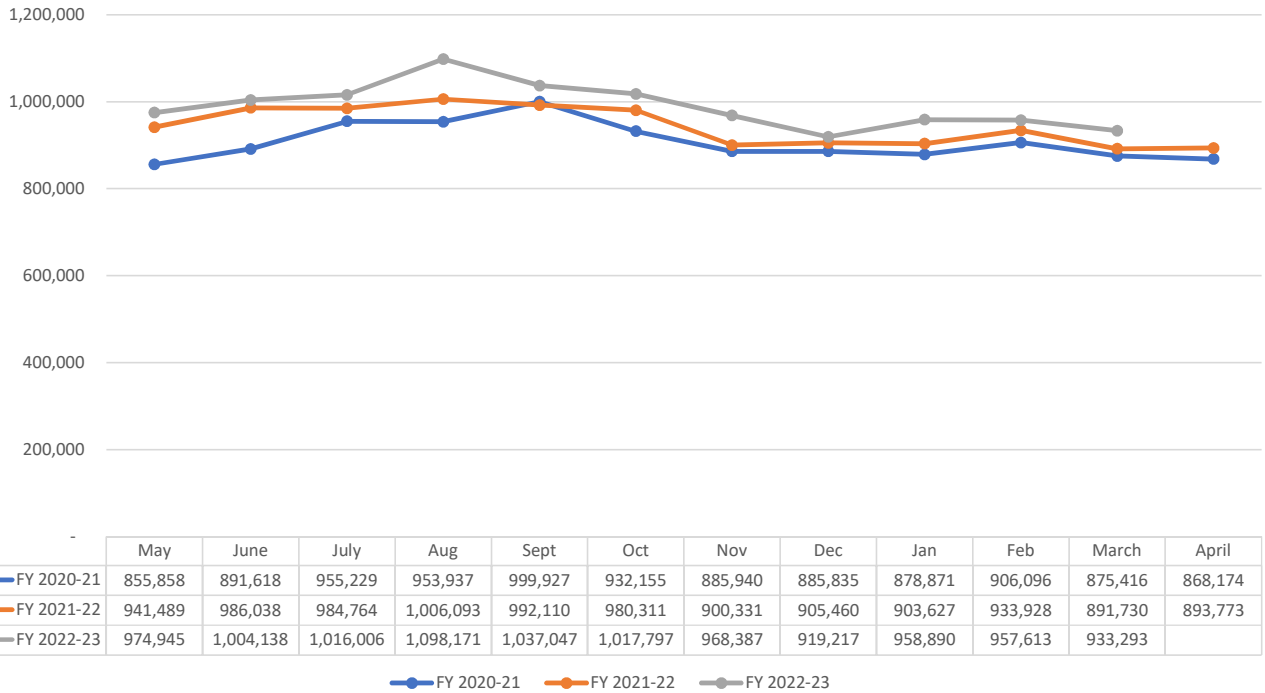
**Water Consumption for Month of: March, 2023**

**Water Gallons (1000s) Consumption**

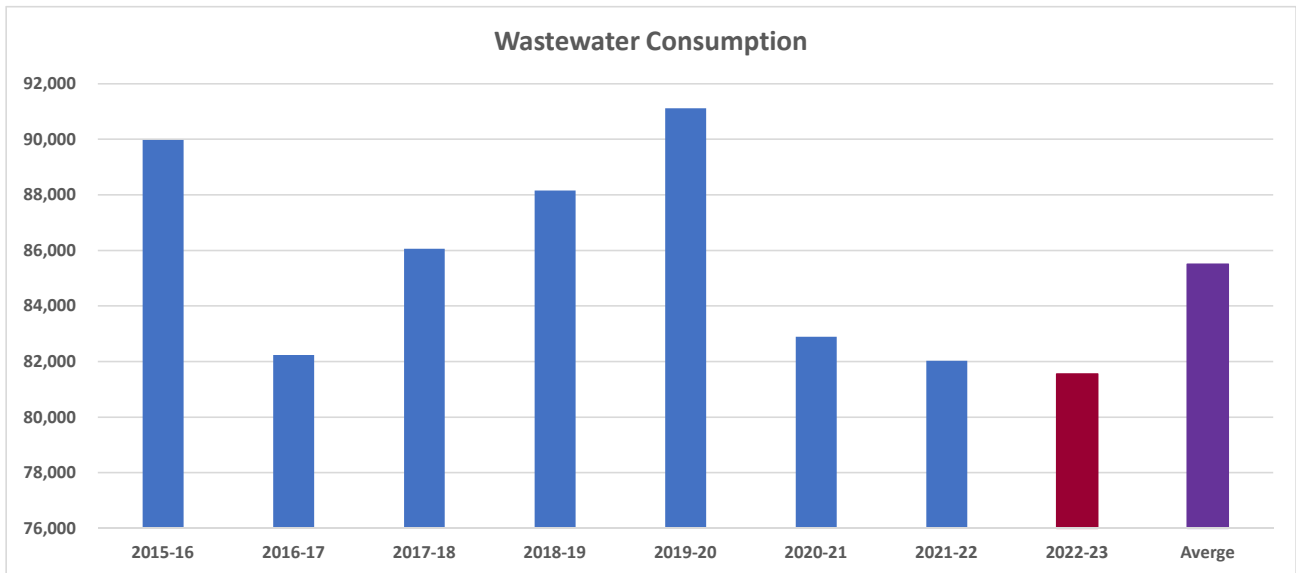


**City of St. Charles**  
**Monthly Financial Report / Summary**  
**Wastewater Fund User Charges and Consumption**

**Wastewater Fund User Chargers**



**Wastewater Consumption for Month of: March, 2023**

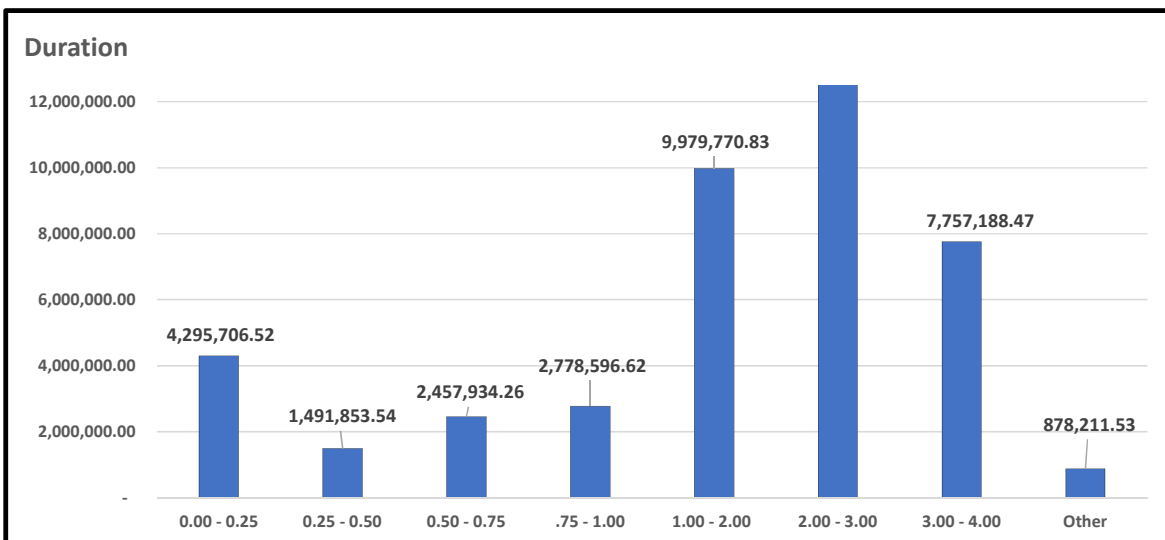
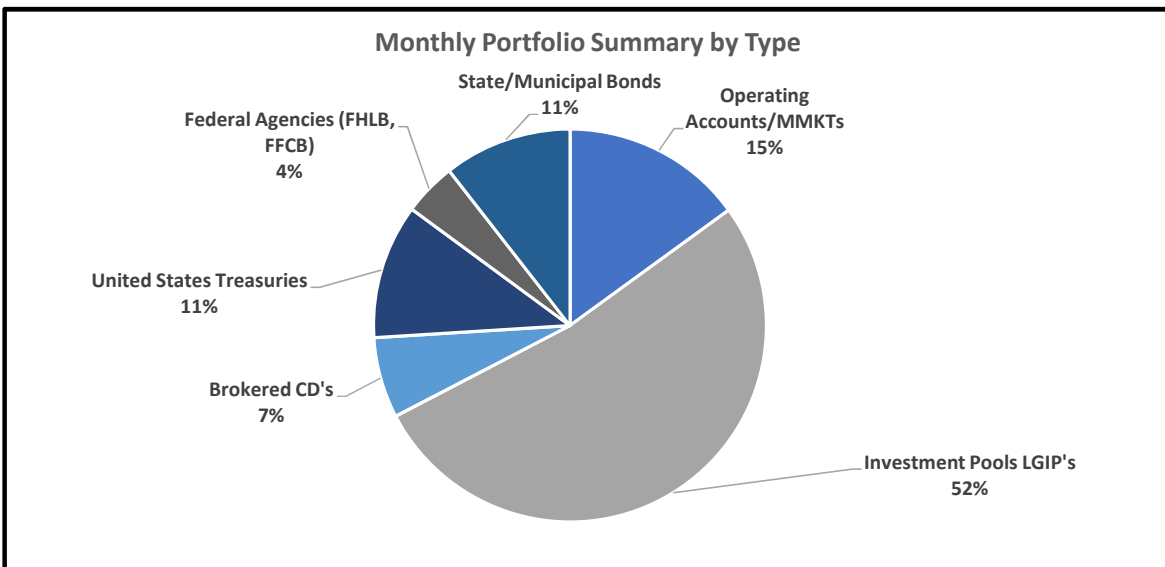





**City of St. Charles**  
**Monthly Investment Summary**  
**As of March 31, 2023**

**Total Portfolio Size:** 127,106,882.19  
**Fixed Income Portfolio:** 41,477,541.70 **32.6% Percent of Total**  
**Fixed Income Yield:** 3.46% **End of Month 6 Month Treasury:** 4.94%  
**Fixed Income Avg Duration:** 1.985 **Years** **Fixed Income Avg Credit Rating:** AA/Aa2/AA

<u>Category</u>	<u>Amount</u>	<u>Percent</u>
Operating Accounts/MMKTs	19,074,184.16	15.0%
Investment Pools LGIP's	66,555,156.33	52.4%
Brokered CD's	8,445,546.70	6.6%
United States Treasuries	14,096,941.00	11.1%
Federal Agencies (FHLB, FFCB)	5,522,519.00	4.3%
State/Municipal Bonds	13,412,535.00	10.6%
	<u>127,106,882.19</u>	-



 <p>CITY OF ST. CHARLES ILLINOIS • 1834</p>	<b>AGENDA ITEM EXECUTIVE SUMMARY</b>		Agenda Item number: III. A. 8.
	Title:	<b>Recommendation to approve an Ordinance Amending Title 13, “Public Utilities, Chapter 13.16 “Water” of the St. Charles Municipal Code to Allow for Changes in the Rate Structure for the Water Utility</b>	
	Presenter:	<b>Bill Hannah, Director of Finance</b>	
<b>Meeting:</b> City Council		<b>Date:</b> May 1, 2023	
<b>Proposed Cost:</b> \$ <i>N/A</i>		<b>Budgeted Amount:</b> N/A	<b>Not Budgeted:</b> <input type="checkbox"/>
<b>TIF District:</b> None			
<p><b>Executive Summary</b> (if not budgeted, please explain):</p> <p>At the April 17<sup>th</sup> Government Operations Committee meeting, staff presented information regarding the recommended utility rate adjustments effective May 1, 2023 based on the cash flow needs of each utility for capital projects, debt/loan repayment and operations. The recommended rate adjustments were a 0% change for the electric utility, 6% increase for the wastewater utility and a 12% increase for the water utility.</p> <p>After discussion the Committee approved a 6% increase for the water rates, and unanimously approved the 6% increase for the sewer rates. A revised ordinance reflecting the 6% increase in water rates is included for consideration.</p> <p>The overall illustrative impact to a sample utility bill that includes electric, water and sewer service is about a 3.2% increase effective with bills to be issued in June.</p>			
<b>Attachments</b> (please list):			
<b>Ordinance Amending Title 13, “Public Utilities, Chapter 13.16 “Water” of the St. Charles Municipal Code to Allow for Changes in the Rate Structure for the Water Utility</b>			
<b>Recommendation/Suggested Action</b> (briefly explain):			
<b>Seeking Approval of an Ordinance Amending Title 13, “Public Utilities, Chapter 13.16 “Water” of the St. Charles Municipal Code to Allow for Changes in the Rate Structure for the Water Utility</b>			

**City of St. Charles, Illinois**  
**Ordinance No. 2023-M-\_\_\_\_\_**

**An Ordinance Amending Title 13 “Public Utilities”, Chapter 13.16, “Water”,  
of the St. Charles Municipal Code**

BE IT ORDAINED BY THE CITY COUNCIL OF THE CITY OF ST. CHARLES,  
KANE AND DUPAGE COUNTIES, ILLINOIS, as follows:

Section 1. That Title 13 “Public Utilities”, Chapter 13.16 “Water”, Section 13.16.190 “Net Charges for Property with Buildings Connected to System”, of the St. Charles Municipal Code, is hereby deleted in its entirety and in lieu thereof the following language shall be substituted:

**“13.16.190 Net Charges for Property with Buildings Connected to System**

**All property upon which any building has been or may be hereafter erected  
having a connection with the water system shall pay the following charges:**

**1. Customer Charge. The following customer charge is for all general service  
water customers:**

**Customer Charge**

<u>Meter Size</u>	<u>Per Month</u>
3/4” and under	\$ 12.97
1”	\$ 16.72
1-1/4”	\$ 20.31
1-1/2”	\$ 23.38
2”	\$ 31.57
3”	\$ 50.17
4”	\$ 76.56
7-1/2”	\$ 206.38

**2. Water Charge. The following water rates apply to all customers:**

**Base Water Rate – Five dollars and forty-four cents (\$5.44) per 1000 gallons.**

**\*Excess Seasonal Water Rate – Nine dollars and thirty cents (\$9.30) per 1000  
gallons.**

**\*Excess Seasonal Water Rate applies to water use that is billed to the customer starting in the month of June and the next four succeeding months.**

**The excess seasonal water rate applies to water used during the above period which is greater than 130 percent of the monthly average of water used during the winter quarter and which is greater than 6,500 gallons per month usage. All other water is billed at the base rate. New customers who have no history of water consumption during the winter quarter will be billed on the basis of actual consumption at the base rate until a winter average is determined.**

Section 2. That this Ordinance shall be in full force and effect ten (10) days from and after its passage, approval and publication in pamphlet form as provided by law; provided, however, that the rates set forth herein shall be effective for the first billing period subsequent to June 1, 2023.

Section 3. That after the adoption and approval hereof this Ordinance shall (i) be printed or published in book or pamphlet form, published by the authority of the Council, or (ii) within thirty (30) days after the adoption and approval hereof, be published in a newspaper published in and with a general circulation within the City of St. Charles.

PRESENTED to the City Council of the City of St. Charles, Kane and DuPage Counties, Illinois, this \_\_\_\_\_ day of May, 2023.

PASSED by the City Council of the City of St. Charles, Kane and DuPage Counties, Illinois, this \_\_\_\_\_ day of May, 2023.

APPROVED by the Mayor of the City of St. Charles, Kane and DuPage Counties, Illinois, this \_\_\_\_\_ day of May, 2023.

\_\_\_\_\_  
Lora Vitek, Mayor

ATTEST:

\_\_\_\_\_  
City Clerk

COUNCIL VOTE:

Ayes: \_\_\_\_\_

Nays: \_\_\_\_\_

Absent: \_\_\_\_\_

**MINUTES**  
**THE CITY OF ST. CHARLES**  
**GOVERNMENT OPERATIONS COMMITTEE**  
**ALD. RON SILKAITIS, CHAIR**  
**MONDAY, APRIL 17, 2023**

**1. Call to Order**

Chairman Silkaitis called the meeting to order at 7:26 pm.

**2. Roll Call**

Present: Ald. Bancroft, Ald. Pietryla, Ald. Wirball, Ald. Bessner, Ald. Weber, Ald. Kalamaris, Ald. Payleitner, Ald. Bongard

Absent: Ald. Lencioni

**3. Administrative**

- a. Video Gaming Statistics March 2023 – for information only, no comments

**4. Omnibus Vote**

Items with an asterisk (\*) are considered to be routine matters and will be enacted by one motion. There will be no separate discussion on these items unless a council member/citizen so requests, in which event the item will be removed from the consent agenda and considered in normal sequence on the agenda.

Motion by Ald. Pietryla, second by Ald. Wirball to approve the Omnibus item.

**Roll Call Vote:** Ayes: Ald. Bancroft, Ald. Pietryla, Ald. Wirball, Ald. Bessner, Ald. Weber, Ald. Kalamaris, Ald. Payleitner, Ald. Bongard. Nays: None. Absent: Ald. Lencioni. Ald. Silkaitis did not vote as Chair. **Motion Carried.**

**5. Police Department**

- a. Recommendation to approve a proposal for a B-1 liquor license application for Dave's Burritos, located at 3677 E Main Street.

This agenda item was presented at the Liquor Control Commission meeting and passed unanimously. Chief Keegan provided details for this new application. Daves Burritos has been doing business since September 2014. Yan David Barrios said his intent is to sell beer and margaritas.

Motion by Ald. Payleitner, second by Ald. Wirball to approve a proposal for a B-1 liquor license application for Dave's Burritos, located at 3677 E Main Street.

**Roll Call Vote:** Ayes: Ald. Bancroft, Ald. Pietryla, Ald. Wirball, Ald. Bessner, Ald. Weber, Ald. Kalamaris, Ald. Payleitner, Ald. Bongard. Nays: None.

Absent: Ald. Lencioni. Ald. Silkaitis did not vote as Chair. **Motion Carried.**

- b. Recommendation to approve a proposal for a massage license application for Zeal Spa Corporation, located at 2015 Dean Street.

This agenda item was presented at the Liquor Control Commission meeting and passed unanimously. Chief Keegan stated that this is the former Shangri La location which had a 5-year moratorium on licensure, which has now expired. This is a new business for that location, which has been unoccupied for five years. The Zeal Spa owners have a Lombard location which has been open for two years. They are hoping to open this business in June 2023.

Motion by Ald. Wirball, second by Ald. Bessner to approve a proposal for a massage license application for Zeal Spa Corporation, located at 2015 Dean Street.

**Roll Call Vote:** Ayes: Ald. Bancroft, Ald. Pietryla, Ald. Wirball, Ald. Bessner, Ald. Weber, Ald. Kalamaris, Ald. Payleitner, Ald. Bongard. Nays: None.  
Absent: Ald. Lencioni. Ald. Silkaitis did not vote as Chair. **Motion Carried.**

- c. Recommendation to approve an Ordinance Amending Title 5 “Business Licenses and Regulations,” Section 5.08 “Alcoholic Beverages,” Chapter 5.08.95 “Late Night Permit,” and Chapter 5.08.140 “License-Renewal Deadline,” of the St. Charles Municipal Code.

This agenda item was presented at the Liquor Control Commission meeting and passed unanimously.

Chief Keegan explained that City staff annually encounters repeated issues with obtaining license renewal applications and payment from business owners. It is proposed to use the same late fee structure for licenses and late-night permits as is currently in place for alcohol taxes. It is hoped that the revised late payment fee structure will result in the businesses taking the deadlines more seriously. Follow up is done by City staff in an effort to be business-friendly and attempt to avoid licenses lapsing and result in businesses being unable to provide core products and services. It is suggested that this process be reviewed again next year for possible further improvements.

Motion by Ald. Wirball, second by Ald. Pietryla to approve an Ordinance Amending Title 5 “Business Licenses and Regulations,” Section 5.08 “Alcoholic Beverages,” Chapter 5.08.95 “Late Night Permit,” and Chapter 5.08.140 “License-Renewal Deadline,” of the St. Charles Municipal Code.

**Roll Call Vote:** Ayes: Ald. Bancroft, Ald. Pietryla, Ald. Wirball, Ald. Bessner, Ald. Weber, Ald. Kalamaris, Ald. Payleitner, Ald. Bongard. Nays: None.

Absent: Ald. Lencioni. Ald. Silkaitis did not vote as Chair. **Motion Carried.**

**6. Information Systems**

- a. Recommendation to approve a Resolution Authorizing an Agreement with Granicus to Provide Digital Government Software for a Not-to-Exceed Cost of \$67,146.

Penny Lancor explained that this software will increase the City's online capabilities in the pursuit of providing exceptional online services. This is a three-year initiative, and tonight's request is for phase one, the foundational phase, which is planned to be completed in fiscal year 2023-2024. The Community Engagement and Organizational Resilience aspects of the Strategic Plan include several goals related to the implementation of this software.

After extensive research and discussions with peer communities, it became clear that Granicus is the only vendor capable of meeting the City's functionality requirements. There will be an implementation cost and an annual fee, but no separate data storage costs. It is expected that there will be an overall savings compared to current suppliers. It was requested that security standards are considered during implementation.

The committee requests updates, possibly quarterly, on this project. They would also like to see some calculations regarded expected savings.

Motion by Ald. Wirball, second by Ald. Pietryla to approve a **Resolution** Authorizing an Agreement with Granicus to Provide Digital Government Software for a Not-to-Exceed Cost of \$67,146.

**Roll Call Vote:** Ayes: Ald. Bancroft, Ald. Pietryla, Ald. Wirball, Ald. Bessner, Ald. Weber, Ald. Kalamaris, Ald. Payleitner, Ald. Bongard. Nays: None.  
Absent: Ald. Lencioni. Ald. Silkaitis did not vote as Chair. **Motion Carried.**

- b. Recommendation to approve a **Resolution** approving the purchase of Microsoft Exchange software licensing from Dell Marketing LP in the amount of \$45,320.

Larry Gunderson explained that this software is the email solution from Microsoft, and the goal is to stay supported until the City can migrate to Office 365. Current hardware is compatible with Exchange 19.

Motion by Ald. Wirball, second by Ald. Pietryla to approve a Resolution approving the purchase of Microsoft Exchange software licensing from Dell Marketing LP in the amount of \$45,320.

**Roll Call Vote:** Ayes: Ald. Bancroft, Ald. Pietryla, Ald. Wirball, Ald. Bessner, Ald. Weber, Ald. Kalamaris, Ald. Bongard. Nays: None. Absent: Ald. Lencioni. Abstain:

Ald. Payleitner. Ald. Silkaitis did not vote as Chair. **Motion Carried.**

**7. Finance Department**

- a. Recommendation to Approve a Service Agreement with the St. Charles Business Alliance in the Amount of \$698,600 for Fiscal Year 2023-2024.

Derek Conley explained that of the total amount, \$262,000 would be funded by SSA1B, and \$436,600 will be funded by hotel/motel tax revenues.

Motion by Ald. Bancroft, second by Ald. Bongard to approve a Service Agreement with the St. Charles Business Alliance in the Amount of \$698,600 for Fiscal Year 2023-2024.

**Roll Call Vote:** Ayes: Ald. Bancroft, Ald. Pietryla, Ald. Wirball, Ald. Bessner, Ald. Weber, Ald. Kalamaris, Ald. Payleitner, Ald. Bongard. Nays: None.  
Absent: Ald. Lencioni. Ald. Silkaitis did not vote as Chair. **Motion Carried.**

- b. Recommendation to Approve the Service Agreement with the St. Charles History Museum for FY 2023-2024 in the amount of \$50,000.

Bill Hannah shared that this is the same funding amount as was provided last year.

Motion by Ald. Pietryla, second by Ald. Wirball to approve the Service Agreement with the St. Charles History Museum for FY 2023-2024 in the amount of \$50,000.

**Roll Call Vote:** Ayes: Ald. Bancroft, Ald. Pietryla, Ald. Wirball, Ald. Bessner, Ald. Weber, Ald. Kalamaris, Ald. Payleitner, Ald. Bongard. Nays: None.  
Absent: Ald. Lencioni. Ald. Silkaitis did not vote as Chair. **Motion Carried.**

- c. Recommendation to approve an **Ordinance** Amending Title 13, "Public Utilities," Chapter 13.16, "Water," of the St. Charles Municipal Code to Allow for Changes in the Rate Structure for the Water Utility.

Bill Hannah covered both the Water and Sewer proposed rate changes, which are intended to adequately fund operations, capital improvements, and the repayment of debt and loan obligations by undertaking several capital projects. Based on the recommended increases, the typical utility bill will increase approximately 4.7%, or \$12 per month, to \$274.

The electric utility is in good shape and most of the capital projects are in maintenance mode. For the fourth consecutive year, no rate increase is proposed. Electric services typically comprise 44% of a utility bill.

The water fund budget contains \$17.5 million in revenues and \$20.8 million in



outlays. This is after \$2.6 million in capital outlays were deferred due to insufficient funding. Water main and meter infrastructure need to be replaced, and these projects cannot continue to be deferred. Aging infrastructure will continue to experience water main breaks and other emergency situations that will escalate the costs. A 12% water rate increase is recommended by staff.

The sewer fund budget contains \$25 million in revenues and \$30 million in outlays. It had been previously discussed to implement an 8% sewer rate increase, and after further review, it is now proposed to increase rates by 6%.

When comparing St. Charles utility rates to Geneva and Naperville, St. Charles is 9-11% higher. Due to varying infrastructure, it's difficult to compare the different community needs. Geneva approved 7.5% rate increases for water and sewer over the next two years. Batavia is increasing water rates by 3% and sewer rates by 8%.

Ald. Wirball requested that the water rate increase be reduced to 6% to match the sewer rate increase. Bill Hannah explained that the reduction in revenue will not allow us to meet our debt coverage obligations nor allow us to get into position to build the reserve. If the rates are not increased this year to be at a more sustainable level, future rate increases will be even higher. The committee asked staff to find other ways to fund infrastructure projects and also to offer a long-term plan for revenues and expenditures. It was also requested that the \$400,000 shortfall for 2023-2024 be transferred from the general fund or a different account.

Motion by Ald. Pietryla, second by Ald. Wirball to approve an Ordinance Amending Title 13, "Public Utilities," Chapter 13.16, "Water," of the St. Charles Municipal Code to Allow for Changes in the Rate Structure for the Water Utility at the amended increased rate of 6% rather than the proposed 12% rate increase.

**Roll Call Vote:** Ayes: Ald. Bancroft, Ald. Pietryla, Ald. Wirball, Ald. Bessner, Ald. Kalamaris, Ald. Bongard. Nays: Ald. Payleitner, Ald. Weber. Absent: Ald. Lencioni. Ald. Silkaitis did not vote as Chair. **Motion Carried.**

- d. Recommendation to approve an Ordinance Amending Title 13, "Public Utilities," Chapter 13.12 "Sewer," of the St. Charles Municipal Code to Allow for Changes in the Rate Structure for the Sewer Utility.

Motion by Ald. Wirball, second by Ald. Pietryla to approve an Ordinance Amending Title 13, "Public Utilities," Chapter 13.12 "Sewer," of the St. Charles Municipal Code to Allow for Changes in the Rate Structure for the Sewer Utility.

**Roll Call Vote:** Ayes: Ald. Bancroft, Ald. Pietryla, Ald. Wirball, Ald. Bessner, Ald. Weber, Ald. Kalamaris, Ald. Payleitner, Ald. Bongard. Nays: None. Absent: Ald. Lencioni. Ald. Silkaitis did not vote as Chair. **Motion Carried.**

\*e. Budget Revisions March 2023.

Motion by Ald. Pietryla, second by Ald. Wirball to approve Budget Revisions March 2023.

**Roll Call Vote:** Ayes: Ald. Bancroft, Ald. Pietryla, Ald. Wirball, Ald. Bessner, Ald. Weber, Ald. Kalamaris, Ald. Payleitner, Ald. Bongard. Nays: None.  
Absent: Ald. Lencioni. Ald. Silkaitis did not vote as Chair. **Motion Carried.**

**8. City Administration**

a. Recommendation to approve a Resolution in Support of Tax Increment Financing.

Heather McGuire shared with the committee the proposal to maintain the current TIF statute. TIF is a powerful economic development tool for the City and enables long term improvements. There are several bills pending in the legislature which would reduce the City's ability to successfully use TIF as an effective tool to incentivize development. This Resolution allows the City to take a formal stance and does not impact the City's TIF policy.

Motion by Ald. Bancroft, second by Ald. Bongard to approve a Resolution in Support of Tax Increment Financing.

**Roll Call Vote:** Ayes: Ald. Bancroft, Ald. Pietryla, Ald. Wirball, Ald. Bessner, Ald. Weber, Ald. Kalamaris, Ald. Payleitner, Ald. Bongard. Nays: None.  
Absent: Ald. Lencioni. Ald. Silkaitis did not vote as Chair. **Motion Carried.**

b. Recommendation to approve an **Ordinance** Amending Ordinance No. 2022-M-17 with Regard to the Deferred Imposition of a Municipal Push Tax on Plays of Video Gaming Terminals.

Heather McGuire explained that this Ordinance is an extension of the Ordinance that passed in October 2021. The case is still in the appellate court, and pending that resolution, staff would bring this back to committee in December 2023 and then on a biannual basis.

Motion by Ald. Payleitner, second by Ald. Bongard to approve an Ordinance Amending Ordinance No. 2022-M-17 with Regard to the Deferred Imposition of a Municipal Push Tax on Plays of Video Gaming Terminals.

**Roll Call Vote:** Ayes: Ald. Bancroft, Ald. Pietryla, Ald. Wirball, Ald. Bessner, Ald. Weber, Ald. Kalamaris, Ald. Payleitner, Ald. Bongard. Nays: None.  
Absent: Ald. Lencioni. Ald. Silkaitis did not vote as Chair. **Motion Carried.**

**9. Public Comment**

**10. Additional Items from Mayor, Council or Staff**

Ald. Payleitner raised the issue of the D303 School Board's Handle with Care initiative and asked Chief Keegan to cover the topic. It allows the School District and the Police Department to share information about students as it pertains to police incidents. The goal is to protect, heal, and make sure kids thrive. Confidentiality would be maintained, and parents will continue to be notified.

**11. Executive Session**

- Personnel – 5 ILCS 120/2(c)(1)
- Pending, Probable or Imminent Litigation – 5 ILCS 120/2(c)(11)
- Property Acquisition – 5 ILCS 120/2(c)(5)
- Collective Bargaining – 5 ILCS 120/2(c)(2)
- Review of Executive Session Minutes – 5 ILCS 120/2(c)(21)

**12. Adjournment**

Motion by Ald. Wirball, second by Ald. Pietryla to adjourn the meeting at 8:43 pm.

**Roll Call Vote:** Ayes: Ald. Bancroft, Ald. Pietryla, Ald. Wirball, Ald. Bessner, Ald. Weber, Ald. Kalamaris, Ald. Payleitner, Ald. Bongard. Nays: None.  
Absent: Ald. Lencioni. Ald. Silkaitis did not vote as Chair. **Motion Carried.**

:sb