


AGENDA
THE CITY OF ST. CHARLES
GOVERNMENT OPERATIONS COMMITTEE
ALD. STEVE WEBER, CHAIR
MONDAY, AUGUST 7, 2023
IMMEDIATELY FOLLOWING THE CITY COUNCIL MEETING
CITY COUNCIL CHAMBERS – 2 EAST MAIN STREET

- 1. Call to Order**
- 2. Roll Call**
- 3. Administrative**
 - a. Video Gaming Statistics, June 2023, Information Only
- 4. Omnibus Vote**

Items with an asterisk (*) are considered to be routine matters and will be enacted by one motion. There will be no separate discussion on these items unless a council member/citizen so requests, in which event the item will be removed from the consent agenda and considered in normal sequence on the agenda.
- 5. Police Department**
 - *a. Recommendation to approve Parking Lot and Street Closures from Thursday, October 5 through Monday, October 9, 2023, for the Annual Scarecrow Weekend.
- 6. Information Systems**
 - a. Information Systems Department Strategic Initiative Update, Information Only.
- 7. Finance Department**
 - *a. Budget Revisions July 2023.
- 8. Public Comment**
- 9. Additional Items from Mayor, Council or Staff**
- 10. Executive Session**
 - Personnel – 5 ILCS 120/2(c)(1)
 - Pending, Probable or Imminent Litigation – 5 ILCS 120/2(c)(11)
 - Property Acquisition – 5 ILCS 120/2(c)(5)
 - Collective Bargaining – 5 ILCS 120/2(c)(2)
 - Review of Executive Session Minutes – 5 ILCS 120/2(c)(21)
- 11. Adjournment**

ADA Compliance

Any individual with a disability requesting a reasonable accommodation in order to participate in a public meeting should contact the ADA Coordinator, Jennifer McMahon, at least 48 hours in advance of the scheduled meeting. The ADA Coordinator can be reached in person at 2 East Main Street, St. Charles, IL, via telephone at (630) 377 4446 or 800 526 0844 (TDD), or via e-mail at jmcmahon@stcharlesil.gov. Every effort will be made to allow for meeting participation. Notices of this meeting were posted consistent with the requirements of 5 ILCS 120/1 et seq. (Open Meetings Act).

	AGENDA ITEM EXECUTIVE SUMMARY		Agenda Item number: 3a
	Title:	Video Gaming Statistics June 2023 – Information Only	
	Presenter:	Chief of Police, Jim Keegan	
Meeting: Government Operations Committee Date: August 7, 2023			
Proposed Cost: \$		Budgeted Amount: \$	Not Budgeted: <input type="checkbox"/>
TIF District: None			
Executive Summary (if not budgeted, please explain): <p>Video gaming statistics as of June 2023, including businesses that have been approved by the State and St. Charles Police Department staff, businesses waiting for State approval, Illinois Gaming Board Video Gaming Report February 2012 – June 2023, and Illinois Gaming Board Video Gaming Report June 2023.</p>			
Attachments (please list): <p>Table - Currently licensed establishments/Pending applicants Illinois Gaming Board Video Gaming Report June 2023 Illinois Gaming Board Video Gaming Report February 2012- June 2023</p>			
Recommendation/Suggested Action (briefly explain): <p>None – Information Only</p>			

City of St. Charles

Video Gaming Statistics

June 2023

Pending Establishments – None

Licensed Establishments

1. ALEXANDER'S CAFE 64, INC.	Alexanders Cafe	1650 W. Main Street	St. Charles
2. ALIBI BAR & GRILL LTD.	ALIBI BAR & GRILL LTD.	12 N. 3rd Street	St. Charles
3. Alley 64, INC.	Alley 64	212 W. Main Street	St. Charles
4. BK & MM VENTURES LLC	ROOKIES 1, ALL-AMERICAN PUB	1545 W. Main Street	St. Charles
5. BRANDON WAYNE ENTERPRISES LLC	THE LEWIS	106 E MAIN ST	St. Charles
6. C&A Management Group LLC	Flagship on The Fox	100 S Riverside Ave.	St. Charles
7. CHARLIE FOX'S PIZZERIA & EATERY LLC	CHARLIE FOX'S PIZZERIA & EATERY	3341 W MAIN #7	St. Charles
8. Chums Shrimp Shack LLC	Chums Shrimp Shack	2115 W Main St	St. Charles
9. CMB STC LLC	The Hive Tavern and Eatery	204 W Main St	St. Charles
10. CRAZY FOX, LLC	THE CRAZY FOX BAR & GRILLE	104 E Main St	St. Charles
11. EL ELLE SEA, LLC	BOGART'S BAR	219 W. MAIN STREET	St. Charles
12. H & C HOSPITALITY, LLC	The Office Dining & Spirits	201 E Main St	St. Charles
13. HEALTH NUTS, LTD.	THE FILLING STATION	300 W. MAIN ST.	St. Charles
14. Jay's & N Inc.	Throwbacks Sports Bar	1890 W. Main Street	St. Charles
15. L. A. MANSON CORPORATION	ST. CHARLES BOWL	2520 W Main St	St. Charles
16. MARK VII HOSPITALITY LIMITED	Second Street Tavern	221 S. 2nd Street	St. Charles
17. NLHM Inc.	Brown's Chicken	1910 Lincoln Highway	St. Charles
18. Northwoods Pub & Grill Inc.	The Evergreen Pub & Grill	1400 W Main St	St. Charles
19. Onesti Entertainment Corporation	Arcada Theatre	105 E Main St	St. Charles
20. Riverside Pizza, Inc.	Riverside Pizza & Pub	102 E Main St	St. Charles
21. SAINT CHARLES SPORTS, LLC	SPOTTED FOX ALE HOUSE	3615 E. MAIN ST	St. Charles
22. SALERNO AND SONS, INC.	SALERNO'S ON THE FOX	320 N 2ND ST	St. Charles
23. SCMC ENTERPRISES, INC.	R HOUSE	214 W. Main St.	St. Charles
24. TAP HOUSE GRILL ST. CHARLES, LLC	Tap House Grill	3341 W MAIN ST	St. Charles
25. YUMMY PLACE BURRITO LOS ASADEROS INC.	BURRITO LOS ASADEROS INC.	2400 E. MAIN STREET	ST. Charles
26. St. Charles Lodge No. 1368, Loyal Order of Moose	St Charles Moose Lodge 1368	2250 W Rt 38	St. Charles
27. 222 Hospitality LLC	Whiskey Bend	222 W Main St	St. Charles

ILLINOIS GAMING BOARD VIDEO GAMING REPORT

St. Charles

June 2023

7/14/2023

4:21 pm

Municipality	Establishment	License Number	VGT Count	VGT Wagering Activity			VGT Income			VGT Tax Distribution		
				Amount Played	Amount Won	Net Wagering Activity	Funds In	Funds Out	Net Terminal Income	NTI Tax	State Share	Municipality Share
St. Charles	222 HOSPITALITY LLC	230700133	4	\$59,066.48	\$51,255.62	\$7,810.86	\$20,990.00	\$13,179.14	\$7,810.86	\$2,655.68	\$2,265.14	\$390.54
St. Charles	Alley 64, INC.	160702383	6	\$597,742.89	\$539,756.08	\$57,986.81	\$199,092.00	\$141,105.19	\$57,986.81	\$19,715.50	\$16,816.16	\$2,899.34
St. Charles	BK & MM VENTURES LLC	160702415	6	\$492,784.99	\$436,750.28	\$56,034.71	\$151,733.00	\$95,759.59	\$55,973.41	\$19,030.92	\$16,232.26	\$2,798.66
St. Charles	BRANDON WAYNE ENTERPRISES LLC	220701804	4	\$10,336.65	\$9,591.31	\$745.34	\$5,155.00	\$4,409.66	\$745.34	\$253.46	\$216.19	\$37.27
St. Charles	C&A Management Group LLC	200702748	6	\$386,508.78	\$353,394.53	\$33,114.25	\$135,557.00	\$102,442.75	\$33,114.25	\$11,258.91	\$9,603.19	\$1,655.72
St. Charles	CHARLIE FOX'S PIZZERIA & EATERY LLC	200701085	4	\$38,250.27	\$34,502.34	\$3,747.93	\$15,271.00	\$11,523.21	\$3,747.79	\$1,274.21	\$1,086.83	\$187.38
St. Charles	Chums Shrimp Shack LLC	220700319	3	\$45,272.28	\$41,255.99	\$4,016.29	\$13,916.00	\$9,899.71	\$4,016.29	\$1,365.53	\$1,164.71	\$200.82
St. Charles	CMB STC LLC	220700705	6	\$215,172.51	\$198,924.06	\$16,248.45	\$77,415.00	\$61,166.55	\$16,248.45	\$5,524.50	\$4,712.08	\$812.42
St. Charles	CRAZY FOX, LLC	170701805	6	\$243,459.14	\$228,819.33	\$14,639.81	\$68,523.00	\$53,883.19	\$14,639.81	\$4,977.55	\$4,245.56	\$731.99
St. Charles	EL ELLE SEA, LLC	210701595	6	\$401,095.00	\$360,212.06	\$40,882.94	\$136,408.00	\$95,525.06	\$40,882.94	\$13,900.28	\$11,856.12	\$2,044.16
St. Charles	H & C HOSPITALITY, LLC	210703536	6	\$137,386.12	\$118,820.55	\$18,565.57	\$41,511.00	\$22,945.43	\$18,565.57	\$6,312.30	\$5,384.02	\$928.28
St. Charles	HEALTH NUTS, LTD.	180702391	5	\$306,178.80	\$271,441.96	\$34,736.84	\$106,046.00	\$71,309.16	\$34,736.84	\$11,810.51	\$10,073.68	\$1,736.83
St. Charles	Jay's & N Inc.	190704088	6	\$271,722.42	\$245,311.97	\$26,410.45	\$79,823.00	\$53,412.47	\$26,410.53	\$8,979.62	\$7,659.08	\$1,320.54
St. Charles	L. A. MANSON CORPORATION	160703156	6	\$279,532.77	\$248,204.57	\$31,328.20	\$84,817.00	\$53,488.80	\$31,328.20	\$10,651.57	\$9,085.16	\$1,566.41
St. Charles	MARK VII HOSPITALITY LIMITED	170702225	6	\$745,550.35	\$666,468.06	\$79,082.29	\$222,920.00	\$143,838.21	\$79,081.79	\$26,887.80	\$22,933.71	\$3,954.09
St. Charles	NLHM Inc.	160702847	6	\$176,165.51	\$158,605.17	\$17,560.34	\$44,243.00	\$26,682.66	\$17,560.34	\$5,970.51	\$5,092.49	\$878.02
St. Charles	Northwoods Pub & Grill Inc.	160702493	6	\$395,435.33	\$345,410.56	\$50,024.77	\$138,780.00	\$88,755.23	\$50,024.77	\$17,008.44	\$14,507.20	\$2,501.24
St. Charles	Nuova Italia West Corp.	220702157	6	\$10,129.55	\$8,780.20	\$1,349.35	\$4,112.00	\$2,762.45	\$1,349.55	\$458.85	\$391.37	\$67.48
St. Charles	Onesti Entertainment Corporation	160703007	6	\$87,855.41	\$82,110.51	\$5,744.90	\$42,011.00	\$36,267.25	\$5,743.75	\$1,952.88	\$1,665.69	\$287.19
St. Charles	Riverside Pizza, Inc.	160702553	6	\$369,581.90	\$328,674.61	\$40,907.29	\$121,191.00	\$80,283.71	\$40,907.29	\$13,908.54	\$11,863.17	\$2,045.37
St. Charles	SAINT CHARLES SPORTS, LLC	160702605	5	\$376,531.51	\$347,406.84	\$29,124.67	\$113,612.00	\$84,487.33	\$29,124.67	\$9,902.43	\$8,446.19	\$1,456.24
St. Charles	SALERNO AND SONS, INC.	200701673	3	\$39,779.95	\$37,210.57	\$2,569.38	\$13,319.00	\$10,749.42	\$2,569.58	\$873.70	\$745.22	\$128.48
St. Charles	SCMC ENTERPRISES, INC.	190702660	3	\$14,270.72	\$12,691.46	\$1,579.26	\$6,993.00	\$5,413.74	\$1,579.26	\$536.94	\$457.98	\$78.96
St. Charles	St. Charles Lodge No. 1368, Loyal Order of Moose	160802392	6	\$152,632.87	\$144,416.52	\$8,216.35	\$50,849.00	\$42,632.90	\$8,216.10	\$2,793.50	\$2,382.69	\$410.81
St. Charles	TAP HOUSE GRILL ST. CHARLES, LLC	170702248	6	\$295,586.41	\$272,829.05	\$22,757.36	\$89,611.00	\$66,853.94	\$22,757.06	\$7,737.43	\$6,599.58	\$1,137.85
St. Charles	YUMMY PLACE BURRITO LOS ASADEROS INC.	190700390	6	\$196,447.83	\$176,598.76	\$19,849.07	\$57,665.00	\$37,815.93	\$19,849.07	\$6,748.65	\$5,756.20	\$992.45
REPORT TOTAL:		26 Establishments	139	\$6,344,476.44	\$5,719,442.96	\$625,033.48	\$2,041,563.00	\$1,416,592.68	\$624,970.32	\$212,490.21	\$181,241.67	\$31,248.54

ILLINOIS GAMING BOARD VIDEO GAMING REPORT


St. Charles

January 2012 - June 2023

7/14/2023

4:21 pm

				VGT Wagering Activity			VGT Income			VGT Tax Distribution				
		License Number	VGT Count	Amount Played	Amount Won	Net Wagering Activity	Funds In	Funds Out	Net Terminal Income	NTI Tax	State Share	Municipality Share		
Municipality	Establishment													
St. Charles	222 HOSPITALITY LLC	230700133	4	\$89,622.10	\$78,071.34	\$11,550.76	\$33,235.00	\$21,684.24	\$11,550.76	\$3,927.29	\$3,349.75	\$577.54		
St. Charles	A'Salute' Inc.	160702452	5	\$2,091,601.88	\$1,923,949.67	\$167,652.21	\$577,279.00	\$409,626.79	\$167,652.21	\$50,296.35	\$41,913.65	\$8,382.70		
St. Charles	ALIBI BAR & GRILL LTD.	150704430	5	\$448,186.83	\$410,300.14	\$37,886.69	\$160,719.00	\$122,831.26	\$37,887.74	\$11,705.71	\$9,819.24	\$1,886.47		
St. Charles	Alley 64, INC.	160702383	6	\$46,668,062.47	\$43,106,157.15	\$3,561,905.32	\$15,533,141.00	\$11,971,161.03	\$3,561,979.97	\$1,159,029.01	\$980,929.79	\$178,099.22		
St. Charles	BK & MM VENTURES LLC	160702415	6	\$36,183,781.86	\$33,244,806.20	\$2,938,975.66	\$10,835,677.00	\$7,896,580.10	\$2,939,096.90	\$955,596.53	\$808,641.40	\$146,955.13		
St. Charles	BRANDON WAYNE ENTERPRISES LLC	220701804	4	\$175,748.96	\$160,330.04	\$15,418.92	\$73,270.00	\$57,851.08	\$15,418.92	\$5,242.50	\$4,471.56	\$770.94		
St. Charles	C&A Management Group LLC	200702748	6	\$8,022,439.62	\$7,358,522.76	\$663,916.86	\$2,875,832.00	\$2,211,915.14	\$663,916.86	\$225,731.99	\$192,536.13	\$33,195.86		
St. Charles	CHARLIE FOX'S PIZZERIA & EATERY LLC	200701085	4	\$687,704.39	\$624,776.03	\$62,928.36	\$240,808.00	\$177,879.36	\$62,928.64	\$21,396.06	\$18,249.59	\$3,146.47		
St. Charles	Chums Shrimp Shack LLC	220700319	3	\$391,609.56	\$356,599.66	\$35,009.90	\$140,489.00	\$105,479.10	\$35,009.90	\$11,903.43	\$10,152.93	\$1,750.50		
St. Charles	CMB STC LLC	220700705	6	\$2,583,583.40	\$2,360,571.67	\$223,011.73	\$941,709.00	\$718,697.27	\$223,011.73	\$75,824.22	\$64,673.60	\$11,150.62		
St. Charles	CRAZY FOX, LLC	170701805	6	\$10,389,179.80	\$9,479,986.39	\$909,193.41	\$3,236,644.00	\$2,327,450.33	\$909,193.67	\$303,578.10	\$258,118.29	\$45,459.81		
St. Charles	DAWN'S CAFE, LTD.	160702454	2	\$971,673.92	\$891,880.95	\$79,792.97	\$314,384.00	\$234,589.68	\$79,794.32	\$24,302.84	\$20,313.09	\$3,989.75		
St. Charles	DAWN'S VOODOO ROOM, LTD.	170702226	3	\$131,639.05	\$114,092.97	\$17,546.08	\$48,098.00	\$30,551.92	\$17,546.08	\$5,263.94	\$4,386.62	\$877.32		
St. Charles	EL ELLE SEA, LLC	210701595	6	\$7,809,847.63	\$7,111,420.42	\$698,427.21	\$2,525,691.00	\$1,827,241.94	\$698,449.06	\$237,473.02	\$202,550.50	\$34,922.52		
St. Charles	GOLREN ENTERPRISES, INC.	160703386	5	\$2,363,441.27	\$2,169,177.13	\$194,264.14	\$822,559.00	\$628,294.86	\$194,264.14	\$58,279.92	\$48,566.66	\$9,713.26		
St. Charles	H & C HOSPITALITY, LLC	210703536	6	\$1,693,487.04	\$1,515,039.31	\$178,447.73	\$488,307.00	\$309,859.27	\$178,447.73	\$60,672.47	\$51,750.04	\$8,922.43		
St. Charles	HDF Entertainment, LLC	180702511	5	\$2,024,379.17	\$1,843,635.36	\$180,743.81	\$702,564.00	\$521,820.19	\$180,743.81	\$59,890.90	\$50,853.73	\$9,037.17		
St. Charles	HEALTH NUTS, LTD.	180702391	5	\$8,623,620.18	\$7,837,168.14	\$786,452.04	\$3,020,753.00	\$2,234,300.96	\$786,452.04	\$263,590.77	\$224,267.98	\$39,322.79		
St. Charles	Jay's & N Inc.	190704088	6	\$9,300,675.28	\$8,527,448.72	\$773,226.56	\$2,668,795.00	\$1,895,568.28	\$773,226.72	\$262,897.79	\$224,236.31	\$38,661.48		
St. Charles	KILLOUGH LLC	160702650	4	\$323,128.13	\$297,527.05	\$25,601.08	\$127,669.00	\$102,067.92	\$25,601.08	\$7,680.48	\$6,400.40	\$1,280.08		
St. Charles	L. A. MANSON CORPORATION	160703156	6	\$12,660,513.92	\$11,490,604.78	\$1,169,909.14	\$3,994,624.00	\$2,824,714.86	\$1,169,909.14	\$383,388.41	\$324,892.63	\$58,495.78		
St. Charles	MARK VII HOSPITALITY LIMITED	170702225	6	\$36,434,948.10	\$33,459,567.55	\$2,975,380.55	\$10,431,627.00	\$7,456,219.95	\$2,975,407.05	\$983,344.92	\$834,574.33	\$148,770.59		
St. Charles	NLHM Inc.	160702847	6	\$8,758,038.17	\$7,983,718.72	\$774,319.45	\$2,460,443.00	\$1,686,103.98	\$774,339.02	\$254,757.52	\$216,040.37	\$38,717.15		
St. Charles	Northwoods Pub & Grill Inc.	160702493	6	\$29,062,160.17	\$26,490,983.71	\$2,571,176.46	\$9,643,399.00	\$7,072,211.59	\$2,571,187.41	\$836,104.64	\$707,545.04	\$128,559.60		
St. Charles	Nuova Italia West Corp.	220702157	6	\$77,762.80	\$68,782.62	\$8,980.18	\$28,000.00	\$19,019.47	\$8,980.53	\$3,053.37	\$2,604.35	\$449.02		
St. Charles	Onesti Entertainment Corporation	160703007	6	\$2,151,120.98	\$2,008,571.83	\$142,549.15	\$750,038.00	\$607,455.05	\$142,582.95	\$48,478.29	\$41,349.16	\$7,129.13		
St. Charles	Panman, LLC	160703257	5	\$20,167.79	\$17,246.68	\$2,921.11	\$8,129.00	\$5,207.89	\$2,921.11	\$876.43	\$730.36	\$146.07		
St. Charles	Pub 47 St Charles Inc.	180700422	5	\$451,127.23	\$407,893.79	\$43,233.44	\$150,077.00	\$106,843.56	\$43,233.44	\$12,970.29	\$10,808.58	\$2,161.71		
St. Charles	Ram Restaurant Group Inc.,	180700820	5	\$332,529.45	\$302,216.78	\$30,312.67	\$121,311.00	\$90,998.02	\$30,312.98	\$9,094.21	\$7,578.51	\$1,515.70		
St. Charles	Riverside Pizza, Inc.	160702553	6	\$20,674,220.33	\$18,877,154.72	\$1,797,065.61	\$6,631,613.00	\$4,834,260.46	\$1,797,352.54	\$593,305.20	\$503,437.50	\$89,867.70		
St. Charles	SAINT CHARLES SPORTS, LLC	160702605	5	\$21,785,221.32	\$19,973,168.48	\$1,812,052.84	\$6,503,565.00	\$4,691,511.10	\$1,812,053.90	\$591,169.97	\$500,567.10	\$90,602.87		
St. Charles	SALERNO AND SONS, INC.	200701673	3	\$902,478.89	\$817,239.45	\$85,239.44	\$287,540.00	\$202,300.36	\$85,239.64	\$28,981.65	\$24,719.66	\$4,261.99		
St. Charles	SCMC ENTERPRISES, INC.	190702660	5	\$538,228.45	\$487,262.83	\$50,965.62	\$219,424.00	\$168,458.38	\$50,965.62	\$17,317.54	\$14,769.22	\$2,548.32		
St. Charles	St. Charles Lodge No. 1368, Loyal Order of Moose	160802392	6	\$10,381,641.65	\$9,435,034.13	\$946,607.52	\$3,552,444.00	\$2,605,836.13	\$946,607.87	\$302,133.77	\$254,803.04	\$47,330.73		
St. Charles	TAP HOUSE GRILL ST. CHARLES, LLC	170702248	6	\$16,891,214.08	\$15,580,223.97	\$1,310,990.11	\$5,302,549.00	\$3,991,556.56	\$1,310,992.44	\$436,590.37	\$371,040.48	\$65,549.89		
St. Charles	YUMMY PLACE BURRITO LOS ASADEROS INC.	190700390	6	\$3,643,216.07	\$3,314,439.22	\$328,776.85	\$1,021,485.00	\$692,708.15	\$328,776.85	\$111,784.66	\$95,345.76	\$16,438.90		
REPORT TOTAL:				36 Establishments	185	\$305,738,001.94	\$280,125,570.36	\$25,612,431.58	\$96,473,891.00	\$70,860,856.23	\$25,613,034.77	\$8,417,634.56	\$7,136,987.35	\$1,280,647.21

 CITY OF ST. CHARLES ILLINOIS • 1834	AGENDA ITEM EXECUTIVE SUMMARY		Agenda Item number: 5*a.
	Title:	Recommendation for Approval of Parking Lot and Street Closures for the Annual Scarecrow Weekend	
	Presenter:	Police Chief Keegan	
Meeting: Government Operations Committee		Date: August 7, 2023	
Proposed Cost per parade: PD – \$20,207.04 (includes EMA) PW- \$7,306.42 TOTAL: \$27,513.46		Budgeted Amount: \$	Not Budgeted: <input type="checkbox"/>
TIF District: Choose an item.			
Executive Summary (if not budgeted, please explain): <p>The Special Event committee has reviewed the application from the St. Charles Business Alliance regarding the annual Scarecrow Weekend requested to be held Friday, October 6 through Sunday, October 8, 2023 throughout various downtown locations.</p> <p>Please refer to the attached map and road closure document for all of the requested parking lot and road closures. The referenced closures include set-up day on Thursday, October 5, 2023.</p> <p>The organizers have requested that Riverside Ave., from Main St. to Illinois Ave., be closed between E. Main St. and Illinois Ave. from 6am on Thursday, October 5 – noon on Monday, October 9, 2023.</p>			
Attachments (please list): Maps & Road / Parking Lot Closure Listing			
Recommendation/Suggested Action (briefly explain): Recommendation for approval of parking lot and street closures outlined in the attached listing from Friday, October 6 through Monday, October 9, 2023 for the annual Scarecrow Weekend.			

**Street Closings, Parking Lot & ADA Parking Requests
St. Charles Scarecrow Weekend
October 6-8, 2023 (including set-up October 5, 2023)**

*Corresponding Maps are attached

Parking Lot Closing Requests:

East of Fox River

1. Municipal Lot – Parking Lot at the corner of Main & Riverside. Thurs 6am-Mon 12pm for Info Tent, Community Group Food Tents, Seating
2. ADA Parking, Municipal Back Lot (City Lot J): 7 parking spaces on Southeast Row of parking spaces. See map for details. Fri 6am-Sun 5pm.
3. Load In Parking, Municipal Back Lot (City Lot J): 3 parking spaces on Southwest Row of parking spaces. See map for details. Cones only. Fri 6am- Sun 5pm.

Street Closing Requests:

East of Fox River (Riverside Ave. and Municipal Building)

1. Closure: South Riverside from Main to Illinois Thurs 6am to Mon 12pm
 - a. All barricades and cones (i.e. in turn lanes) to be set up and removed by Police

West of Fox River (Lincoln Park Area- Including ADA Parking Request)

1. Closure: Cedar St. between 4th & 5th St. Thu 6am- Sun 6pm during set up and event hours. (Event Staff will pull barricades)
2. Closure: 4th St. between Main St. and Cedar St. Thu 6am- Sun 6pm during set up and event hours. (Event Staff will pull barricades)
3. Closure: 5th St. between Main St. and Cedar St. Thu 6am- Sun 6pm during set up and event hours. (Event Staff will pull barricades)
4. ADA Parking: North 5th St. between Cedar and State Streets east side only handicapped parking: Fri at 6am to Sun at 5pm. (Signs need to be posted on Thursday.)
5. ADA Parking: North 4th St. between Cedar and State Streets west side only from Friday at 6am to Sunday at 5pm. (Signs need to be posted on Thursday).

Additional Requests:

1. Parking spaces on the southwest side of Cedar Street between Fourth and Fifth Streets to place dumpsters and restrooms, Thurs (drop off) through Mon 12pm

Set Up

Lincoln Park tent set up Thursday, October 5: 8am-5pm. As always, due consideration will be a priority for students of St. Patrick. Drop off of Dumpster and Restrooms during same time frame.

Set up on **Riverside Ave.**, including Riverside Ave. Tents/Dumpster and Info Tent/Restrooms in **Star Lot**, Thursday, October 5: 8am-5pm.

Scarecrow Contest set up Thursday, October 5: 8am-8pm in 3 locations: Lincoln Park, Riverside Ave., and 1st Street sidewalks (if construction allows).

Municipal Building



Parking Lot Closure: Municipal Building Parking Lot requested to be closed Thursday, October 5, 6:00a.m., through Monday, October 9, 12:00 p.m.

Power will be needed (already discussed with Paul Hopkins)

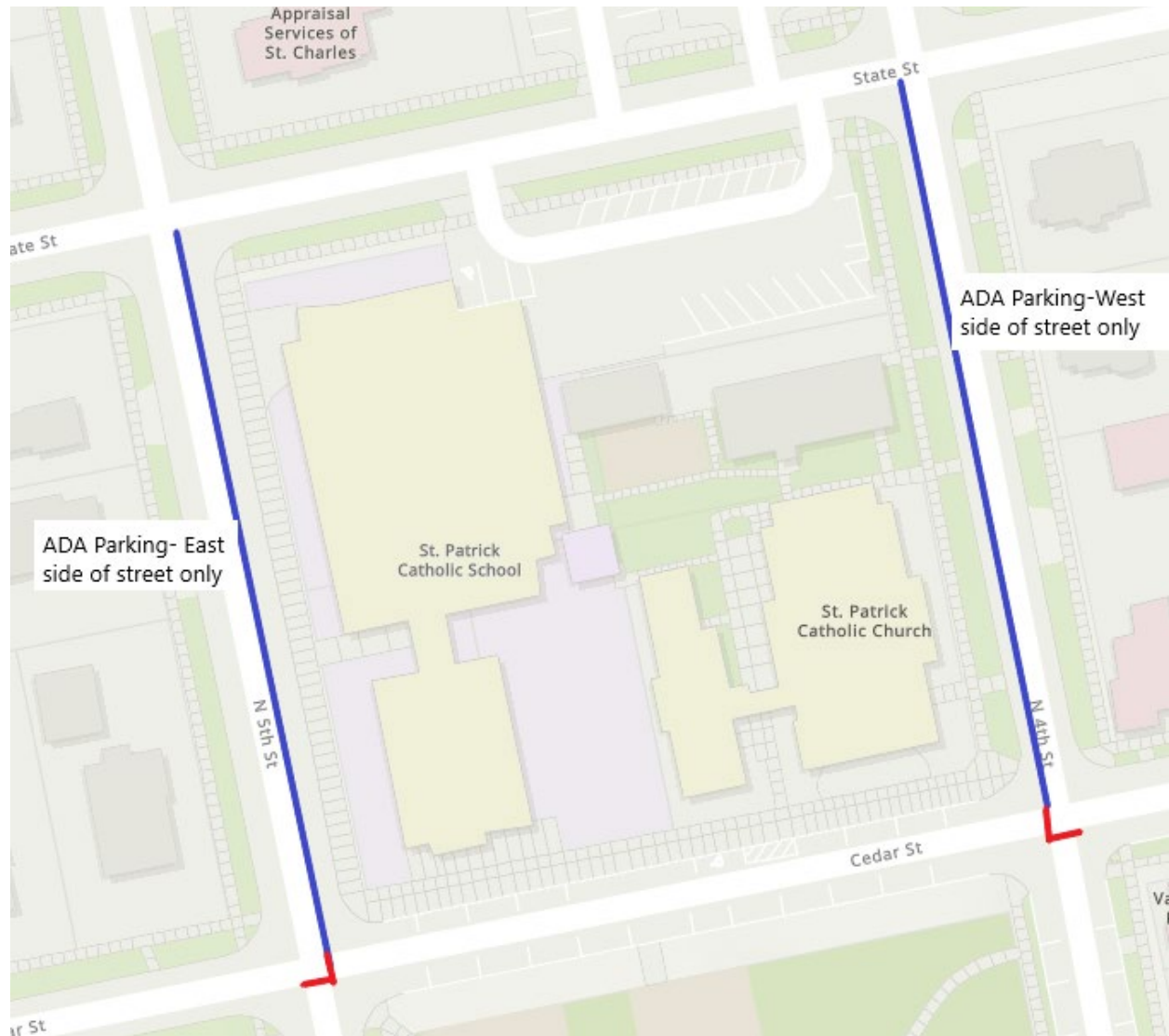
This area will have the following: Info Tent/Voting, St. Charles Breakfast Rotary Food Tent, Kiwanis of St. Charles Food Tent and Children's Activity, Seating (Picnic Tables provided by Park District)

Portable Restrooms on the East side of the Municipal Building – will be ADA Accessible

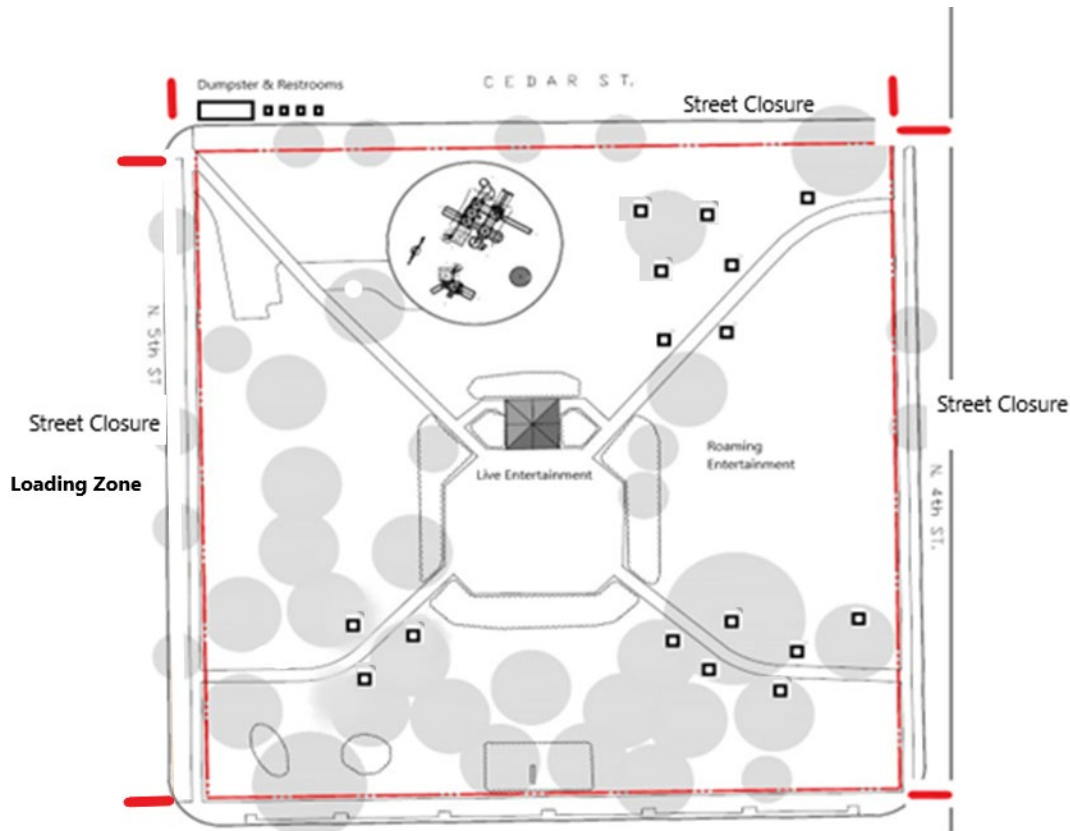
Municipal Building Back Lot- request for the following parking spaces:

- ADA Parking: 7 parking spaces on Southeast Row of parking, Fri 6am-Sun 5pm
- Load In: 3 parking spaces on Southeast Row of parking, with Cones, Fri 6am-Sun 5pm

Lincoln Park ADA Parking



Lincoln Park – Family Zone



Street Closures:

- Cedar St. between 4th & 5th St. Thu 6am- Sun 6pm.
- 4th St. between Main St. and Cedar St. Thu 6am- Sun 6pm during set up/event hours only. Event staff will open street after set up/event hours and close 7am Friday, Saturday, Sunday.
- 5th St. between Main St. and Cedar St. Thu 6am- Sun 6pm during set up/event hours only. Event staff will open street after set up/event hours and close 7am Friday, Saturday, Sunday. This will be a loading/unloading zone throughout the event. Cones will be utilized.

ADA Parking (See map on next page):

- North 5th St. between Cedar and State Streets east side only handicapped parking: Fri 6am to Sun at 5pm. (Signs to be posted on Thursday.)
- North 4th St. between Cedar and State Streets west side only from Friday at 6am to Sunday at 5pm. (Signs to be posted on Thursday.)

Family Zone will have the following:

- Sponsor Booths w/Activities (12-15) – 10x10 & Info Tent – 10x10
- Stage and Roaming Entertainment
- 20 Yard Dumpster & (4) Restrooms – To be delivered Thursday/Event Boxes to be distributed around park

Activity Zone – Riverside Ave.




Street Closures: Riverside Ave. from Main St. to Illinois Ave., Thurs 10/5, 6am to Mon 10/9, 12pm

Walnut Ave. from Riverside Ave. to Arcada Alley Entrance, Thurs 10/5 6am to Mon 10/9, 12pm (Loading Zone)

Power installation will be necessary, as noted above

Activity Zone will have the following:

- Scarecrow Contest Scarecrows
- Sponsor Tents (10x10)
- Scarecrow To-Go Tent (10x10)
- Pumpkin Carver Tent (10x10)
- Family Oriented DJ
- Windy Acres Booth with Fall Treats, Food, Decorations
- Activity Area: Bubble Stations, Magician, Face Painter, Pumpkin Painting
- Photo Area/Straw Sculptures

	AGENDA ITEM EXECUTIVE SUMMARY		Agenda Item number: 6a
	Title:	Information Systems Department Strategic Initiative Update – Information Only	
	Presenters:	Larry Gunderson, Director of Information Systems Eric Creighton, GIS Coordinator	
Meeting: Government Operations Committee Date: August 7, 2023			
Proposed Cost: \$		Budgeted Amount: \$	Not Budgeted: <input type="checkbox"/>
TIF District: None			
Executive Summary (if not budgeted, please explain): <p>The City has begun a multi-year initiative to upgrade and modernize its information technology to support the 2023-2027 Strategic Plan. A presentation will be made to the Government Operations Committee to provide an update on the City's technology initiatives.</p> <p>The presentation will also include an overview of the City's Geographic Information Systems (GIS), a core technology that is used at the City for utility infrastructure management, property information, and emergency management, as well as for communicating information to the public through interactive web applications.</p>			
Attachments (please list): <p>None</p>			
Recommendation/Suggested Action (briefly explain): <p>Information Systems Department Strategic Initiative Update – Information Only</p>			



AGENDA ITEM EXECUTIVE SUMMARY

Agenda Item number: 7*a.

Title:

Recommendation to Approve the Budget Revisions for July 2023

Presenter:

Finance Director Bill Hannah

Meeting: Government Operations Committee

Date: August 7, 2023

Proposed Cost: \$ -0-

Budgeted Amount:

Not Budgeted: ☐

Executive Summary *(if not budgeted, please explain):*

Budget revisions for July 2023 – Information Only

Attachments *(please list):*

Budget revisions for July 2023

Recommendation/Suggested Action *(briefly explain)*

Budget Revisions for the City of St. Charles July 2023

CITY OF ST. CHARLES

Budget Revision Listing

July 2023

JE TYPE	JE #	BUDGET #	COMPANY	FISCAL YEAR	PERIOD	DATE	ACCT-UNIT	ACCOUNT	AMOUNT	DESCRIPTION
Roll Forward of Budget	13	100	1000	2024	2	06/29/2023	513511	56200	55,000.00	CP5818
Roll Forward of Budget	13	100	1000	2024	2	06/29/2023	513511	56200	24,054.00	CP5859
Roll Forward of Budget	13	100	1000	2024	2	06/29/2023	513900	31198	(79,054.00)	Rollforward encumbered funds
Roll Forward of Budget	13	100	1000	2024	2	06/29/2023	801510	56001	235,811.00	MV5027
Roll Forward of Budget	13	100	1000	2024	2	06/29/2023	801900	31198	(235,811.00)	Rollforward encumbered funds
Roll Forward of Budget	13	100	1000	2024	2	06/29/2023	220551	54450	4,500.00	Lift station repairs
Roll Forward of Budget	13	100	1000	2024	2	06/29/2023	220900	31199	(4,500.00)	Lift station repairs
Budget Transfer	13	100	1000	2024	2	06/29/2023	803110	54181	3,500.00	CCMSI admin fee
Budget Transfer	13	100	1000	2024	2	06/29/2023	803110	55150	(3,500.00)	CCMSI admin fee
13 Total									-	
Budget Addition	14	100	1000	2024	3	07/10/2023	803110	55180	2,811.00	Auto claim payment
Budget Addition	14	100	1000	2024	3	07/10/2023	803900	31199	(2,811.00)	Auto claim payment
14 Total									-	
Budget Addition	15	100	1000	2024	3	07/13/2023	100999	46209	(18,174.00)	IPRF Safety Grant
Budget Addition	15	100	1000	2024	3	07/13/2023	100300	52310	8,174.00	IPRF Safety Grant
Budget Addition	15	100	1000	2024	3	07/13/2023	100510	54450	10,000.00	IPRF Safety Grant
15 Total									-	
Budget Addition	16	100	1000	2024	3	07/17/2023	804530	54493	50,000.00	Fiber replace/repair funds
Budget Addition	16	100	1000	2024	3	07/17/2023	804900	31199	(50,000.00)	Fiber replace/repair funds
Budget Addition	16	100	1000	2024	3	07/17/2023	220551	54201	4,000.00	Add budget for Internet Charges
Budget Addition	16	100	1000	2024	3	07/17/2023	220900	31199	(4,000.00)	Add budget for Internet Charges
Budget Addition	16	100	1000	2024	3	07/17/2023	803110	54171	778.00	Ins Broker Fee Adjustment
Budget Addition	16	100	1000	2024	3	07/17/2023	803900	31199	(778.00)	Ins Broker Fee Adjustment
Budget Addition	16	100	1000	2024	3	07/17/2023	200520	54171	195.00	Ins Broker Fee Adjustment
Budget Addition	16	100	1000	2024	3	07/17/2023	200900	31199	(195.00)	Ins Broker Fee Adjustment
Budget Addition	16	100	1000	2024	3	07/17/2023	210540	54171	84.00	Ins Broker Fee Adjustment
Budget Addition	16	100	1000	2024	3	07/17/2023	210900	31199	(84.00)	Ins Broker Fee Adjustment
Budget Addition	16	100	1000	2024	3	07/17/2023	220550	54171	135.00	Ins Broker Fee Adjustment
Budget Addition	16	100	1000	2024	3	07/17/2023	220900	31199	(135.00)	Ins Broker Fee Adjustment
16 Total									-	
Budget Transfer	17	100	1000	2024	3	07/19/2023	100220	54402	305.00	Printer maintenance kit
Budget Transfer	17	100	1000	2024	3	07/19/2023	100220	55202	(305.00)	Printer maintenance kit
Budget Addition	17	100	1000	2024	3	07/19/2023	100111	54189	3,555.00	Receptionist Temp labor
Budget Addition	17	100	1000	2024	3	07/19/2023	100900	31199	(3,555.00)	Receptionist Temp labor
Budget Addition	17	100	1000	2024	3	07/19/2023	100110	51300	675.00	Chamber Golf Outing
Budget Addition	17	100	1000	2024	3	07/19/2023	100900	31199	(675.00)	Chamber Golf Outing
Budget Transfer	17	100	1000	2024	3	07/19/2023	100120	51304	(700.00)	CMAPI fee increase
Budget Transfer	17	100	1000	2024	3	07/19/2023	100121	51304	700.00	CMAPI fee increase
17 Total									-	

CITY OF ST. CHARLES

Budget Revision Listing

July 2023

[illegible]

CITY OF ST. CHARLES
Budget Revision Listing

July 2023

JE TYPE	JE #	BUDGET #	COMPANY	FISCAL YEAR	PERIOD	DATE	ACCT-UNIT	ACCOUNT	AMOUNT	DESCRIPTION
---------	------	----------	---------	-------------	--------	------	-----------	---------	--------	-------------

The revisions shown herewith have been approved by the City Council, except as noted below.

Chairman, Government Operations Committee

Date

Vice Chairman, Government Operations Committee

Date

Finance Director

Date

Exceptions: