

AGENDA
ST. CHARLES CITY COUNCIL MEETING
RAYMOND P. ROGINA, MAYOR

TUESDAY, SEPTEMBER 8, 2015 – 7:00 P.M.
CITY COUNCIL CHAMBERS
2 E. MAIN STREET

1. **Call to Order.**
2. **Roll Call.**
3. **Invocation.**
4. **Pledge of Allegiance.**
5. **Presentations:**
 - Presentation by the Convention and Visitors Bureau promoting the 30th anniversary of Scarecrow Festival.
 - Proclamation Municipal Building 75th Anniversary
 - Proclamation to declare September 14 through October 31, 2015 support of the United Way of Central Kane County's campaign efforts to encourage citizen support.
 - Proclamation declaring September 13, 2015 Lyme Aide Awareness Day in the City of St. Charles.
 - Proclamation declaring September 14 – 18, 2015 as Chamber of Commerce week in St. Charles.
 - Presentation by the Downtown St. Charles Partnership to Recap the Chair-ity event and recognize the volunteers.
 - Presentation by the Downtown St. Charles Partnership recognizing STC Live Performers.
6. **Omnibus Vote. Items with an asterisk (*)** are considered to be routine matters and will be enacted by one motion. There will be no separate discussion on these items unless a council member/citizen so requests, in which event the item will be removed from the consent agenda and considered in normal sequence on the agenda.
- *7. Motion to accept and place on file minutes of the regular City Council meeting held on August 17, 2015.
- *9. Motion to approve and authorize issuance of vouchers from the Expenditure Approval List for the period 08/03/2015 – 08/16/2015 in the amount of \$2,448,118.22 and Expenditure Approval List for the period of 08/17/15 – 08/30/15 in the amount of \$5,709,945.12.
- *10. Motion to accept and place of file City Treasurer Report for period ending April 30, 2015.

I. New Business

- A. Motion to approve a **Resolution** Approving the First Street Redevelopment Phase III Stormwater Ordinance Variance.

- B. Motion to approve an **Ordinance** Authorizing the Execution of the Phase I Construction License Agreement between First Street Development II, LLC and the City of St. Charles.
- C. Motion to approve a **Resolution** Authorizing the conveyance of Lot I of the Resubdivision of Phase III of First Street Redevelopment Subdivision.
- D. Motion to approve a Construction Contract with C & H Excavating, Inc. for the Woods of Fox Glen Creek Stabilization Project.
- E. Motion to approve an Agreement with Wills Burke Kelsey Associates for Construction Engineering Service for the Woods of Fox Glen Creek Stabilization Project.

II. Committee Reports

A. Government Operations

- *1. Motion to accept and place on file minutes of the August 17, 2015 Government Operations Committee Meeting.
- *2. Motion to approve a **Resolution** Authorizing the Mayor and City Clerk of the City of St. Charles to Execute a Certain Contract Between Ciber Master Services Agreement and Upgrade Lawson Enterprise Resource Planning Software to Version 10 and the City of St. Charles.
- *3. Motion to approve closing of parking lot J and the 100 block of Riverside Drive from 9:00 a.m. to 4:00 p.m. for Fire Department Open House events.
- *4. Motion to approve **Funds Transfer Resolution** transferring \$23,502.50 from the First Street TIF Special Revenue Fund 305 to First Street TIF Debt Services Fund 713 (2006 GO) for FY15/16.
- *5. Motion to approve **Funds Transfer Resolution** transferring \$11,583.75 from the First Street TIF Special Revenue Fund 305 to first Street TIF Debt Service Fund 713 (2007A GO) for FY 15/16.
- *6. Motion to approve **Funds Transfer Resolution** transferring \$4,900.00 from the First Street TIF Special Revenue Fund 305 to First Street TIF Debt Service Fund 713 (2007C GO) for FY 15/16.
- *7. Motion to approve **Funds Transfer Resolution** transferring \$212,627.50 from the General Fund to the 2008C G.O. Debt Service Fund 720 (Fire Station, Ladder Truck & Riverwall Projects) for Fiscal Year 15/16 as budgeted.
- *8. Motion to approve **Funds Transfer Resolution** transferring \$18,387.75 from the Moline TIF Special Revenue Fund 320 to Moline TIF Debt Service Fund 709 (2009 GO Refunding) for FY 15/16.
- *9. Motion to approve **Funds Transfer Resolution** transferring \$13,575.00 from the General Fund to the 2010B Refunding G.O. Debt Service Fund 724 for Fiscal Year 15/16 as budgeted.
- *10. Motion to approve **Funds Transfer Resolution** transferring \$31,625.00 from the Mall TIF Special Revenue Fund 322 to Debt Service Fund 705 (2010C Refunding GO) for FY 15/16.
- *11. Motion to approve **Funds Transfer Resolution** transferring \$66,920.19 from the Capital Projects Fund 513 to the 2011A G.O. Debt Service Fund 723 (Capital Projects) for Fiscal Year 15/16 as budgeted.
- *12. Motion to approve **Funds Transfer Resolution** transferring \$1,117.84 from the General Fund to the 2011B Refunding G.O. Debt Service Fund 725 for Fiscal Year 15/16 as budgeted.

- *13. Motion to approve **Funds Transfer Resolution** transferring \$52,662.50 from the General Fund to the 2011C Refunding G.O. Debt Service Fund 726 for Fiscal Year 15/16 as budgeted.
- *14. Motion to approve **Funds Transfer Resolution** transferring \$43,962.50 from the TIF 5 Special Revenue Fund 306 to the 2011D Refunding G.O. Debt Service Fund for fiscal Year 15/16 as budgeted.
- *15. Motion to approve **Funds Transfer Resolution** transferring \$35,150.00 from the General Fund to the 2012A G.O. Debt Service Fund 721 (EAB Project) for Fiscal Year 15/16 as budgeted.
- *16. Motion to approve **Funds Transfer Resolution** transferring \$72,000.00 from the Redgate Bridge Capital Project Fund 501 to the 2012A G.O. Debt Service Fund 721 (Redgate Bridge Project) for Fiscal Year 15/16 as budgeted.
- *17. Motion to approve **Funds Transfer Resolution** transferring \$105,149.40 from the General Fund to the 2012B G.O. Refunding Debt Fund 727 for Fiscal Year 15/16 as budgeted.
- *18. Motion to approve **Funds Transfer Resolution** transferring \$49,231.80 from the Electric Fund to the 2012B G.O. Refunding Debt Service Fund 727 for Fiscal Year 15/16 as budgeted.
- *19. Motion to approve **Funds Transfer Resolution** transferring \$16,613.20 from the Water Fund to the 2012B G.O. Refunding Debt Service Fund 727 for Fiscal Year 15/16 as budgeted.
- *20. Motion to approve **Funds Transfer Resolution** transferring \$31,605.60 from the Sewer Fund to the 2012B G.O. Refunding Debt Service Fund 727 for Fiscal Year 15/16 as budgeted.
- *21. Motion to approve **Funds Transfer Resolution** transferring \$4,487.50 from the Baker TIF Special Revenue Fund 304 to Baker TIF Debt Service fund 706 (2012C Refunding) for FY 15/16.
- *22. Motion to approve **Funds Transfer Resolution** transferring \$447,100.00 from the General Fund to the First Street TIF Debt Service Fund 713 (2013A Refunding GO) for FY 15/16.
- *23. Motion to approve **Funds Transfer Resolution** transferring \$61,054.57 from the Capital Projects Fund 513 to the 2013B G.O. Debt Service Fund 728 for Fiscal Year 15/16 as budgeted.
- *24. Motion to approve **Funds Transfer Resolution** transferring \$10,545.20 from Fund 100 to Fund 729 (2015A GO) for FY 15/16.
- *25. Motion to approve **Funds Transfer Resolution** transferring \$79,816.00 from General Fund 100 to Fund 230 (Refuse) for FY 15/16.
- *26. Motion to approve **Funds Transfer Resolution** transferring \$120,000.00 from General Fund 100 to Fund 803 (WC & Liability) for FY 15/16.
- *27. Motion to approve **Funds Transfer Resolution** transferring \$24,500.00 from Fund 100 to Fund 503 for Design Engineering for FY 15/16.
- *28. Motion to approve **Funds Transfer Resolution** transferring \$612,877.29 from Communication Fund 804 to IT Equipment Replacement Fund 805 for FY 15/16.

B. Government Services

- *1. Motion to accept and place on file the Minutes of the August 24, 2015, Government Services Committee Meeting.
- *2. Motion to approve a **Resolution** Authorizing the Mayor and City Clerk of the City of St. Charles to award the Bid for Fall 2015 and Spring 2016 Tree Planting to St. Aubin Nursery.

- *3. Motion to Reject Bids for Cable Storage Shed.
- *4. Motion to approve a **Resolution** Authorizing the Mayor and City Clerk of the City of St. Charles to approve and accept Easement at 2425 W. Main Street (Buona Beef).
- *5. Motion to approve a **Resolution** Authorizing the Director of Public Works to Execute Change Order No. 2 for the Red Gate Water Tower Project to CB&I Constructors, Inc.
- *6. Motion to approve a **Resolution** Authorizing the Mayor and City Clerk of the City of St. Charles to approve the Purchase of a Sanitary Sewer Trailer Pump from Xylem/Godwin.
- *7. Motion to approve a **Resolution** Requesting the Closure of Routes 64 and 31 for the Holiday Homecoming – Electric Christmas Parade.
- *8. Motion to approve Downtown St. Charles Partnership Request for Use of Amplification Equipment and Closure of 1st Street to Host Lighting of Lights in the 1st Street Plaza.

C. Planning and Development

- *1. Motion to accept and place on file the Minutes of the August 10, 2015 Special Joint Meeting of the Plan Commission and Planning and Development Committee.

D. Executive Session

- Personnel
- Pending Litigation
- Probable or Imminent Litigation
- Property Acquisition
- Collective Bargaining
- Review of Minutes of Executive Sessions

E. Additional Items from Mayor, Council, Staff, or Citizens

F. Adjournment



City of St. Charles
I L L I N O I S

Proclamation

MUNICIPAL BUILDING 75TH ANNIVERSARY

WHEREAS, The Municipal Building has been a hallmark of the St. Charles landscape since it opened Labor Day weekend in 1940 to house City offices;

WHEREAS, The Municipal Building was an exceptional gift to the St. Charles community from two of its most generous benefactors: The Norris family who donated the land and the Baker family who provided for the design and construction of the building;

WHEREAS, The Municipal Building was built on the site of a former mill for \$250,000;

WHEREAS, The Municipal Building is a stunning example of the Art Modern style, which combines artistic expression with modern machine age technology, incorporating smooth lines and flat surfaces.

WHEREAS, The Municipal Building is constructed of a black granite base and white Georgian marble, and a striking 84-foot tall octagonal tower with stained glass windows, pierced grillwork, and a diamond shaped translucent top;

WHEREAS, The Municipal Building is an example of innovation and style, as the first permanent building to use fluorescent tube lighting;

WHEREAS, The Municipal Building was named to the National Register of Historic Places in 1991.

NOW, THEREFORE, I, Raymond Rogina, Mayor of the City of St. Charles, do hereby recognize this iconic landmark of the City of St. Charles and look forward to it continuing to majestically stand guard over our community from its perch on the Fox River.

SEAL:



Raymond P. Rogina
Raymond P. Rogina, Mayor



City of St. Charles
I L L I N O I S

Proclamation

UNITED WAY OF CENTRAL KANE COUNTY

WHEREAS, the mission of United Way of Central Kane County is to “foster our community’s capacity to care for one another by connecting resources to programs helping people change their lives; and

WHEREAS, United Way of Central Kane County is the most efficient way to fund a broad network of health and human care services and best meet the needs of our community with 85 cents of every dollar remain right here; and

WHEREAS, United Way of Central Kane County allocates funds to twenty-two not for-profit agencies and their 29 programs, which in turn serve more than 12,000 members of the community; and

WHEREAS, community volunteers ensure that dollars contributed to United Way of Central Kane are well spent by identifying needs, determining priorities, and ensuring that funds go directly to programs that are efficient and effective.


NOW, THEREFORE, I, Raymond Rogina, Mayor of the City of St. Charles, do hereby proclaim **SEPTEMBER 14th THROUGH OCTOBER 31st, 2015** support of the **UNITED WAY OF CENTRAL KANE COUNTY’S CAMPAIGN** kickoff efforts in our community and would like to encourage our citizens to do their part to maintain a strong and healthy community by supporting this organization through volunteerism and financial contributions!

SEAL



Raymond P. Rogina

Raymond P. Rogina, Mayor



City of St. Charles
I L L I N O I S

Proclamation

**Lyme Aide Awareness Day
September 13, 2015**

WHEREAS, the City of St. Charles Illinois, its council and citizens stand firmly committed to promoting awareness in regards to the devastating physical and financial effects of Lyme Disease; and


WHEREAS, Fox River Harley Davidson, St. Charles and the Lyme Aide Team has provided significant leadership in the area of community involvement in the education in regards to this disease; and

WHEREAS, "Lyme Aide," an event promoting awareness and charitable help for victims of Lyme Disease being held on September 13, 2015, will continue on with their support of victims and bring awareness to this disease throughout the community.

NOW, THEREFORE BE IT RESOLVED that I, Raymond P. Rogina, Mayor of the City of St. Charles, Illinois, do hereby proclaim that the month of September will be known as Lyme Disease Awareness Month.

AND BE IT FURTHER RESOLVED that this body enthusiastically endorses the event "Lyme Aide" and recommits our community to engage in programs and activities to bring awareness.

SEAL



Raymond P. Rogina
Raymond P. Rogina, Mayor



City of St. Charles
I L L I N O I S

Proclamation

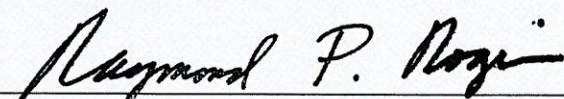
CHAMBER OF COMMERCE WEEK 2015

- WHEREAS,** the **ST. CHARLES CHAMBER OF COMMERCE** works with the businesses, merchants, and industry to advance the civic, economic, industrial, professional, and cultural life of the City of St. Charles; and
- WHEREAS,** **CHAMBERS OF COMMERCE** have contributed to the civic and economic life of Illinois for 177 years since the founding of the Galena Chamber of Commerce in 1838; and
- WHEREAS,** this year marks the 96th anniversary of the founding of the Illinois Chamber of Commerce, the state's leading broad-based business organization; and
- WHEREAS,** the **CHAMBER OF COMMERCE** and its members provide citizens with a strong business environment that increases employment, the retail trade and commerce, and industrial growth in order to make the City of St. Charles a better place to live; and
- WHEREAS,** the **CHAMBER OF COMMERCE** encourages the growth of existing industries, services, and commercial firms and encourages new firms and individuals to locate in the City of St. Charles; and
- WHEREAS,** the State of Illinois is the home to International Chambers of Commerce, the Great Lakes Region Office of the U.S. Chamber of Commerce, the Illinois Chamber of Commerce, and more than 400 local Chambers of Commerce.

THEREFORE, I, Raymond P. Rogina, Mayor of the City of St. Charles, so proclaim **September 14 through September 18, 2015, as CHAMBER OF COMMERCE WEEK** in St. Charles and call its significance to the citizens of the City of St. Charles.

SEAL:




Raymond P. Rogina, Mayor

	AGENDA ITEM EXECUTIVE SUMMARY												
	Title:		Presentation – Recap of Chair-ity Program and recognition of Volunteers										
	Presenter:		Lynne Schwartz – Downtown St. Charles Partnership										
<i>Please check appropriate box:</i>													
<input type="checkbox"/> Government Operations			<input type="checkbox"/> Government Services										
<input type="checkbox"/> Planning & Development			<input checked="" type="checkbox"/> X		<input type="checkbox"/> City Council (9/8/15)								
<table border="1" style="width: 100%;"> <tr> <td>Estimated Cost:</td> <td></td> <td>Budgeted:</td> <td>YES</td> <td></td> <td>NO</td> <td></td> </tr> </table>							Estimated Cost:		Budgeted:	YES		NO	
Estimated Cost:		Budgeted:	YES		NO								
If NO, please explain how item will be funded:													
Executive Summary: <p>The Downtown St. Charles Partnership will provide a recap of the Chair-ity program, which took place from Memorial Day through Labor Day 2015. The program had over 100 participants, with auction proceeds going toward Volunteer Plaza enhancements.</p> <p>Volunteers put in numerous hours, assisting in organizing and orchestrating the program. The DSCP would like to recognize them for their efforts, which have increased the use of public areas and raised money for public improvements.</p>													
Attachments: <i>(please list)</i>													
Recommendation / Suggested Action <i>(briefly explain):</i> Presentation Only - Recap of Chair-ity Program and recognition of Volunteers													
<i>For office use only</i>		<i>Agenda Item Number:</i>											

	AGENDA ITEM EXECUTIVE SUMMARY						
	Title:		Presentation – Recognition of 2015 STC Live Performers				
	Presenter:		Lynne Schwartz – Downtown St. Charles Partnership				
<i>Please check appropriate box:</i>							
		Government Operations				Government Services	
		Planning & Development		X		City Council (10/6/14)	
Estimated Cost:				Budgeted:		YES	NO
If NO, please explain how item will be funded:							
Executive Summary:							
<p>The Downtown St. Charles Partnership and City of ST. Charles will recognize the performers of STC Live. The program organizes live performances throughout downtown St. Charles on Wednesday and Friday evenings during the summer. All participants perform voluntarily and are unpaid. Their donations of time and talent are a wonderful contribution to the community and have assisted in our efforts to create a lively atmosphere downtown.</p>							
Attachments: <i>(please list)</i>							
Recommendation / Suggested Action <i>(briefly explain):</i>							
Presentation only – Recognition of 2015 STC Live Performers							
<i>For office use only</i>		<i>Agenda Item Number:</i>					

MINUTES FROM THE MEETING OF THE ST. CHARLES CITY COUNCIL
HELD ON MONDAY, AUGUST 17, 2015 – 7:00 P.M.
CITY COUNCIL CHAMBERS, IN THE CITY COUNCIL CHAMBERS
2 E. MAIN STREET ST. CHARLES, IL 60174

1. Call To Order By Mayor Raymond Rogina at 7:01 P.M.
2. Roll Call.
Present: Stellato, Silkaitis, Payleitner, Lemke, Turner,
Bancroft, Krieger, Gaugel, Bessner, Lewis
Absent: None
3. Invocation -- Alderman Rita Payleitner
4. Pledge of Allegiance.
5. Presentations:
 - Presentation and swearing in of Firefighter/Paramedic Joseph Rehak to the St. Charles Fire Department.
 - Proclamation Celebrating the 25th Anniversary of the Passage of the Americans with Disabilities Act.
6. Motion by Krieger, seconded by Gaugel to approve the Omnibus Vote.
ROLL CALL VOTE: AYE: Stellato, Silkaitis, Payleitner, Lemke, Turner,
Bancroft, Krieger, Gaugel, Bessner, Lewis
NAY: 0 ABSENT: 0
MOTION CARRIED
7. Motion by Krieger, seconded by Gaugel to accept and place on file minutes of the regular City Council meeting held on August 3, 2015.
ROLL CALL VOTE: AYE: Stellato, Silkaitis, Payleitner, Lemke, Turner,
Bancroft, Krieger, Gaugel, Bessner, Lewis
NAY: 0 ABSENT: 0
MOTION CARRIED (Omnibus Vote)
8. Motion by Krieger, seconded by Gaugel to accept and place on file minutes of the St. Charles Park District & City of St. Charles Board Meeting held on July 23, 2015.
ROLL CALL VOTE: AYE: Stellato, Silkaitis, Payleitner, Lemke, Turner,
Bancroft, Krieger, Gaugel, Bessner, Lewis
NAY: 0 ABSENT: 0
MOTION CARRIED (Omnibus Vote)
- *9. Motion by Krieger, seconded by Gaugel to approve and authorize issuance of vouchers from the Expenditure Approval List for the period 07/20/2015 – 08/02/2015 of in the amount of \$1,024,547.34.
ROLL CALL VOTE: AYE: Stellato, Silkaitis, Payleitner, Lemke, Turner,
Bancroft, Krieger, Gaugel, Bessner, Lewis
NAY: 0 ABSENT: 0
MOTION CARRIED (Omnibus Vote)

I. New Business

- A. Motion by Payleitner, seconded by Turner to approve a recommendation from Mayor Rogina to Appoint John Hrivnak to the Zoning Board of Appeals.

VOICE VOTE UNANIMOUS MOTION CARRIED

- B. Motion by Krieger, seconded by Turner to Approve the Service Agreement and Funding for the History Museum in the amount of \$31,500 for FY 2015-2016.

ROLL CALL VOTE: AYE: Stellato, Silkaitis, Payleitner, Lemke, Turner,
Bancroft, Gaugel, Bessner, Lewis

NAY: Krieger ABSENT: 0

MOTION CARRIED

Chris Minnick, Finance Director

On May 18, 2015, representatives of the History Museum presented to you their annual presentation. This outlined their operations and major initiatives they anticipate undertaking during FY 2015-2016. And generally satisfying the requirement that any agency receiving greater than \$25,000 in annual funding come and make a presentation. Shortly after this presentation, we entered into the discussions about funding outside organizations and ultimately the City Council did enact a 10% reduction for organizations outside of the City itself. This was implemented in June. The service agreement of the History Center was put on hold during that period. It was never brought forward for formal approval. We are taking care of that tonight. The amount requested of \$31,500 does represent a 10% funding reduction earlier this year.

- C. Motion by Bessner, seconded by Turner to approve a Class E-2 Liquor License for Alley 64 for Veterans Wishes/Jack Axe Event at Kane County Fairgrounds.

ROLL CALL VOTE: AYE: Stellato, Silkaitis, Payleitner, Lemke, Turner,
Bancroft, Krieger, Gaugel, Bessner, Lewis

NAY: 0 ABSENT: 0

MOTION CARRIED

Mayor Rogina

To set the stage, Eric came before the Liquor Commission a few hours ago. I started the conversation by saying the process go off to a slow start because it is a little late. However I made the point to him, a) this is a veterans' wishes wounded warrior charity event at the fairgrounds. It involves one of our local businesses, secondly. We had a lot of questions. With conversations with Eric, myself, Chief Keegan, we think he has a presentation that will be more succinct and to the point. Time is off the essence, the dates are August 29 and 30th. We need to make this a fast track item.

Eric Klein, 1122 Morton Street, Batavia

The experience earlier in front of the commission was helpful. This is our first time with this type of event and working with St. Charles. We wanted to address the comments that were made. This new sheet clarifies and we re worked some things to make it so it fits and conforms to the best interest of the public. We wanted to be clear about what the event is and what it does as well as the timing of everything.

The Jack Axe games is a sporting event with a small obstacle course. We throw axes. We do have insurance and we are putting the safety measures. We are petitioning to get a license to serve beer. We are working with Alley 64 to do that. In regards to the timing, the competition will start on Saturday, for individuals, at 8:00. We will be done with that competition at 12:00. We will then open the beer tent when the last competitor is off the course. In our previous proposal we had two locations, one that was outside the fence. We will be bringing that into the grandstand. Now we will have one location with beer and food. We were going to open up the festival for the audience to try things. We are eliminating that all together. The beer tent will open at 12:00 pm and close at 11:00 pm on Saturday. It's one location with all the food in the same place. Working with Alley 64, we are going through their standard protocol for carding everyone, and making sure everyone is banded-21 and older. We will have the Police that are there for security from the City. As well there will be security from Alley 64. The proper beer will be getting the beer from a roped off access area.

We wanted to make sure you know we understand the importance of handling this in an appropriate way. On Sunday, it's an abbreviated day. There are teams of 5. The event will start at 9:00 and everyone will be off the course at 12:00. And then we will open the beer tent until 5:00.

Mayor Rogina

Can you explain the concert that is part of the event, the nonprofit portion.

Mr. Klein

It's actually Operation Warrior Wishes. It is a local charity and one thing that is important for them is that 100% of the ticket sales goes for the vets. They are a charitable organization that they don't take anything for themselves. Exel automotive is involved. The Nissan dealership is playing a big role. So this is a big emphasis, it's going to be a large concert. There are 7-8 different acts that will be performing that night. It's for the benefit for the veterans that night.

Mayor Rogina

Alder. Payleitner and Alder. Lewis do you agree that this is much smoother?

Alder. Payleitner

Yes, thank you.

Mayor Rogina

ESPN has covered some Jack Axe competitions in the past. Chief Keegan is here and available for questions. I see a parallel here to other events at the Kane County fairgrounds. I think it was a wise move on your part to say no armatures throwing axes.

Alder. Lemke

If it's a success and you want to do it next year, start earlier.

Mayor Rogina

That is a good point.

Alder. Lewis

Nice job addressing concerns. I am still having difficulty of how the ordinance is written.

Mayor Rogina

This is in the Council's hands.

II. Committee Reports

A. Government Operations

- *1. Motion by Krieger, seconded by Gaugel to accept and place on file minutes of the Government Operations Committee meeting held on August 3, 2015.

ROLL CALL VOTE: AYE: Stellato, Silkaitis, Payleitner, Lemke, Turner,
Bancroft, Krieger, Gaugel, Bessner, Lewis

NAY: 0 ABSENT: 0

MOTION CARRIED (Omnibus Vote)

- 2. Motion by Stellato, seconded by Turner to approve an Ordinance 2015-M-41 Amending Title 5 “Business Licenses and Regulations”, Chapter 5.08 “Alcoholic Beverages,” Section 5.08.090 “License Classifications/Class B Restaurant Licenses”, Section 5.08.260 “Regulations Applicable to Certain Licenses Only” of the St. Charles Municipal Code.

ROLL CALL VOTE: AYE: Stellato, Silkaitis, Payleitner, Lemke, Turner,
Bancroft, Gaugel, Bessner, Lewis

NAY: Krieger ABSENT: 0

MOTION CARRIED

B. Government Services

None.

C. Planning and Development

- *1. Motion by Krieger, seconded by Gaugel to approve continuing to withhold funding for one Fire Inspector (Fire Lieutenant) position within the Fire Department.

ROLL CALL VOTE: AYE: Stellato, Silkaitis, Payleitner, Lemke, Turner,
Bancroft, Krieger, Gaugel, Bessner, Lewis

NAY: 0 ABSENT: 0

MOTION CARRIED (Omnibus Vote)

- *2. Motion by Krieger, seconded by Gaugel to accept and place on file Historic Preservation Commission Resolution 9-2015 A Resolution Recommending Approval for Landmark Designation (502 S. 4th Avenue – Long House).

ROLL CALL VOTE: AYE: Stellato, Silkaitis, Payleitner, Lemke, Turner,
Bancroft, Krieger, Gaugel, Bessner, Lewis

NAY: 0 ABSENT: 0

MOTION CARRIED (Omnibus Vote)

- *3. Motion by Krieger, seconded by Gaugel to approve an Ordinance 2015-Z-14 designating certain property as a Historic Landmark (502 S. 4th Ave., Long House).

ROLL CALL VOTE: AYE: Stellato, Silkaitis, Payleitner, Lemke, Turner,
Bancroft, Krieger, Gaugel, Bessner, Lewis

NAY: 0 ABSENT: 0

MOTION CARRIED (Omnibus Vote)

- *4. Motion by Krieger, seconded by Gaugel to accept and place on file Plan Commission Resolution 10-2015 A Resolution Recommending Approval of an Application for Special Use for a Transportation Operations Facility, 300 N. Randall Road, Illinois Central School Bus Facility (North Randall Road Partners, LLC).

ROLL CALL VOTE: AYE: Stellato, Silkaitis, Payleitner, Lemke, Turner,
Bancroft, Krieger, Gaugel, Bessner, Lewis

NAY: 0 ABSENT: 0

MOTION CARRIED (Omnibus Vote)

- *5. Motion by Krieger, seconded by Gaugel to approve an Ordinance 2015-Z-15 granting a Special Use for a Transportation Operations Facility (300 N. Randall Road).

ROLL CALL VOTE: AYE: Stellato, Silkaitis, Payleitner, Lemke, Turner,
Bancroft, Krieger, Gaugel, Bessner, Lewis

NAY: 0 ABSENT: 0

MOTION CARRIED (Omnibus Vote)

- *6. Motion by Krieger, seconded by Gaugel to accept and place on file Plan Commission Resolution 11-2015 A Resolution Recommending Approval of an Application for Special Use to amend Ordinance 1982-Z-6 (St. Charles Commercial Center PUD) and establish a new Planned Unit Development, PUD Preliminary Plan and Preliminary/Final Plat of Subdivision for CVS Pharmacy, 1500 Lincoln Hwy. (TMC Illinois 2, LLC).

ROLL CALL VOTE: AYE: Stellato, Silkaitis, Payleitner, Lemke, Turner,
Bancroft, Krieger, Gaugel, Bessner, Lewis

NAY: 0 ABSENT: 0

MOTION CARRIED (Omnibus Vote)

- *7. Motion by Krieger, seconded by Gaugel to approve an Ordinance 2015-Z-16 amending Ordinance 1982-Z-6 (St. Charles Commercial Center PUD) and granting approval of a new Planned Unit Development, PUD Preliminary Plan and Preliminary/Final Plat of Subdivision for CVS Pharmacy, 1500 Lincoln Hwy. (TMC Illinois 2, LLC)

ROLL CALL VOTE: AYE: Stellato, Silkaitis, Payleitner, Lemke, Turner,
Bancroft, Krieger, Gaugel, Bessner, Lewis

NAY: 0 ABSENT: 0

MOTION CARRIED (Omnibus Vote)

- *8. Motion by Krieger, seconded by Gaugel to accept and place on file Plan Commission Resolution 8-2015 A Resolution Recommending Approval of an Application for a Special Use for a Pet Care Facility, 2312 W. Main Street, Loyal Companions Animal Hospital (Loyal Companions, P.C.).

ROLL CALL VOTE: AYE: Stellato, Silkaitis, Payleitner, Lemke, Turner,
Bancroft, Krieger, Gaugel, Bessner, Lewis

NAY: 0 ABSENT: 0

MOTION CARRIED (Omnibus Vote)

- *9. Motion by Krieger, seconded by Gaugel to approve an Ordinance 2015-Z-17 granting approval of a Special Use for Pet Care Facility (2312 W. Main Street – Loyal Companions Animal Hospital).

ROLL CALL VOTE: AYE: Stellato, Silkaitis, Payleitner, Lemke, Turner,
Bancroft, Krieger, Gaugel, Bessner, Lewis

NAY: 0 ABSENT: 0

MOTION CARRIED (Omnibus Vote)

- *10. Motion by Krieger, seconded by Gaugel to accept and place on file Plan Commission Resolution 12-2015 A Resolution Recommending Approval of a Drive-Through Facility Stacking Space Reduction Request for 3875 E. Main Street (Potbelly Sandwich Works, East Gate Commons PUD)

ROLL CALL VOTE: AYE: Stellato, Silkaitis, Payleitner, Lemke, Turner,
Bancroft, Krieger, Gaugel, Bessner, Lewis

NAY: 0 ABSENT: 0

MOTION CARRIED (Omnibus Vote)

- *11. Motion by Krieger, seconded by Gaugel to approve an Ordinance 2015-Z-18 granting approval of a Minor Change to PUD Preliminary Plan and Drive-Through Facility Stacking Space Reduction for 3875 E. Main Street (East Gate Commons PUD).

ROLL CALL VOTE: AYE: Stellato, Silkaitis, Payleitner, Lemke, Turner,
Bancroft, Krieger, Gaugel, Bessner, Lewis

NAY: 0 ABSENT: 0

MOTION CARRIED (Omnibus Vote)

- *12. Motion by Krieger, seconded by Gaugel to approve an Ordinance 2015-Z-19 Amending Title 5 of the St. Charles Municipal Code Entitled "Business Licenses and Regulations" Chapter 5.14 Entitled "Amusement Game Devices" (Amusement Game Device License Fees).

ROLL CALL VOTE: AYE: Stellato, Silkaitis, Payleitner, Lemke, Turner,
Bancroft, Krieger, Gaugel, Bessner, Lewis

NAY: 0 ABSENT: 0

MOTION CARRIED (Omnibus Vote)

- *13. Motion by Krieger, seconded by Gaugel to accept and place on file Plan Commission Resolution 9-2015 A Resolution Recommending Approval of a General Amendment to Chapter 17.16 "Office/Research, Manufacturing and Public Lands District", Section 17.16.030 "Bulk Regulations" (Landscape buffer yards in M-2 Limited Manufacturing District).

ROLL CALL VOTE: AYE: Stellato, Silkaitis, Payleitner, Lemke, Turner,
Bancroft, Krieger, Gaugel, Bessner, Lewis

NAY: 0 ABSENT: 0

MOTION CARRIED (Omnibus Vote)

- *14. Motion by Krieger, seconded by Gaugel to approve an Ordinance 2015-Z-20 Amending Title 17 of the St. Charles Municipal Code Entitled "Zoning", Chapter 17.16 "Office/Research, Manufacturing and Public Lands District", Section 17.16.030 "Bulk Regulations" (Landscape Buffer Yards in M-2 Limited Manufacturing District)

ROLL CALL VOTE: AYE: Stellato, Silkaitis, Payleitner, Lemke, Turner,
Bancroft, Krieger, Gaugel, Bessner, Lewis

NAY: 0 ABSENT: 0

MOTION CARRIED (Omnibus Vote)

- *15. Motion by Krieger, seconded by Gaugel to accept and place on file minutes of the August 10, 2015 Planning & Development Committee.

ROLL CALL VOTE: AYE: Stellato, Silkaitis, Payleitner, Lemke, Turner,
Bancroft, Krieger, Gaugel, Bessner, Lewis

NAY: 0 ABSENT: 0

MOTION CARRIED (Omnibus Vote)

D. No Executive Session

E. Additional Items from Mayor, Council, Staff, or Citizens
Mayor Rogina

- First of all, I would like to recognize the work of Assistance Deputy Police Chief Huffman. He will be leaving St. Charles for Antioch.
- I am looking forward to the Council going back into committee role to discuss the video gaming.
- First of all, I think you will hear from Staff a holistic approach to the subject of video gaming. I have had dialog with the City Administrator Koenen. I think they will present a fair and balanced view on gaming.
- At the last government ops meeting a question was raised about the social costs of gaming. Whether they can be quantified is debatable.
- It's addictive like other access in life. So what I would like to remind the committee to listen to the percentages.
- I don't think we are that naïve in this community. Gaming is all around us. With this device (phone). It's all unregulated.
- It was brought up that the City of St. Charles could bring in \$100,000 to \$600,000. It's possible. This has caught my attention as mayor.
- I challenge you to do the calculations. In order for the City to earn \$100,000 in revenue, \$2 million a year has to be lost. Break it down on a per capita basis. The numbers I get on individual losses are less then a dinner for two at one of our restaurants. The question is if you consider it a loss or entertainment expenditure.
- The potential funding cuts from Springfield. \$1.6 million from the LGDEF distribution to the City. We did not receive our \$60,000 motor fuel tax payment last month. Two quarter million dollar grants are left on the Governor's desk. We may not see that half of million dollars.
- There has been talk about some individuals accepting a property tax increase in lieu of video gaming. The state make take care of that at some point by freezing property taxes.
- Alder. Gangel you made the point that you were concerned about the state overseeing video gaming and changing the rules in the middle of it. I agree with you 100%. I am not sure I have much faith and trust in them myself. Any revenue that we would receive from video gaming, if its approved, should be for special projects not to be part of the regular budget. For example, 7th Avenue Creek, Georges (next door to the Arcada), the active river project, what are we doing with the UP railroad. All are projects to be considered.
- I would like to request of Alder. Stellato, that unless the committee needs further discussion after labor day, I would like a motion to be made tonight to direct Staff to create an ordinance. And then we can vote up or down the day after labor day. Then we can move forward as a group. Staff has done a tremendous job putting information together. Let's move forward.

August 17, 2015

Page 8

F. Adjournment

Motion By Turner, seconded by Bessner, to adjourn meeting

VOICE VOTE

UNANIMOUS

MOTION CARRIED

Meeting adjourned at 7:34 P.M.

Nancy Garrison, City Clerk

CERTIFIED TO BE A TRUE COPY OF ORIGINAL

Nancy Garrison, City Clerk

8/21/2015

**CITY OF ST CHARLES
COMPANY 1000
EXPENDITURE APPROVAL LIST**

8/3/2015 - 8/16/2015

<u>VENDOR</u>	<u>VENDOR NAME</u>	<u>PO NUMBER</u>	<u>AMOUNT</u>	<u>DATE</u>	<u>INVOICE</u>	<u>DESCRIPTION</u>
114	DG HARDWARE	83729	2.06	08/13/2015	63098/F	UPHOLSTRY TACKS
	DG HARDWARE Total		<u>2.06</u>			
138	AFFORDABLE OFFICE INTERIORS	84302	1,654.03	08/06/2015	46619	WORKSTATION CONFIGURE FINAN
	AFFORDABLE OFFICE INTERIORS Total		<u>1,654.03</u>			
139	AFLAC		15.42	08/07/2015	ACAN150807110736HR	AFLAC Cancer Insurance
			24.92	08/07/2015	ACAN150807110736IS (AFLAC Cancer Insurance
			165.02	08/07/2015	ACAN150807110736PD	AFLAC Cancer Insurance
			108.29	08/07/2015	ACAN150807110736PW	AFLAC Cancer Insurance
			25.20	08/07/2015	ADIS150807110736FD (AFLAC Disability and STD
			26.21	08/07/2015	ADIS150807110736FN (AFLAC Disability and STD
			174.45	08/07/2015	ADIS150807110736PD (AFLAC Disability and STD
			20.08	08/07/2015	ADIS150807110736PW	AFLAC Disability and STD
			8.10	08/07/2015	AHIC150807110736FD (AFLAC Hospital Intensive Care
			8.10	08/07/2015	AHIC150807110736PD (AFLAC Hospital Intensive Care
			55.90	08/07/2015	AHIC150807110736PW	AFLAC Hospital Intensive Care
			27.89	08/07/2015	APAC150807110736FD	AFLAC Personal Accident
			16.32	08/07/2015	APAC150807110736FN	AFLAC Personal Accident
			102.08	08/07/2015	APAC150807110736PD	AFLAC Personal Accident
			29.58	08/07/2015	APAC150807110736PW	AFLAC Personal Accident
			13.57	08/07/2015	ASPE150807110736FN	AFLAC Specified Event (PRP)
			32.46	08/07/2015	ASPE150807110736PD	AFLAC Specified Event (PRP)
			17.04	08/07/2015	ASPE150807110736PW	AFLAC Specified Event (PRP)
			60.90	08/07/2015	AVOL150807110736FN	AFLAC Voluntary Indemnity
			99.51	08/07/2015	AVOL150807110736PD	AFLAC Voluntary Indemnity
			72.82	08/07/2015	AVOL150807110736PW	AFLAC Voluntary Indemnity
	AFLAC Total		<u>1,103.86</u>			
140	CINTAS CORPORATION NO 2	84287	514.21	08/06/2015	F9400112255	SERVICE CALL EXTINGUISHER

<u>VENDOR</u>	<u>VENDOR NAME</u>	<u>PO NUMBER</u>	<u>AMOUNT</u>	<u>DATE</u>	<u>INVOICE</u>	<u>DESCRIPTION</u>
	CINTAS CORPORATION NO 2 Total		<u>514.21</u>			
177	AL PIEMONTE CADILLAC INC					
		83737	43.00	08/13/2015	102081	PANEL RO 53022 VEH 1774
		84744	702.40	08/13/2015	102097	INVENTORY ITEMS
	AL PIEMONTE CADILLAC INC Total		<u>745.40</u>			
194	ILL CHAP OF AMER PLAN ASSOC					
			100.00	08/06/2015	0389	DE JOB POST MARCH 2015
	ILL CHAP OF AMER PLAN ASSOC Total		<u>100.00</u>			
250	ARCHON CONSTRUCTION CO					
		80859	8,167.20	08/13/2015	15-376F	201 E MAIN ST
	ARCHON CONSTRUCTION CO Total		<u>8,167.20</u>			
272	ASK ENTERPRISES & SON INC					
		84538	1,310.50	08/13/2015	22963	INVENTORY ITEMS
		84680	295.00	08/13/2015	22964	INVENTORY ITEMS
	ASK ENTERPRISES & SON INC Total		<u>1,605.50</u>			
275	ASSOCIATION FOR INDIVIDUAL					
			27,000.00	08/13/2015	081115	MENTAL HEALTH 1ST INSTALLMEN
	ASSOCIATION FOR INDIVIDUAL Total		<u>27,000.00</u>			
289	AURORA AREA SPRINGS					
		83738	1,566.04	08/13/2015	055333	V#1793 RO#53001
	AURORA AREA SPRINGS Total		<u>1,566.04</u>			
298	AWARDS CONCEPTS					
		83800	501.54	08/06/2015	I0369040	M MUSTARD
		83800	253.73	08/06/2015	I0369041	B BYRNE
		83800	284.03	08/06/2015	I0369295	AWARDS MIKE GRIESBAUM
		83800	154.47	08/13/2015	I0370047	E MAJEWSKI
	AWARDS CONCEPTS Total		<u>1,193.77</u>			
304	BACKGROUNDS ONLINE					
		83801	324.00	08/06/2015	451610	JUNE BACKGROUND CHECKS
	BACKGROUNDS ONLINE Total		<u>324.00</u>			
305	BADGER METER INC					
		84094	2,473.36	08/06/2015	1052347	INVENTORY ITEMS

<u>VENDOR</u>	<u>VENDOR NAME</u>	<u>PO NUMBER</u>	<u>AMOUNT</u>	<u>DATE</u>	<u>INVOICE</u>	<u>DESCRIPTION</u>
	BADGER METER INC Total		<u>2,473.36</u>			
364	STATE STREET COLLISION	84805	75.00	08/13/2015	10619	REPAIR CRACKED FENDER
	STATE STREET COLLISION Total		<u>75.00</u>			
366	B & L LANDSCAPE CONTRACTORS	83719	2,935.00	08/06/2015	22739	PRAIRIE STREET
		83719	124.00	08/06/2015	22744	SVC 1122 GRAY ST PRKWY
	B & L LANDSCAPE CONTRACTORS Total		<u>3,059.00</u>			
372	BLUFF CITY MATERIALS	84041	962.00	08/06/2015	17862	DUMP CHARGES
		84041	37.00	08/06/2015	18049	DUMP CHARGES
		84041	185.00	08/06/2015	18229	DUMP CHARGES
	BLUFF CITY MATERIALS Total		<u>1,184.00</u>			
381	BOTTOMLINE PERSONAL		39.00	08/06/2015	072115BV	RENEWAL FOR BC&E
	BOTTOMLINE PERSONAL Total		<u>39.00</u>			
382	BOUND TREE MEDICAL LLC	84755	239.00	08/13/2015	81857508	REUSABLE ADULT SENSOR HEAR
	BOUND TREE MEDICAL LLC Total		<u>239.00</u>			
414	JAMES BURDEN		85.14	08/06/2015	072715	TOOLS - ACCIDENT RECON
	JAMES BURDEN Total		<u>85.14</u>			
426	CADA POOLS & SPAS	84768	251.88	08/13/2015	33030	BIOGUARD ANTI FOAM FOUNTAIN
	CADA POOLS & SPAS Total		<u>251.88</u>			
460	CASA KANE COUNTY		2,500.00	08/13/2015	081115	MENTAL HEALTH 1ST INSTALLMEN
	CASA KANE COUNTY Total		<u>2,500.00</u>			
466	CCMSI	83803	4,687.00	08/13/2015	0092823-IN	CLAIMS FEE 2ND QUARTER
	CCMSI Total		<u>4,687.00</u>			

<u>VENDOR</u>	<u>VENDOR NAME</u>	<u>PO NUMBER</u>	<u>AMOUNT</u>	<u>DATE</u>	<u>INVOICE</u>	<u>DESCRIPTION</u>
467	PAHCS II		129.00	08/06/2015	171237	JUNE POST OFFER/TESTING
	PAHCS II Total		<u>129.00</u>			
473	AT&T MOBILITY		31.65	08/06/2015	287258511326X08012015	SVC 7-24 THRU 8-23-15
	AT&T MOBILITY Total		<u>31.65</u>			
506	CHICAGO COMM SERVICE LLC	84439	2,316.60	08/06/2015	273920	MISC SUPPLIES POLICE DEPT
	CHICAGO COMM SERVICE LLC Total		<u>2,316.60</u>			
508	WEST PAYMENT CENTER	83786	15.77	08/06/2015	2743167-0	OFFICE SUPPLIES POLICE DEPT
		83786	15.77	08/06/2015	2743167-0	OFFICE SUPPLIES POLICE DEPT
		83786	-15.77	08/06/2015	2743167-0	OFFICE SUPPLIES POLICE DEPT
		83786	-15.77	08/06/2015	2743167-0	OFFICE SUPPLIES POLICE DEPT
	WEST PAYMENT CENTER Total		<u>0.00</u>			
512	NORTHWEST NEWS GROUP	84161	825.00	08/13/2015	130061-0715	CERT OF PUBLICATION/JULY 2015
	NORTHWEST NEWS GROUP Total		<u>825.00</u>			
517	CINTAS CORPORATION	83739	86.58	08/06/2015	344246765	WEEKLY UNIFORM CLEANING FLE
		83739	86.58	08/13/2015	344250127	FLEET UNIFORM SVC
	CINTAS CORPORATION Total		<u>173.16</u>			
558	COMMUNITY CRISIS CENTER INC		6,500.00	08/13/2015	081115	MENTAL HEALTH 1ST INSTALLMEN
	COMMUNITY CRISIS CENTER INC Total		<u>6,500.00</u>			
561	COMBINED CHARITIES CAMPAIGN		56.30	08/07/2015	CCCA150807110736FN	Combined Charities Campaign
			8.00	08/07/2015	CCCA150807110736HR	Combined Charities Campaign
			15.00	08/07/2015	CCCA150807110736IS	Combined Charities Campaign
			30.00	08/07/2015	CCCA150807110736PD	Combined Charities Campaign
			2.77	08/07/2015	CCCA150807110736PW	Combined Charities Campaign
	COMBINED CHARITIES CAMPAIGN Total		<u>112.07</u>			
563	CDW GOVERNMENT INC					

<u>VENDOR</u>	<u>VENDOR NAME</u>	<u>PO NUMBER</u>	<u>AMOUNT</u>	<u>DATE</u>	<u>INVOICE</u>	<u>DESCRIPTION</u>
		84579	37.12	08/06/2015	WT26092	EPSON ULTRACHROME INK
		84731	108.76	08/06/2015	WT94974	SEA CONST SAS ENT 7.2K
		84620	21.34	08/13/2015	WW81851	SONG CBL EVID CAMERA
		84793	147.92	08/13/2015	WZ72852	KINGSTON 8GB MODULE
		84802	53.48	08/13/2015	WZ77675	FLASH DRIVES
	CDW GOVERNMENT INC Total		368.62			
564	COMCAST OF CHICAGO INC					
			13.93	08/13/2015	072515CH	TKT#R491775471 - CRED \$99.95
			29.57	08/06/2015	072515FD	SVC 8-7 THRU 9-6-15
			33.73	08/06/2015	072715PW	SVC 8-7 THRU 9-6-15
	COMCAST OF CHICAGO INC Total		77.23			
579	COMMUNICATIONS DIRECT INC					
		84539	165.54	08/06/2015	IN131551	INVENTORY ITEMS
		84624	119.70	08/06/2015	SR107572	SAMPLEX POWER SUPPLY
	COMMUNICATIONS DIRECT INC Total		285.24			
596	CONCUT INC					
		84763	505.29	08/13/2015	INV1098098	INVENTORY ITEMS
		84763	138.30	08/13/2015	INV1098381	INVENTORY ITEMS
	CONCUT INC Total		643.59			
626	FOX VALLEY PREGNANCY CENTER					
			250.00	08/13/2015	081115	MENTAL HEALTH 1ST INSTALLMEN
	FOX VALLEY PREGNANCY CENTER Total		250.00			
639	CUMMINS NPOWER LLC					
		84753	100.00	08/06/2015	711-33532	V#1728 RO#52994
	CUMMINS NPOWER LLC Total		100.00			
642	CUSTOM WELDING & FAB INC					
		84596	750.00	08/06/2015	150143	FABRICATE WASHINGTON LFT ST/
		83740	132.65	08/06/2015	150144	REPAIR - ALUMINUM FENDER
	CUSTOM WELDING & FAB INC Total		882.65			
655	JOE DAVILA					
			138.50	08/13/2015	080715	BOOTS - FIREGROUND SUPPLY 7-;
	JOE DAVILA Total		138.50			
683	DE MAR TREE & LANDSCAPE SVC					

<u>VENDOR</u>	<u>VENDOR NAME</u>	<u>PO NUMBER</u>	<u>AMOUNT</u>	<u>DATE</u>	<u>INVOICE</u>	<u>DESCRIPTION</u>
		83932	9,586.20	08/13/2015	7619	LINE CLEARING ELECTRIC DEPT
	DE MAR TREE & LANDSCAPE SVC Total		<u>9,586.20</u>			
714	DIVE RIGHT IN SCUBA INC	84714	465.00	08/06/2015	67351	CLASSES - B WILTON
	DIVE RIGHT IN SCUBA INC Total		<u>465.00</u>			
729	THYSSEN KRUPP ELEVATOR CORP	84200	2,455.05	08/13/2015	6000145507	ELEV REPAIRS - 10 STATE AVE
	THYSSEN KRUPP ELEVATOR CORP Total		<u>2,455.05</u>			
740	DRIESSEN CONSTRUCTION CO	84415	16,200.00	08/06/2015	120673	CONCRETE RESTORATIONS
		84497	11,900.00	08/13/2015	120687	CONCRETE FOUNDATION-SCULPT
	DRIESSEN CONSTRUCTION CO Total		<u>28,100.00</u>			
767	EAGLE ENGRAVING INC	83881	618.50	08/06/2015	2015-1512	DISPLAY FIRE AXE/HANDLE
		83881	618.50	08/06/2015	2015-1512	DISPLAY FIRE AXE/HANDLE
		83881	-618.50	08/06/2015	2015-1512	DISPLAY FIRE AXE/HANDLE
		83881	-618.50	08/06/2015	2015-1512	DISPLAY FIRE AXE/HANDLE
	EAGLE ENGRAVING INC Total		<u>0.00</u>			
772	ECKER CENTER FOR MENTAL HEALTH		29,500.00	08/13/2015	081115	MENTAL HEALTH 1ST INSTALLMEN
	ECKER CENTER FOR MENTAL HEALTH Total		<u>29,500.00</u>			
776	HD SUPPLY WATERWORKS	84128	3,388.00	08/13/2015	D983187	INVENTORY ITEMS
			-422.00	08/13/2015	E057055	CRED INV#D983187 PO#84128
		84654	1,311.00	08/13/2015	E171827	MISC PVC PARTS
		84611	328.00	08/06/2015	E195325	INVENTORY ITEMS
		84611	1,433.94	08/06/2015	E208630	INVENTORY ITEMS
		84351	11.75	08/06/2015	E223205	INVENTORY ITEMS
	HD SUPPLY WATERWORKS Total		<u>6,050.69</u>			
783	ELDERDAY CENTER INC		7,000.00	08/13/2015	081115	MENTAL HEALTH 1ST INSTALLMEN
	ELDERDAY CENTER INC Total		<u>7,000.00</u>			
789	HD SUPPLY POWER SOLUTIONS LTD					

<u>VENDOR</u>	<u>VENDOR NAME</u>	<u>PO NUMBER</u>	<u>AMOUNT</u>	<u>DATE</u>	<u>INVOICE</u>	<u>DESCRIPTION</u>
		84567	376.65	08/13/2015	2920959-01	HPS TUBE CABLE COUPLERS
		84459	195.00	08/13/2015	2927963-00	INVENTORY ITEMS
		84610	2,384.91	08/14/2015	2928018-02	INVENTORY ITEMS
	HD SUPPLY POWER SOLUTIONS LTD Total		2,956.56			
815	ENGINEERING ENTERPRISES INC					
		76065	2,028.06	08/06/2015	56662	PROJECT BILLING THRU 6-20-15
	ENGINEERING ENTERPRISES INC Total		2,028.06			
826	BORDER STATES					
		84470	24.40	08/06/2015	909560204	INVENTORY ITEMS
		84697	864.36	08/06/2015	909659450	INVENTORY ITEMS
		84590	1,064.18	08/06/2015	909689959	BATTER 12V
		84865	126.11	08/13/2015	909775560	INVENTORY ITEMS
	BORDER STATES Total		2,079.05			
830	ESRI					
		84595	1,605.00	08/06/2015	93004341	BUILDING GEODATABASES ROHRB/
	ESRI Total		1,605.00			
840	EXECUTIVE CAR WASH LLC					
		84665	800.00	08/06/2015	3-A	CAR WASH VOUCHERS POLICE DE
	EXECUTIVE CAR WASH LLC Total		800.00			
870	FIRE PENSION FUND					
			334.55	08/07/2015	FP1%150807110736FD	Fire Pension 1% Fee
			832.45	08/07/2015	FRP2150807110736FD	Fire Pension Tier 2
			15,406.55	08/07/2015	FRPN150807110736FD	Fire Pension
	FIRE PENSION FUND Total		16,573.55			
876	FIRST ENVIRONMENTAL LAB INC					
		83875	72.00	08/06/2015	122807	LAB SUPPLIES EFFLUENT MONITC
	FIRST ENVIRONMENTAL LAB INC Total		72.00			
884	FISHER SCIENTIFIC					
		84688	297.09	08/13/2015	6638950	SCRDEW CAP TUBE
	FISHER SCIENTIFIC Total		297.09			
888	J C SCHULTZ ENTERPRISES					
		84461	250.30	08/06/2015	0000341945	INVENTORY ITEMS

<u>VENDOR</u>	<u>VENDOR NAME</u>	<u>PO NUMBER</u>	<u>AMOUNT</u>	<u>DATE</u>	<u>INVOICE</u>	<u>DESCRIPTION</u>
	J C SCHULTZ ENTERPRISES Total		<u>250.30</u>			
891	FLEET SAFETY SUPPLY					
		83467	5,444.24	08/06/2015	63080	MISC FD SUPPLIES
		83743	159.58	08/13/2015	63369	55 WATT ROTATOR
		83743	472.26	08/13/2015	63372	700 SERIES LED INTRNL FLASH
		83743	277.46	08/13/2015	63419	TRUCK 101 VEH 1728 LENS LIGHT
		83743	555.90	08/13/2015	63420	DRIVER 100 WATT FLEET DEPT
	FLEET SAFETY SUPPLY Total		<u>6,909.44</u>			
912	FOX VALLEY SPECIAL RECREATION					
			625.00	08/13/2015	081115	MENTAL HEALTH 1ST INSTALLMEN
	FOX VALLEY SPECIAL RECREATION Total		<u>625.00</u>			
916	FOX VALLEY FIRE & SAFETY INC					
		83910	114.00	08/13/2015	928541	SVC AUG THRU OCT 2015
		83910	114.00	08/13/2015	928805	SVC AUG THRU OCT 2015
		83910	114.00	08/13/2015	928834	SVC AUG THRU OCT 2015
		83910	114.00	08/13/2015	928841	SVC AUG THRU OCT 2015
		83910	114.00	08/13/2015	928897	SVC AUG THRU OCT 2015
		83910	114.00	08/13/2015	928898	SVC AUG THRU OCT 2015
		83910	114.00	08/13/2015	928911	SVC AUG THRU OCT 2015
		83910	114.00	08/13/2015	928912	SVC AUG THRU OCT 2015
		83910	114.00	08/13/2015	929020	SVC AUG THRU OCT 2015
		83910	114.00	08/13/2015	929021	SVC AUG THRU OCT 2015
		83910	114.00	08/13/2015	929022	SVC AUG THRU OCT 2015
		83910	114.00	08/13/2015	929023	SVC AUG THRU OCT 2015
		83910	114.00	08/13/2015	929048	SVC AUG THRU OCT 2015
	FOX VALLEY FIRE & SAFETY INC Total		<u>1,482.00</u>			
917	FOX VALLEY HOSPICE					
			8,250.00	08/13/2015	081115	MENTAL HEALTH 1ST INSTALLMEN
	FOX VALLEY HOSPICE Total		<u>8,250.00</u>			
944	GALLS AN ARAMARK COMPANY					
		83791	25.69	08/06/2015	003793513	POLICE DEPT UNIFORMS
		83791	45.94	08/06/2015	003794988	POLICE DEPT UNIFORMS
		83791	42.44	08/06/2015	003794993	POLICE DEPT UNIFORMS
		83791	42.45	08/13/2015	003830822	POLICE DEPT UNIFORMS
		83791	138.98	08/13/2015	003839035	POLICE DEPT UNIFORMS

<u>VENDOR</u>	<u>VENDOR NAME</u>	<u>PO NUMBER</u>	<u>AMOUNT</u>	<u>DATE</u>	<u>INVOICE</u>	<u>DESCRIPTION</u>
		83791	95.00	08/06/2015	22730	OAT ST
		83791	95.00	08/06/2015	22730	OAT ST
		83791	-95.00	08/06/2015	22730	OAT ST
		83791	-95.00	08/06/2015	22730	OAT ST
	GALLS AN ARAMARK COMPANY Total		295.50			
956	CITY OF GENEVA					
		83966	129,329.00	08/13/2015	2016-00000013	TRI-COM DISPATCH - AUGUST
	CITY OF GENEVA Total		129,329.00			
989	GORDON FLESCH CO INC					
			68.00	08/06/2015	IN11208511	STAPLES - PW
			18.59	08/13/2015	IN11230328	MONTHLY BILLING POLICE DEPT
	GORDON FLESCH CO INC Total		86.59			
991	ILLINOIS GFOA					
		84951	55.00	08/13/2015	081015	WEBINAR BANKING SERVICES JHE
	ILLINOIS GFOA Total		55.00			
1006	ST CHARLES CONVENTION					
			87,750.00	08/13/2015	VCCGRE0615	HTL TAX DSBRSMT MAY-JUNE
	ST CHARLES CONVENTION Total		87,750.00			
1019	G SNOW & SONS					
		84837	1,683.00	08/06/2015	8908	SVC 1202 S 4TH ST
	G SNOW & SONS Total		1,683.00			
1036	HARRIS BANK NA					
			1,404.00	08/07/2015	UNF 150807110736FD (Union Dues - IAFF
	HARRIS BANK NA Total		1,404.00			
1040	BUILDERS PAVING LLC					
		80193	1,972.40	08/13/2015	1402203	SVCS AUG THRU SEPT 2014
		80193	9,537.42	08/13/2015	1402204	STREET REHAB PROGRAM
		80193	56,011.99	08/13/2015	1402204-MFT	2014 MFT PAYOUT
			-2,355.00	08/13/2015	C1402203	CREDIT IN#1402203
	BUILDERS PAVING LLC Total		65,166.81			
1066	STEVE HERRA					
			86.39	08/13/2015	080415	BOOTS-FARM & FLEET 8-4-15

<u>VENDOR</u>	<u>VENDOR NAME</u>	<u>PO NUMBER</u>	<u>AMOUNT</u>	<u>DATE</u>	<u>INVOICE</u>	<u>DESCRIPTION</u>
	STEVE HERRA Total		<u>86.39</u>			
1104	HOVING PIT STOP INC	83887	9,360.18	08/06/2015	9898	STREET SWEEPING THRU 7-13-15
	HOVING PIT STOP INC Total		<u>9,360.18</u>			
1106	CAPITAL ONE NATIONAL ASSOC	84783	396.75	08/06/2015	521006782000	INVENTORY ITEMS
		84703	37.47	08/06/2015	521006782000A	DEV ENG COFFEE SUPPLIES
		84845	8.69	08/06/2015	521006919000	COFFEE SUPPLIES - HR
		83944	179.90	08/13/2015	52172218000	COFFEE PUBLIC WORKS
		84907	53.97	08/13/2015	521722218000A	COFFEE ELECTRIC DEPT
		84907	35.98	08/13/2015	521722218000B	COFFEE INVENTORY CONTROL
		84966	249.99	08/13/2015	521926405000	REPLACEMENT SAFE UTILITY BILL
	CAPITAL ONE NATIONAL ASSOC Total		<u>962.75</u>			
1113	HUFF & HUFF INC	84349	725.00	08/06/2015	0706013	PROJECT BILLING THRU 7/24/15
	HUFF & HUFF INC Total		<u>725.00</u>			
1133	IBEW LOCAL 196		154.18	08/07/2015	UNE 150807110736PW	Union Due - IBEW
			682.75	08/07/2015	UNEW150807110736PW	Union Due - IBEW - percent
	IBEW LOCAL 196 Total		<u>836.93</u>			
1134	IBM CORP	84747	5,754.10	08/13/2015	8292349	IBM DOMINO LICENSES
	IBM CORP Total		<u>5,754.10</u>			
1136	ICMA RETIREMENT CORP		359.10	08/07/2015	080715	PLAN 109830 ICMA
			146.43	08/07/2015	C401150807110736CA (401A Savings Plan Company
			439.27	08/07/2015	C401150807110736CD (401A Savings Plan Company
			442.90	08/07/2015	C401150807110736FD (401A Savings Plan Company
			518.80	08/07/2015	C401150807110736FN (401A Savings Plan Company
			150.52	08/07/2015	C401150807110736HR (401A Savings Plan Company
			340.83	08/07/2015	C401150807110736IS 0	401A Savings Plan Company
			697.26	08/07/2015	C401150807110736PD (401A Savings Plan Company
			791.35	08/07/2015	C401150807110736PW	401A Savings Plan Company
			146.43	08/07/2015	E401150807110736CA (401A Savings Plan Employee

<u>VENDOR</u>	<u>VENDOR NAME</u>	<u>PO NUMBER</u>	<u>AMOUNT</u>	<u>DATE</u>	<u>INVOICE</u>	<u>DESCRIPTION</u>
			439.27	08/07/2015	E401150807110736CD (401A Savings Plan Employee
			442.90	08/07/2015	E401150807110736FD (401A Savings Plan Employee
			518.80	08/07/2015	E401150807110736FN (401A Savings Plan Employee
			150.52	08/07/2015	E401150807110736HR (401A Savings Plan Employee
			340.83	08/07/2015	E401150807110736IS 0	401A Savings Plan Employee
			697.26	08/07/2015	E401150807110736PD (401A Savings Plan Employee
			791.35	08/07/2015	E401150807110736PW (401A Savings Plan Employee
			1,346.15	08/07/2015	ICMA150807110736CA (ICMA Deductions - Dollar Amt
			1,858.00	08/07/2015	ICMA150807110736CD (ICMA Deductions - Dollar Amt
			1,950.00	08/07/2015	ICMA150807110736FD (ICMA Deductions - Dollar Amt
			1,317.31	08/07/2015	ICMA150807110736FN (ICMA Deductions - Dollar Amt
			780.00	08/07/2015	ICMA150807110736HR (ICMA Deductions - Dollar Amt
			925.00	08/07/2015	ICMA150807110736IS 0	ICMA Deductions - Dollar Amt
			11,055.01	08/07/2015	ICMA150807110736PD (ICMA Deductions - Dollar Amt
			7,335.07	08/07/2015	ICMA150807110736PW	ICMA Deductions - Dollar Amt
			195.21	08/07/2015	ICMP150807110736CA (ICMA Deductions - Percent
			424.05	08/07/2015	ICMP150807110736CD (ICMA Deductions - Percent
			1,803.06	08/07/2015	ICMP150807110736FD (ICMA Deductions - Percent
			711.53	08/07/2015	ICMP150807110736FN (ICMA Deductions - Percent
			1,315.66	08/07/2015	ICMP150807110736IS 0	ICMA Deductions - Percent
			1,768.70	08/07/2015	ICMP150807110736PD (ICMA Deductions - Percent
			893.92	08/07/2015	ICMP150807110736PW	ICMA Deductions - Percent
			125.00	08/07/2015	ROTH150807110736FD	Roth IRA Deduction
			25.00	08/07/2015	ROTH150807110736FN	Roth IRA Deduction
			292.30	08/07/2015	ROTH150807110736HR	Roth IRA Deduction
			690.00	08/07/2015	ROTH150807110736PD	Roth IRA Deduction
			576.67	08/07/2015	ROTH150807110736PW	Roth IRA Deduction
			10.00	08/07/2015	RTHA150807110736CD	Roth 457 - Dollar Amount
			261.00	08/07/2015	RTHA150807110736FD	Roth 457 - Dollar Amount
			60.00	08/07/2015	RTHA150807110736HR	Roth 457 - Dollar Amount
			50.00	08/07/2015	RTHA150807110736IS (Roth 457 - Dollar Amount
			25.00	08/07/2015	RTHA150807110736PD	Roth 457 - Dollar Amount
			972.31	08/07/2015	RTHA150807110736PW	Roth 457 - Dollar Amount
			150.96	08/07/2015	RTHP150807110736FD	Roth 457 - Percent
			98.93	08/07/2015	RTHP150807110736PD	Roth 457 - Percent
			28.29	08/07/2015	RTHP150807110736PW	Roth 457 - Percent
			44,457.95			
	ICMA RETIREMENT CORP Total					
1149	ILLINOIS ENVIRONMENTAL					

<u>VENDOR</u>	<u>VENDOR NAME</u>	<u>PO NUMBER</u>	<u>AMOUNT</u>	<u>DATE</u>	<u>INVOICE</u>	<u>DESCRIPTION</u>
			174,210.57	08/03/2015	L172344-8	DEBT SVC PROJ#L17-2344
			276,682.89	08/03/2015	L174716-2	DEBT SVC PROJ#L17-4716
	ILLINOIS ENVIRONMENTAL Total		450,893.46			
1154	ILLINOIS LAW ENFORCEMENT					
		84906	240.00	08/13/2015	DUES4919	ILEAS 2015 ANNUAL MEMBERSHIP
	ILLINOIS LAW ENFORCEMENT Total		240.00			
1163	ILLINOIS FOX VALLEY SHRM					
			20.00	08/06/2015	082015	PROGRAM/LUNCH = CREEDON
	ILLINOIS FOX VALLEY SHRM Total		20.00			
1170	ILLINOIS PAPER AND COPIER CO					
		84581	1,044.05	08/06/2015	IN173796	INVENTORY ITEMS
		84681	1,140.00	08/13/2015	IN174274	INVENTORY ITEMS
	ILLINOIS PAPER AND COPIER CO Total		2,184.05			
1171	ILLINOIS STATE POLICE					
			89.25	08/13/2015	081115	PRINT FEE FOR LICENSES
	ILLINOIS STATE POLICE Total		89.25			
1181	IPPFA					
			150.00	08/06/2015	092415	RETILREMENT CLASS - CREEDON
	IPPFA Total		150.00			
1202	ILLINOIS EPA					
			500.00	08/13/2015	081015	FIRST ST - AREA 4
		84609	32,500.00	08/07/2015	IL0022705-15	DOMESTIC SEWAGE SLUDGE GEN
		84609	15,000.00	08/07/2015	IL0026808-15	DOMESTIC SEWAGE
		84609	500.00	08/07/2015	ILR006252-15	STORMWATER INDUSTRIAL
		84609	1,000.00	08/07/2015	ILR400454-15	STORMWATER
	ILLINOIS EPA Total		49,500.00			
1223	INITIAL IMPRESSIONS EMBROIDERY					
		84426	119.20	08/06/2015	P55618	SHIRTS AND LOGOS
	INITIAL IMPRESSIONS EMBROIDERY Total		119.20			
1231	INSTITUTE FOR PUBLIC SAFETY					
		84806	4,900.00	08/06/2015	LIN2015.37	APPLICANT TESTING
	INSTITUTE FOR PUBLIC SAFETY Total		4,900.00			

<u>VENDOR</u>	<u>VENDOR NAME</u>	<u>PO NUMBER</u>	<u>AMOUNT</u>	<u>DATE</u>	<u>INVOICE</u>	<u>DESCRIPTION</u>
1240	INTERSTATE BATTERY SYSTEM OF					
		84754	92.95	08/13/2015	10059203	V#2017 RO#53044
		84712	324.85	08/06/2015	60311825	INVENTORY ITEMS
	INTERSTATE BATTERY SYSTEM OF Total		417.80			
1275	JAMES D SKAAR LAW OFFICES					
			125.00	08/13/2015	080615	SVCS RE: 116 S 7TH ST
	JAMES D SKAAR LAW OFFICES Total		125.00			
1278	EASTER SEALS DUPAGE AND					
			1,250.00	08/13/2015	081115	MENTAL HEALTH 1ST INSTALLMEN
	EASTER SEALS DUPAGE AND Total		1,250.00			
1313	KANE COUNTY RECORDERS OFFICE					
			81.00	08/13/2015	159508	2015K034273
	KANE COUNTY RECORDERS OFFICE Total		81.00			
1330	DAY ONE NETWORK INC					
			1,000.00	08/13/2015	081115	MENTAL HEALTH 1ST INSTALLMEN
	DAY ONE NETWORK INC Total		1,000.00			
1387	KONICA MINOLTA BUS SOLUTIONS					
			198.00	08/06/2015	9001586629	SVC 6-19 THRU 7-18-15
			257.42	08/13/2015	9001598999	MONTHLY BILLING COPIES
	KONICA MINOLTA BUS SOLUTIONS Total		455.42			
1392	ESI CONSULTANTS LTD					
		83407	1,532.00	08/06/2015	15287	PROJECT BILLING FY 2016
		83407	270.00	08/06/2015	15287/A	PROJECT BILLING FY 2015
	ESI CONSULTANTS LTD Total		1,802.00			
1395	KRAMER TREE SPECIALISTS					
		83878	22,440.00	08/11/2015	50943	BRUSH REMOVAL JULY 2015
	KRAMER TREE SPECIALISTS Total		22,440.00			
1396	CORY KRUPKE					
			11.00	08/06/2015	081715	PER DIEM 8-17-15
	CORY KRUPKE Total		11.00			
1403	WEST VALLEY GRAPHICS & PRINT					
		83787	76.50	08/06/2015	12294	BUISNESS CARDS CHARLES PIERI

<u>VENDOR</u>	<u>VENDOR NAME</u>	<u>PO NUMBER</u>	<u>AMOUNT</u>	<u>DATE</u>	<u>INVOICE</u>	<u>DESCRIPTION</u>
	WEST VALLEY GRAPHICS & PRINT Total		<u>76.50</u>			
1412	JOHN LAMB		85.00	08/13/2015	090315	IWEA WORKSHOP 9-3-15
	JOHN LAMB Total		<u>85.00</u>			
1442	LAZARUS HOUSE		22,550.00	08/13/2015	081115	MENTAL HEALTH 1ST INSTALLMEN
	LAZARUS HOUSE Total		<u>22,550.00</u>			
1450	LEE JENSEN SALES CO INC					
		84501	1,680.00	08/06/2015	148623	SPREADER (8)
		83766	31.50	08/13/2015	148682	SERVICE/LABOR
		83766	55.00	08/13/2015	148683	SERVICE/LABOR GMI PS200
		84501	991.00	08/13/2015	148699	MISC BLADES AND SAWS
	LEE JENSEN SALES CO INC Total		<u>2,757.50</u>			
1472	LIVING WELL CANCER RES CTR		4,500.00	08/13/2015	081115	MENTAL HEALTH 1ST INSTALLMEN
	LIVING WELL CANCER RES CTR Total		<u>4,500.00</u>			
1473	KATHY LAMKIN		27.44	08/12/2015	081215	REIMBURSEMENT PAYROLL DED.
	KATHY LAMKIN Total		<u>27.44</u>			
1489	LOWES					
		83749	55.03	08/13/2015	01804	MISC HARDWARE/SUPPLIES
		83749	56.98	08/06/2015	02005A	MISC HARDWARE/SUPPLIES
		83730	8.44	08/13/2015	02006A	PIPES/ADAPTERS
		84722	98.64	08/06/2015	02170A	INVENTORY ITEMS
		83730	37.92	08/13/2015	02533	MISC HARDWARE/SUPPLIES
		83957	21.44	08/13/2015	02546A	ENV SERVICES TOP CHOICE KD W
		83730	28.44	08/13/2015	02643D	MISC HARDWARE/SUPPLIES
		83730	23.64	08/06/2015	02740	MISC HARDWARE/SUPPLIES
		83730	15.87	08/13/2015	02755C	MISC HARDWARE/SUPPLIES
		83730	26.67	08/06/2015	02818	PLUMBING SUPPLIES
		83730	6.06	08/06/2015	02834	MISC PLUMBING SUPPLIES
		83730	369.72	08/13/2015	02918A	MISC HARDWARE/SUPPLIES
		83730	26.66	08/13/2015	02970	SUPPLIES FOR PD/FACILITIES
		84638	596.60	08/06/2015	87796	GTE REFRIGERATOR

<u>VENDOR</u>	<u>VENDOR NAME</u>	<u>PO NUMBER</u>	<u>AMOUNT</u>	<u>DATE</u>	<u>INVOICE</u>	<u>DESCRIPTION</u>
			-598.50	08/06/2015	87798	ORG PURCHASE INV 86939
		84741	263.93	08/13/2015	88716	INVENTORY ITEMS
		84746	517.38	08/13/2015	88982	INVENTORY ITEMS
		84761	48.63	08/13/2015	89144	INVENTORY ITEMS
	LOWES Total		1,603.55			
1494	LYNN PEAVEY COMPANY					
		84736	192.00	08/13/2015	305523	MISC SUPPLIES - PD
	LYNN PEAVEY COMPANY Total		192.00			
1556	NIKOS TOOLS LLC					
		84737	24.50	08/06/2015	86255	TOOL REPLACEMENT
	NIKOS TOOLS LLC Total		24.50			
1565	SHANE MCCARTY					
			65.00	08/13/2015	081215	CDL RENEWAL
	SHANE MCCARTY Total		65.00			
1571	MCCANN INDUSTRIES INC					
		83888	263.00	08/13/2015	01360680	48" STABILA ELECTRON
	MCCANN INDUSTRIES INC Total		263.00			
1582	MCMaster CARR SUPPLY CO					
		84739	46.84	08/06/2015	35059007A	INVENTORY ITEMS
		84774	63.26	08/13/2015	35464376	INVENTORY ITEMS
	MCMaster CARR SUPPLY CO Total		110.10			
1603	METRO WEST COG					
		84844	50.00	08/06/2015	2328	GOLF OUTING = ROGINA/KOENEN
	METRO WEST COG Total		50.00			
1604	METRO TANK AND PUMP COMPANY					
		84796	394.25	08/13/2015	12797	REPAIR CORRODED WIRING
		84473	360.00	08/13/2015	12800	BLANK CHIP KEYS
	METRO TANK AND PUMP COMPANY Total		754.25			
1606	METROPOLITAN MAYORS CAUCUS					
		84872	1,483.83	08/06/2015	2015-232	CAUCUS DUES RENEWAL
	METROPOLITAN MAYORS CAUCUS Total		1,483.83			
1613	METROPOLITAN ALLIANCE OF POL					

<u>VENDOR</u>	<u>VENDOR NAME</u>	<u>PO NUMBER</u>	<u>AMOUNT</u>	<u>DATE</u>	<u>INVOICE</u>	<u>DESCRIPTION</u>
			858.00	08/07/2015	UNP 150807110736PD (Union Dues - IMAP
			22.00	08/13/2015	UNP 150810144458PD (Union Dues - IMAP
			99.00	08/07/2015	UNPS150807110736PD	Union Dues-Police Sergeants
	METROPOLITAN ALLIANCE OF POL Total		979.00			
1626	MIDWEST AIR PRO					
		84832	658.10	08/06/2015	12655	SERVICE CALL 6-9-15 FD#1
	MIDWEST AIR PRO Total		658.10			
1637	FLEETPRIDE INC					
		83745	224.39	08/06/2015	69854949	MISC FLEET DEPT PARTS
		83745	365.21	08/13/2015	70964862	PARTS = TRK 1934
		83745	94.78	08/13/2015	70981916	5" ELBOW ALUMINIZED
			120.60	08/13/2015	71026718A	ITEM RETURNED-CRED#71189411
			-83.08	08/13/2015	71159767	CRED INV#70964862
			-120.00	08/13/2015	CM71189411	CREDIT INV71026718
	FLEETPRIDE INC Total		601.90			
1651	MNJ TECHNOLOGIES DIRECT INC					
		84732	1,165.00	08/06/2015	0003405599	HP LASERJET PRINTER
		84733	135.52	08/06/2015	0003405770	BROTHER DRUM CARTRIDGE
	MNJ TECHNOLOGIES DIRECT INC Total		1,300.52			
1668	FERGUSON ENTERPRISES INC					
		84551	66.41	08/06/2015	1914969	INVENTORY ITEMS
		84791	10.30	08/06/2015	1917115	INVENTORY ITEMS
		84866	15.94	08/13/2015	1917567	INVENTORY ITEMS
		84866	7.97	08/13/2015	1917567-1	INVENTORY ITEMS
	FERGUSON ENTERPRISES INC Total		100.62			
1686	NAPA AUTO PARTS					
		83826	39.63	08/13/2015	474507	V#1797 RO#52992
		83826	48.96	08/06/2015	475004	V#1934 RO#52002
	NAPA AUTO PARTS Total		88.59			
1704	NCPERS IL IMRF					
			8.00	08/07/2015	NCP2150807110736PD	NCPERS 2
			24.00	08/07/2015	NCP2150807110736PW	NCPERS 2
	NCPERS IL IMRF Total		32.00			
1705	NEENAH FOUNDRY COMPANY CORP					

<u>VENDOR</u>	<u>VENDOR NAME</u>	<u>PO NUMBER</u>	<u>AMOUNT</u>	<u>DATE</u>	<u>INVOICE</u>	<u>DESCRIPTION</u>
		84880	1,100.20	08/13/2015	131540	INVENTORY ITEMS
	NEENAH FOUNDRY COMPANY CORP Total		<u>1,100.20</u>			
1745	NICOR					
			421.94	08/06/2015	0929 6 JULY 29 2015	SVC 6-22 TJHRU 7-23-15
			29.01	08/06/2015	1000 4 JULY 30 2015	VCS 6-19 THRU 7-21-15
			95.01	08/06/2015	4625 3 AUG 4 2015	SVC 7-2 THRU 8-3-15
	NICOR Total		<u>545.96</u>			
1747	COMPASS MINERALS AMERICA INC					
		39	2,676.31	08/13/2015	71359671	COARSE ROCK SALT
	COMPASS MINERALS AMERICA INC Total		<u>2,676.31</u>			
1756	NORTH CENTRAL LABORATORIES					
		83873	636.66	08/06/2015	358603	MISC LAB SUPPLIES
	NORTH CENTRAL LABORATORIES Total		<u>636.66</u>			
1775	RAY O'HERRON CO					
		83795	58.49	08/06/2015	1524964--IN	JACKET/LOSURDO
		83914	185.06	08/06/2015	1539486-IN	FIRE DEPT BADGES
		83795	16.17	08/06/2015	1539618-IN	POLICE DEPT UNIFORMS
	RAY O'HERRON CO Total		<u>259.72</u>			
1783	ON TIME EMBROIDERY INC					
		83919	87.00	08/13/2015	25279	UNIFORMS - FD
		83919	108.00	08/13/2015	25347	UNIFORMS - FD
		83919	115.00	08/06/2015	25553	FIRE DEPT UNIFORMS
		83919	98.00	08/06/2015	25807	FIRE DEPT PANTS
		83919	54.00	08/06/2015	E 24943	UNIFORMS - FD
		83919	46.00	08/06/2015	E 25306	FIRE DEPT UNIFORMS
		83919	46.00	08/06/2015	E 25306	FIRE DEPT UNIFORMS
		83919	-46.00	08/06/2015	E 25306	FIRE DEPT UNIFORMS
		83919	-46.00	08/06/2015	E 25306	FIRE DEPT UNIFORMS
		83919	18.00	08/06/2015	E 25551	FIRE DEPT UNIFORMS
		83919	18.00	08/06/2015	E 25551	FIRE DEPT UNIFORMS
		83919	-18.00	08/06/2015	E 25551	FIRE DEPT UNIFORMS
		83919	-18.00	08/06/2015	E 25551	FIRE DEPT UNIFORMS
		83919	42.00	08/06/2015	E 25648	FIRE DEPT EMBROIDERY
		83919	36.00	08/13/2015	E 25835	UNIFORMS - FD

<u>VENDOR</u>	<u>VENDOR NAME</u>	<u>PO NUMBER</u>	<u>AMOUNT</u>	<u>DATE</u>	<u>INVOICE</u>	<u>DESCRIPTION</u>
	ON TIME EMBROIDERY INC Total		<u>540.00</u>			
1786	OPEN SYSTEMS INTERNATIONAL INC					
		84517	695.00	08/06/2015	USFM15-REG-07	2015 OSI USER FORUM
		84517	695.00	08/06/2015	USFM15-REG-08	2015 OSI USER FORUM G SITLER
	OPEN SYSTEMS INTERNATIONAL INC Total		<u>1,390.00</u>			
1790	MATT O'ROURKE					
			238.10	08/06/2015	082015	REIMB RENT CAR - ICSC 8-20~21
			132.00	08/13/2015	08202115	PER DIEM IEDC - 8-20 ~ 8-21-15
	MATT O'ROURKE Total		<u>370.10</u>			
1814	PATTEN INDUSTRIES INC					
		84873	69.90	08/13/2015	P50C0910201	NUT AND ROD END BRG
	PATTEN INDUSTRIES INC Total		<u>69.90</u>			
1852	SHERRI M BOS					
		83418	5,000.00	08/06/2015	2535	SERVICE/LABOR
	SHERRI M BOS Total		<u>5,000.00</u>			
1861	POLICE PENSION FUND					
			1,984.48	08/07/2015	PLP2150807110736PD (Police Pension Tier 2
			237.20	08/10/2015	PLP2150810144458PD (Police Pension Tier 2
			16,683.09	08/07/2015	PLPN150807110736PD	Police Pension
	POLICE PENSION FUND Total		<u>18,904.77</u>			
1890	LEGAL SHIELD					
			28.98	08/07/2015	PPLS150807110736FD (Pre-Paid Legal Services
			177.94	08/07/2015	PPLS150807110736PD (Pre-Paid Legal Services
			22.08	08/07/2015	PPLS150807110736PW	Pre-Paid Legal Services
	LEGAL SHIELD Total		<u>229.00</u>			
1898	PRIORITY PRODUCTS INC					
		84693	38.88	08/06/2015	858206	FLEET DEPT PARTS
		83754	56.04	08/06/2015	858373	RO 52967 VEH 4099
		83754	69.45	08/13/2015	858618	V#5299 RO#53004
	PRIORITY PRODUCTS INC Total		<u>164.37</u>			
1900	PROVIDENT LIFE & ACCIDENT					
			26.76	08/07/2015	POPT150807110736FD	Provident Optional Life

<u>VENDOR</u>	<u>VENDOR NAME</u>	<u>PO NUMBER</u>	<u>AMOUNT</u>	<u>DATE</u>	<u>INVOICE</u>	<u>DESCRIPTION</u>
	PROVIDENT LIFE & ACCIDENT Total		<u>26.76</u>			
1901	THE PROUD FOX GALLERY & FRAME	84707	332.80	08/06/2015	18313	CUSTOM PLAQUE DARGIS
	THE PROUD FOX GALLERY & FRAME Total		<u>332.80</u>			
1905	PRO AIR LLC	84303	56.93	08/06/2015	0321687-IN	EXPAN BLOCK VALVE KIT
	PRO AIR LLC Total		<u>56.93</u>			
1940	RADCO COMMUNICATIONS INC	83466	2,534.06	08/13/2015	80905	SVC/INSTALL UNIT#103
		83781	219.70	08/13/2015	80906	REPAIRS - UNITS 24 AND 1806
	RADCO COMMUNICATIONS INC Total		<u>2,753.76</u>			
1942	RAISE RITE CONCRETE LIFTING	83889	4,240.00	08/06/2015	00069706	RAISE/SUPPORT SIDEWALKS
	RAISE RITE CONCRETE LIFTING Total		<u>4,240.00</u>			
1992	RENZ ADDICTION COUNSELING CTR		31,500.00	08/13/2015	081115	MENTAL HEALTH 1ST INSTALLMEN
	RENZ ADDICTION COUNSELING CTR Total		<u>31,500.00</u>			
1998	RURAL ELECTRIC SUPPLY CO OP	84792	279.00	08/06/2015	617028-00	INVENTORY ITEMS
	RURAL ELECTRIC SUPPLY CO OP Total		<u>279.00</u>			
2010	RIGGS BROS INC	84726	395.00	08/06/2015	124216	REPAIR SEAT AND BUCKLE
	RIGGS BROS INC Total		<u>395.00</u>			
2021	ROADWAY TOWING	83833	208.00	08/06/2015	1007492	TRUCK TESTING
		83833	77.00	08/06/2015	1007531	TRUCK TESTING
		83833	59.00	08/13/2015	1007588	TEST V#1927 & 2185
	ROADWAY TOWING Total		<u>344.00</u>			
2032	POMPS TIRE SERVICE INC	84254	2,318.43	08/13/2015	640032364	MISC REPAIR
		83752	436.64	08/13/2015	640032431	V#1732 RO#52717
		84526	346.22	08/06/2015	640032700	INVENTORY ITEMS

<u>VENDOR</u>	<u>VENDOR NAME</u>	<u>PO NUMBER</u>	<u>AMOUNT</u>	<u>DATE</u>	<u>INVOICE</u>	<u>DESCRIPTION</u>
		84526	523.89	08/13/2015	640032701	INVENTORY ITEMS
		83752	367.00	08/06/2015	640032984	FLEET DEPT LABOR/PARTS
	POMPS TIRE SERVICE INC Total		3,992.18			
2037	ROTARY CLUB OF ST CHARLES					
			170.00	08/13/2015	3064	JUL - SEPT 2015 = C MINICK
	ROTARY CLUB OF ST CHARLES Total		170.00			
2053	SAFE STEP LLC					
		83890	20,000.00	08/13/2015	2267	REPAIR SIDEWALK TRIP HAZARDS
	SAFE STEP LLC Total		20,000.00			
2055	SAFETY-KLEEN					
		84757	884.71	08/06/2015	67411693A	FLEET DEPT SOLVENTS
	SAFETY-KLEEN Total		884.71			
2064	SANTANNA NATURAL GAS CORP					
			1,997.43	08/06/2015	080115	MONTHLY SVCS JUN-JUL 2015
	SANTANNA NATURAL GAS CORP Total		1,997.43			
2067	SAUBER MFG CO					
		84807	377.75	08/13/2015	PSI170443	TRAILER 2169 REPAIR
	SAUBER MFG CO Total		377.75			
2084	SCHULHOF COMPANY					
		83894	211.04	08/06/2015	2886050	PVC QUIET CHECK VALVE
		83894	17.20	08/06/2015	2886574	PLUMBING SUPPLIES
		83894	306.13	08/06/2015	2886878	PLUMBING SUPPLIES
	SCHULHOF COMPANY Total		534.37			
2096	SCHINDLER ELEVATOR CORPORATION					
		84835	660.00	08/13/2015	7152187353	FIRST STREET PARKING DECK TEI
	SCHINDLER ELEVATOR CORPORATION Total		660.00			
2102	SEAGRAVE FIRE APPARATUS LLC					
		84315	1,465.79	08/06/2015	0092043	STEP REAR EXT 9"
		83759	102.43	08/13/2015	0092420	DOOR HANSEN 30#
	SEAGRAVE FIRE APPARATUS LLC Total		1,568.22			
2123	SERVICE MECHANICAL INDUSTRIES					
		84502	322.00	08/06/2015	5938	REPAIRS CITY HALL

<u>VENDOR</u>	<u>VENDOR NAME</u>	<u>PO NUMBER</u>	<u>AMOUNT</u>	<u>DATE</u>	<u>INVOICE</u>	<u>DESCRIPTION</u>
		84266	1,343.00	08/13/2015	5966	INSTALL NEW BEARINGS - PW
		84772	396.78	08/13/2015	S53886	REPAIR LEAKING UNIIONS - CS
	SERVICE MECHANICAL INDUSTRIES Total		2,061.78			
2137	SHERWIN WILLIAMS					
		84233	236.67	08/06/2015	4847-8	WATER DEPT SUPPLIES FIRE HYD
		84233	732.48	08/06/2015	5589-1	WATER DEPT SUPPLIES HYDRANT
	SHERWIN WILLIAMS Total		969.15			
2157	SISLERS ICE & DAIRY LTD					
		83943	138.00	08/06/2015	195679	WEEKLY ICE DELIVERY PUBLIC WI
	SISLERS ICE & DAIRY LTD Total		138.00			
2163	SKYLINE TREE SERVICE &					
		84015	340.00	08/13/2015	2400	301 S 3RD AVE TREE REMOVAL
	SKYLINE TREE SERVICE & Total		340.00			
2168	SMITH ECOLOGICAL SYSTEMS INC					
		84717	758.00	08/06/2015	19113	ACUTEC 35 CHLORINE SENSOR
	SMITH ECOLOGICAL SYSTEMS INC Total		758.00			
2201	STANDARD EQUIPMENT CO					
		84423	269.94	08/06/2015	C03569	SWIVEL JOINT
		84773	357.85	08/13/2015	C04906	V#1706 RO#52998
		84745	824.64	08/13/2015	C07462	INVENTORY ITEMS
	STANDARD EQUIPMENT CO Total		1,452.43			
2214	ST CHARLES CHAMBER OF COMMERCE					
		83836	625.00	08/06/2015	56775	INDUSTRIAL SCHOLARSHIP
	ST CHARLES CHAMBER OF COMMERCE Total		625.00			
2216	ST CHARLES PARK DISTRICT					
		82635	20,000.00	08/13/2015	549	RIVER CORRIDOR MASTER PLAN
	ST CHARLES PARK DISTRICT Total		20,000.00			
2235	STEINER ELECTRIC COMPANY					
		83204	5,680.00	08/06/2015	S005026280.002	INVENTORY ITEMS
		84649	146.16	08/06/2015	S005093107.003	INVENTORY ITEMS
		83750	49.84	08/13/2015	S005110058.001	WW DIVISION SUPPLIES
	STEINER ELECTRIC COMPANY Total		5,876.00			

<u>VENDOR</u>	<u>VENDOR NAME</u>	<u>PO NUMBER</u>	<u>AMOUNT</u>	<u>DATE</u>	<u>INVOICE</u>	<u>DESCRIPTION</u>
2238	STEPHEN A LASER ASSOCIATES	84925	550.00	08/13/2015	2003994	FD ASSESSMENT - J REHAK
	STEPHEN A LASER ASSOCIATES Total		550.00			
2250	STREICHERS	79539	11.99	08/06/2015	I1161809	POLICE DEPT UNIFORMS
		83111	304.00	08/13/2015	I1162457	
		84604	31.00	08/13/2015	I1163035	BULB REPLACEMENT-SHIELD LIGHT
	STREICHERS Total		346.99			
2255	SUBURBAN LABORATORIES INC	84231	245.00	08/13/2015	125070	SVCS RADIOLOGICAL ELEMENTS
	SUBURBAN LABORATORIES INC Total		245.00			
2259	SUBURBAN ACCENTS INC	84661	1,075.00	08/13/2015	22530	GRAPHICS AND LETTERING SUV
	SUBURBAN ACCENTS INC Total		1,075.00			
2264	SUICIDE PREVENTION SERVICES		8,000.00	08/13/2015	081115	MENTAL HEALTH 1ST INSTALLMENT
	SUICIDE PREVENTION SERVICES Total		8,000.00			
2273	SUPERIOR ASPHALT MATERIALS LLC	38	1,059.57	08/13/2015	20150436	ASPHALT
	SUPERIOR ASPHALT MATERIALS LLC Total		1,059.57			
2301	GENERAL CHAUFFERS SALES DRIVER		151.50	08/07/2015	UNT 150807110736CD	Union Dues - Teamsters
			124.00	08/07/2015	UNT 150807110736FN	Union Dues - Teamsters
			2,259.00	08/07/2015	UNT 150807110736PW	Union Dues - Teamsters
	GENERAL CHAUFFERS SALES DRIVER Total		2,534.50			
2316	THOMPSON AUTO SUPPLY INC	84838	46.75	08/06/2015	2-306014	INVENTORY ITEMS
		84912	27.05	08/13/2015	2-306519	INVENTORY ITEMS
		83815	1,828.60	08/06/2015	4177-0715	FLEET PARTS - JULY 2015
	THOMPSON AUTO SUPPLY INC Total		1,902.40			
2356	TRICITY HEALTH PARTNERSHIP		4,000.00	08/13/2015	081115	MENTAL HEALTH 1ST INSTALLMENT

<u>VENDOR</u>	<u>VENDOR NAME</u>	<u>PO NUMBER</u>	<u>AMOUNT</u>	<u>DATE</u>	<u>INVOICE</u>	<u>DESCRIPTION</u>
	TRICITY HEALTH PARTNERSHIP Total		<u>4,000.00</u>			
2357	TRI CITY FAMILY SERVICES		94,500.00	08/13/2015	081115	MENTAL HEALTH 1ST INSTALLMEN
	TRI CITY FAMILY SERVICES Total		<u>94,500.00</u>			
2359	COLTHARPS SALES & SERVICE	84901	101.90	08/13/2015	38418	V#9199 RO#53084
	COLTHARPS SALES & SERVICE Total		<u>101.90</u>			
2401	UNIVERSAL UTILITY SUPPLY INC	83250	7,208.00	08/06/2015	3019795	INVENTORY ITEMS
		84787	419.65	08/13/2015	3019831	INVENTORY ITEMS
		84941	539.00	08/13/2015	3019890	INVENTORY ITEMS
	UNIVERSAL UTILITY SUPPLY INC Total		<u>8,166.65</u>			
2403	UNITED PARCEL SERVICE		23.36	08/06/2015	0000650961305	SHIPPING
			53.55	08/13/2015	0000650961315	SHIPPING
	UNITED PARCEL SERVICE Total		<u>76.91</u>			
2404	HD SUPPLY FACILITIES MAINT LTD	84230	52.47	08/06/2015	678251	MULITI PURPOSE CHEMICAL FILTE
		84770	53.01	08/13/2015	705851	ACRYLIC SIGHT GLASS TUBE
	HD SUPPLY FACILITIES MAINT LTD Total		<u>105.48</u>			
2421	ROBERT VANN		91.43	08/06/2015	080515	PETTY CASH
	ROBERT VANN Total		<u>91.43</u>			
2425	VEHICLE MAINTENANCE PROGRAM	84689	631.00	08/06/2015	INV-242366	INVENTORY ITEMS
	VEHICLE MAINTENANCE PROGRAM Total		<u>631.00</u>			
2428	VERMEER MIDWEST	84759	106.92	08/13/2015	P91003	INVENTORY ITEMS
	VERMEER MIDWEST Total		<u>106.92</u>			
2429	VERIZON WIRELESS		188.21	08/06/2015	9749604279	SVC 6-24 THRU 7-23-15
			13,300.38	08/13/2015	9750049041	MONTHLY BILLING JULY 2015

<u>VENDOR</u>	<u>VENDOR NAME</u>	<u>PO NUMBER</u>	<u>AMOUNT</u>	<u>DATE</u>	<u>INVOICE</u>	<u>DESCRIPTION</u>
	VERIZON WIRELESS Total		<u>13,488.59</u>			
2446	WALTER VOELSCH		175.00	08/06/2015	072915	BOOTS FIREGRND SUPPLY 7-23-15
	WALTER VOELSCH Total		<u>175.00</u>			
2470	WAREHOUSE DIRECT					
		84431	34.75	08/06/2015	2734398-0	PW OFFICE SUPPLIES
		83841	24.00	08/06/2015	2753590-0	POLICE DEPT OFFICE SUPPLIES
		83763	86.68	08/06/2015	2756448-0	OFFICE SUPPLIES FINANCE DEPT
		83823	79.10	08/06/2015	2756702-0	MISC OFFICE SUPPLIES CITY HALL
		83885	78.92	08/06/2015	2759477-0	OFFICE SUPPLIES FIRE DEPT
		83942	88.83	08/06/2015	2760507-0	OFFICE SUPPLIES AND TEA
		83841	19.96	08/06/2015	2762689-0A	OFFICE SUPPLIES LABEL
		83837	15.32	08/13/2015	2763351-0	OFFICE SUPPLIES COMM DEV
		84359	97.41	08/13/2015	2766323-0	MISC OFFICE SUPPLIES BC&E
		83885	192.53	08/13/2015	2768325-0	OFFICE SUPPLIES FIRE DEPT
			-69.93	08/13/2015	C2768325-0	CRED INV 2768325-0
			-70.08	08/13/2015	C2777184-0	CREDIT INV#2777184-0
	WAREHOUSE DIRECT Total		<u>577.49</u>			
2473	WASCO TRUCK REPAIR CO					
		83832	63.50	08/06/2015	131530	TRUCK TESTING
		83832	32.00	08/13/2015	131641	TRUCK TESTING
	WASCO TRUCK REPAIR CO Total		<u>95.50</u>			
2477	WASCO LAWN & POWER INC					
		83899	69.95	08/13/2015	191617	CARBURETOR
	WASCO LAWN & POWER INC Total		<u>69.95</u>			
2478	WATER PRODUCTS AURORA					
		84250	323.52	08/13/2015	0259274	LOWER ROD W/STUD WTR DEPT
	WATER PRODUCTS AURORA Total		<u>323.52</u>			
2485	WILLS BURKE KELSEY ASSOC LTD					
		84238	350.00	08/06/2015	15316	SVC 5-1 THRU 6-10-15
		84238	702.50	08/06/2015	15366	SVCS 5-31 THRU 6-27-15
	WILLS BURKE KELSEY ASSOC LTD Total		<u>1,052.50</u>			
2503	INLAND POWER GROUP INC					
		83747	49.44	08/06/2015	5510754-00	VEH 1793 RO 52937

<u>VENDOR</u>	<u>VENDOR NAME</u>	<u>PO NUMBER</u>	<u>AMOUNT</u>	<u>DATE</u>	<u>INVOICE</u>	<u>DESCRIPTION</u>
	INLAND POWER GROUP INC Total		<u>49.44</u>			
2506	EESCO					
		83608	500.00	08/06/2015	128527	INVENTORY ITEMS
		83645	10,495.00	08/06/2015	128529	INVENTORY ITEMS
		84521	549.60	08/13/2015	148646	SPLITTER KIT
		84521	1,740.00	08/13/2015	155936	POLIMOLDS
	EESCO Total		<u>13,284.60</u>			
2543	WREDLING MIDDLE SCHOOL					
			1,000.00	08/13/2015	081115	MENTAL HEALTH 1ST INSTALLMEN
	WREDLING MIDDLE SCHOOL Total		<u>1,000.00</u>			
2545	GRAINGER INC					
		84715	369.72	08/06/2015	9793258691	INVENTORY ITEMS
		84728	203.56	08/06/2015	9794819558	INVENTORY ITEMS
		84751	306.63	08/13/2015	9797854479	MISC ELBOWS WW DIVISION
		84764	158.68	08/13/2015	9798903895	STRAPPING CUTTER
		84799	82.02	08/13/2015	9802890294	INVENTORY ITEMS
	GRAINGER INC Total		<u>1,120.61</u>			
2631	ZIMMERMAN FORD INC					
		84474	142.50	08/06/2015	80509	RUBBER FLOOR MATS F250
		84871	73.50	08/13/2015	81480	INVENTORY ITEMS
		83761	3,409.20	08/06/2015	S43-0716	MONTHLY BILLING JULY 2015
	ZIMMERMAN FORD INC Total		<u>3,625.20</u>			
2637	ILLINOIS DEPT OF REVENUE					
			147,628.99	08/13/2015	081315	ELEC EXCISE TAX
			747.77	08/07/2015	ILST150807110736CA 0	Illinois State Tax
			1,316.72	08/07/2015	ILST150807110736CD 0	Illinois State Tax
			5,804.28	08/07/2015	ILST150807110736FD 0	Illinois State Tax
			1,605.24	08/07/2015	ILST150807110736FN 0	Illinois State Tax
			1,682.96	08/07/2015	ILST150807110736HR 0	Illinois State Tax
			1,155.16	08/07/2015	ILST150807110736IS 0	Illinois State Tax
			7,206.72	08/07/2015	ILST150807110736PD 0	Illinois State Tax
			9,506.73	08/07/2015	ILST150807110736PW (Illinois State Tax
			30.94	08/07/2015	ILST150807122517PD 0	Illinois State Tax
			116.78	08/10/2015	ILST150810144458PD 0	Illinois State Tax

<u>VENDOR</u>	<u>VENDOR NAME</u>	<u>PO NUMBER</u>	<u>AMOUNT</u>	<u>DATE</u>	<u>INVOICE</u>	<u>DESCRIPTION</u>
	ILLINOIS DEPT OF REVENUE Total		<u>176,802.29</u>			
2638	INTERNAL REVENUE SERVICE					
			1,544.28	08/07/2015	FICA150807110736CA (FICA Employee
			2,497.55	08/07/2015	FICA150807110736CD (FICA Employee
			365.93	08/07/2015	FICA150807110736FD (FICA Employee
			3,024.02	08/07/2015	FICA150807110736FN (FICA Employee
			2,747.62	08/07/2015	FICA150807110736HR (FICA Employee
			2,290.24	08/07/2015	FICA150807110736IS 0	FICA Employee
			2,157.70	08/07/2015	FICA150807110736PD (FICA Employee
			17,434.85	08/07/2015	FICA150807110736PW (FICA Employee
			1,540.86	08/07/2015	FICE150807110736CA (FICA Employer
			2,500.97	08/07/2015	FICE150807110736CD (FICA Employer
			365.93	08/07/2015	FICE150807110736FD (FICA Employer
			3,024.02	08/07/2015	FICE150807110736FN (FICA Employer
			2,747.62	08/07/2015	FICE150807110736HR (FICA Employer
			2,290.24	08/07/2015	FICE150807110736IS 0	FICA Employer
			2,157.70	08/07/2015	FICE150807110736PD (FICA Employer
			17,434.85	08/07/2015	FICE150807110736PW (FICA Employer
			3,470.67	08/07/2015	FIT 150807110736CA 0	Federal Withholding Tax
			4,662.09	08/07/2015	FIT 150807110736CD 0	Federal Withholding Tax
			23,008.67	08/07/2015	FIT 150807110736FD 0	Federal Withholding Tax
			5,917.01	08/07/2015	FIT 150807110736FN 0	Federal Withholding Tax
			9,255.33	08/07/2015	FIT 150807110736HR 0	Federal Withholding Tax
			3,647.31	08/07/2015	FIT 150807110736IS 0	Federal Withholding Tax
			26,959.51	08/07/2015	FIT 150807110736PD 0	Federal Withholding Tax
			34,832.31	08/07/2015	FIT 150807110736PW 0	Federal Withholding Tax
			92.74	08/07/2015	FIT 150807122517PD 0	Federal Withholding Tax
			576.82	08/10/2015	FIT 150810144458PD 0	Federal Withholding Tax
			364.46	08/07/2015	MEDE150807110736CA	Medicare Employee
			584.09	08/07/2015	MEDE150807110736CD	Medicare Employee
			2,546.76	08/07/2015	MEDE150807110736FD	Medicare Employee
			707.26	08/07/2015	MEDE150807110736FN	Medicare Employee
			642.60	08/07/2015	MEDE150807110736HR	Medicare Employee
			535.65	08/07/2015	MEDE150807110736IS (Medicare Employee
			3,338.08	08/07/2015	MEDE150807110736PD	Medicare Employee
			4,077.50	08/07/2015	MEDE150807110736PW	Medicare Employee
			11.96	08/07/2015	MEDE150807122517PD	Medicare Employee
			49.80	08/10/2015	MEDE150810144458PD	Medicare Employee

<u>VENDOR</u>	<u>VENDOR NAME</u>	<u>PO NUMBER</u>	<u>AMOUNT</u>	<u>DATE</u>	<u>INVOICE</u>	<u>DESCRIPTION</u>
			363.66	08/07/2015	MEDR150807110736CA	Medicare Employer
			584.89	08/07/2015	MEDR150807110736CD	Medicare Employer
			2,546.76	08/07/2015	MEDR150807110736FD	Medicare Employer
			707.26	08/07/2015	MEDR150807110736FN	Medicare Employer
			642.60	08/07/2015	MEDR150807110736HR	Medicare Employer
			535.65	08/07/2015	MEDR150807110736IS	Medicare Employer
			3,338.08	08/07/2015	MEDR150807110736PD	Medicare Employer
			4,077.50	08/07/2015	MEDR150807110736PW	Medicare Employer
			11.96	08/07/2015	MEDR150807122517PD	Medicare Employer
			49.80	08/10/2015	MEDR150810144458PD	Medicare Employer
	INTERNAL REVENUE SERVICE Total		202,263.16			
2639	STATE DISBURSEMENT UNIT					
			440.93	08/07/2015	000000037150807110736	IL Child Support Amount 1
			465.36	08/07/2015	000000064150807110736	IL Child Support Amount 2
			795.70	08/07/2015	000000135150807110736	IL Child Support Amount 1
			600.00	08/07/2015	000000191150807110736	IL Child Support Amount 1
			923.08	08/07/2015	000000197150807110736	IL CS Maintenance 1
			1,661.54	08/07/2015	000000202150807110736	IL CS Maintenance 1
			545.00	08/07/2015	000000206150807110736	IL Child Support Amount 1
			580.00	08/07/2015	000000292150807110736	IL Child Support Amount 1
			369.23	08/07/2015	000000486150807110736	IL Child Support Amount 1
			334.16	08/07/2015	000001163150807110736	IL Child Support Amount 1
	STATE DISBURSEMENT UNIT Total		6,715.00			
2643	DELTA DENTAL					
			5,502.61	08/04/2015	080415	DELTA DENTAL CLAIMS
			3,141.40	08/11/2015	081115	DELTA DENTAL CLAIMS
	DELTA DENTAL Total		8,644.01			
2644	IMRF					
			202,710.19	08/10/2015	081015	IMRF PAYROLL JULY 2015
	IMRF Total		202,710.19			
2648	HEALTH CARE SERVICE CORP					
			58,480.98	08/04/2015	080415	MEDICAL CLAIMS
	HEALTH CARE SERVICE CORP Total		58,480.98			
2652	JPMORGAN CHASE BANK NA					
			128,048.77	08/11/2015	081115	JP MORGAN CHASE - JULY 2015

<u>VENDOR</u>	<u>VENDOR NAME</u>	<u>PO NUMBER</u>	<u>AMOUNT</u>	<u>DATE</u>	<u>INVOICE</u>	<u>DESCRIPTION</u>
	JPMORGAN CHASE BANK NA Total		<u>128,048.77</u>			
2682	INFRASTRUCTURE TECHNOLOGIES LL	82059	2,220.00	08/13/2015	14003	
	INFRASTRUCTURE TECHNOLOGIES LL Total		<u>2,220.00</u>			
2683	CONTINENTAL AMERICAN INSURANCE		59.89	08/07/2015	ACCG150807110736FD	AFLAC Accident Plan
			34.94	08/07/2015	ACCG150807110736FN	AFLAC Accident Plan
			7.48	08/07/2015	ACCG150807110736HR	AFLAC Accident Plan
			17.48	08/07/2015	ACCG150807110736IS	AFLAC Accident Plan
			156.12	08/07/2015	ACCG150807110736PD	AFLAC Accident Plan
			85.54	08/07/2015	ACCG150807110736PW	AFLAC Accident Plan
	CONTINENTAL AMERICAN INSURANCE Total		<u>361.45</u>			
2738	TRI-R SYSTEMS INCORPORATED					
		84821	1,150.00	08/06/2015	004027	SVC CALL ON 3-18-15
		84821	405.00	08/06/2015	004028	SVC CALL ON 3-6-15
	TRI-R SYSTEMS INCORPORATED Total		<u>1,555.00</u>			
2740	C H HAGER EXCAVATING INC					
		35	8,482.99	08/13/2015	131	LIMESTONE
		34	3,613.00	08/13/2015	132	WHEEL/TRACTOR DUMP
	C H HAGER EXCAVATING INC Total		<u>12,095.99</u>			
2756	RXBENEFITS, INC.		35,501.74	08/07/2015	37175	PRESCRIPTION CLAIMS
	RXBENEFITS, INC. Total		<u>35,501.74</u>			
2766	WAUBONSEE COMMUNITY COLLEGE					
		84444	576.00	08/13/2015	107233	CPR CARDS
	WAUBONSEE COMMUNITY COLLEGE Total		<u>576.00</u>			
2769	GENWORTH LIFE INSURANCE COMPAN		61.46	08/07/2015	LTCI150807110736CA 0	Long Term Care Insurance
			27.66	08/07/2015	LTCI150807110736HR C	Long Term Care Insurance
	GENWORTH LIFE INSURANCE COMPAN Total		<u>89.12</u>			
2778	CLIENT FIRST CONSULTING GROUP					
		83260	868.75	08/13/2015	5487	FINAL CONSULTING THRU 7/31/15
		84981	5,100.00	08/13/2015	5487A	FINAL CONSULTING THRU 7/31/15

<u>VENDOR</u>	<u>VENDOR NAME</u>	<u>PO NUMBER</u>	<u>AMOUNT</u>	<u>DATE</u>	<u>INVOICE</u>	<u>DESCRIPTION</u>
	CLIENT FIRST CONSULTING GROUP Total		<u>5,968.75</u>			
2810	MSAB INCORPORATED	84528	125.00	08/13/2015	31187	CARD READER/CABLES
	MSAB INCORPORATED Total		<u>125.00</u>			
2825	PIZZO & ASSOCIATES LTD	84143	3,175.82	08/06/2015	14983	2015 STEWARDSHIP PROJECT
	PIZZO & ASSOCIATES LTD Total		<u>3,175.82</u>			
2830	MIKE SCHABEN		175.00	08/06/2015	072915	BOOTS FIREGRND SUPPLY 7-22-15
	MIKE SCHABEN Total		<u>175.00</u>			
2832	RR DONNELLEY	84698	145.20	08/06/2015	348126224	INVENTORY ITEMS
	RR DONNELLEY Total		<u>145.20</u>			
2885	AGSCO CORPORATION	84257	585.57	08/06/2015	1/211480	SANDBLAST SAND
	AGSCO CORPORATION Total		<u>585.57</u>			
2891	SCHIROTT, LUETKEHANS, GARNER		3,468.69	08/13/2015	4300-4037M-12	
	SCHIROTT, LUETKEHANS, GARNER Total		<u>3,468.69</u>			
2894	HAVLICEK ACE HARDWARE LLC	83916	38.69	08/06/2015	35508/1	RAINBARREL DVRTR KIT
	HAVLICEK ACE HARDWARE LLC Total		<u>38.69</u>			
2905	GRAF TREE CARE INC	84051	4,680.00	08/13/2015	7417	PHASE 3 FORESTRY MANAGEMEN
		84814	2,385.00	08/13/2015	7417/A	URBAN FORESTRY CONSULTING
	GRAF TREE CARE INC Total		<u>7,065.00</u>			
2929	FOOTE MIELKE CHAVEZ & O'NEIL	83814	3,200.00	08/13/2015	2849	JULY ORD VIOLATIONS/EXPUNGE
		83814	550.00	08/13/2015	2850	RE: E L WOLNY
		83814	500.00	08/13/2015	2851	RE: J STRACHAN
		83814	500.00	08/13/2015	2852	RE: Z DE TREVILLE

<u>VENDOR</u>	<u>VENDOR NAME</u>	<u>PO NUMBER</u>	<u>AMOUNT</u>	<u>DATE</u>	<u>INVOICE</u>	<u>DESCRIPTION</u>
	FOOTE MIELKE CHAVEZ & O'NEIL Total		<u>4,750.00</u>			
2950	MARY PORTER	83501	69.75	08/06/2015	1902580924	INVENTORY ITEMS
	MARY PORTER Total		<u>69.75</u>			
2963	RAYNOR DOOR AUTHORITY	84676	176.00	08/06/2015	112066	REPAIRS TO DOOR C POLICE STA
	RAYNOR DOOR AUTHORITY Total		<u>176.00</u>			
2990	HAWKINS INC	36	1,368.00	08/13/2015	3755965	CHEMICALS
		36	1,275.00	08/13/2015	3757938	CHEMICALS
	HAWKINS INC Total		<u>2,643.00</u>			
3002	JET SERVICES INC	84241	130.00	08/13/2015	990009454	SHREDDING SVC - P/U 7-23-15
	JET SERVICES INC Total		<u>130.00</u>			
3020	TALLMAN EQUIPMENT CO INC	84455	2,337.89	08/13/2015	3123976	MISC ELECTRIC DEPT EQUIPMENT
	TALLMAN EQUIPMENT CO INC Total		<u>2,337.89</u>			
3102	RUSH TRUCK CENTERS OF ILLINOIS	83758	76.42	08/06/2015	97528822	HORN - NO RETURN RECEIPT
		83758	60.60	08/06/2015	98784915	V#1902 RO#52926
		83758	99.67	08/06/2015	98786021	V#1701 RO#52908
		83758	7.80	08/06/2015	98793099	V#5299 RO#52963
		83758	243.04	08/06/2015	98814259	V#1793 RO#52937
		83758	275.64	08/06/2015	98816847	V#1701 RO#52908
		83758	2,363.40	08/06/2015	98835680	VEH 1808 RO 52959
		83758	618.52	08/06/2015	98835701	V#1701 RO#52908
		83758	894.44	08/06/2015	98853586	V#1701 RO#52908
		83758	86.16	08/06/2015	98854347	V#1933 RO#52989
		83758	36.40	08/06/2015	98855048	V#1723 RO#52942
		83758	306.02	08/06/2015	98859946	V#1723 RO#52942
		83758	229.98	08/06/2015	98870695	V#1723 RO#52942
		83758	1,108.78	08/13/2015	98912374	V#1797 RO#52992
		83758	175.02	08/13/2015	98914278	V#1899 RO#52995
		83758	449.92	08/13/2015	98914357	V#1899 RO#52995

<u>VENDOR</u>	<u>VENDOR NAME</u>	<u>PO NUMBER</u>	<u>AMOUNT</u>	<u>DATE</u>	<u>INVOICE</u>	<u>DESCRIPTION</u>
		83758	908.60	08/13/2015	98932557	V#1899 RO#52995
		83758	80.32	08/13/2015	98943731	V#1797 RO#52992
		83758	214.27	08/13/2015	98952306	V#1899 RI#52995
		83758	216.27	08/13/2015	98953405	V#1797 RO#52992
		83758	826.35	08/13/2015	99057273	V#1996 RO#53062
			-414.58	08/13/2015	99067989	CREDIT IN#99057273
	RUSH TRUCK CENTERS OF ILLINOIS Total		8,863.04			
3132	GLENN STEARNS CH 13 TRUSTEE					
			976.50	08/07/2015	000000554150807110736	Bankruptcy-Verhaeghe
	GLENN STEARNS CH 13 TRUSTEE Total		976.50			
3148	CORNERSTONE PARTNERS					
		83948	3,380.00	08/06/2015	CP03557	2015 BED MAINTENANCE 3 OF 7
	CORNERSTONE PARTNERS Total		3,380.00			
3156	TRANSUNION RISK & ALTERNATIVE					
		83784	19.75	08/13/2015	252639-0715	SVCS JULY 2015
	TRANSUNION RISK & ALTERNATIVE Total		19.75			
3162	CLIFFORD-WALD A KIP COMPANY					
		84765	2,135.00	08/13/2015	IN00091540	CANON INK
	CLIFFORD-WALD A KIP COMPANY Total		2,135.00			
3175	NALCO CROSSBOW WATER LLC					
		83876	411.01	08/06/2015	2168226	MISC SUPPLIES LAB DEPT
	NALCO CROSSBOW WATER LLC Total		411.01			
3182	OZINGA READY MIX CONCRETE INC					
		40	810.00	08/06/2015	581686	READY MIX
		40	667.00	08/13/2015	585327	READY MIX
		40	376.00	08/13/2015	587852	READY MIX
	OZINGA READY MIX CONCRETE INC Total		1,853.00			
3190	CRYE PRECISION LLC					
		84666	189.80	08/06/2015	IN00089126	COMBAT SHIRT ELBOW PAD
	CRYE PRECISION LLC Total		189.80			
3198	TRACEY CONTI					
			120.17	08/06/2015	073015	PETTY CASH

<u>VENDOR</u>	<u>VENDOR NAME</u>	<u>PO NUMBER</u>	<u>AMOUNT</u>	<u>DATE</u>	<u>INVOICE</u>	<u>DESCRIPTION</u>
	TRACEY CONTI Total		<u>120.17</u>			
3202	ENGINEERING RESOURCE ASSN INC	84010	1,200.00	08/13/2015	140905	SVCS THRU 6-26-15
	ENGINEERING RESOURCE ASSN INC Total		<u>1,200.00</u>			
3204	NAMI DEKALB- KANE SO- KENDALL		1,000.00	08/13/2015	081115	MENTAL HEALTH 1ST INSTALLMEN
	NAMI DEKALB- KANE SO- KENDALL Total		<u>1,000.00</u>			
3209	HOLMGREN ELECTRIC INC	83834	605.00	08/06/2015	4331	WATER REPAIR
	HOLMGREN ELECTRIC INC Total		<u>605.00</u>			
3210	DANIELLE M WOODS-PILOTO	84318	600.00	08/13/2015	072515	LAYOUT OF AUGUST 2015
	DANIELLE M WOODS-PILOTO Total		<u>600.00</u>			
3257	ROBERT HALF INTERNATIONAL INC	83764	787.80	08/13/2015	43250975	SVCS WEEK ENDING 6-12-15
	ROBERT HALF INTERNATIONAL INC Total		<u>787.80</u>			
3267	COMPASS GROUP USA INC	84006	157.80	08/06/2015	50154461	COFFEE SUPPLIES - BC&E
	COMPASS GROUP USA INC Total		<u>157.80</u>			
3289	VISION SERVICE PLAN OF IL NFP		2.84	08/07/2015	VSP 150807110736CA	(Vision Plan Pre-tax
			54.95	08/07/2015	VSP 150807110736CD	(Vision Plan Pre-tax
			157.39	08/07/2015	VSP 150807110736FD	(Vision Plan Pre-tax
			31.50	08/07/2015	VSP 150807110736FN	(Vision Plan Pre-tax
			11.92	08/07/2015	VSP 150807110736HR	(Vision Plan Pre-tax
			49.47	08/07/2015	VSP 150807110736IS	0 Vision Plan Pre-tax
			136.88	08/07/2015	VSP 150807110736PD	(Vision Plan Pre-tax
			231.91	08/07/2015	VSP 150807110736PW	(Vision Plan Pre-tax
	VISION SERVICE PLAN OF IL NFP Total		<u>676.86</u>			
3298	JENNIFER KUHN		1,637.63	08/06/2015	155	COOR SVC/MILES - JULY 2015
	JENNIFER KUHN Total		<u>1,637.63</u>			

<u>VENDOR</u>	<u>VENDOR NAME</u>	<u>PO NUMBER</u>	<u>AMOUNT</u>	<u>DATE</u>	<u>INVOICE</u>	<u>DESCRIPTION</u>
3317	TEREX UTILITIES INC	83742	1,026.93	08/06/2015	409882	RETAINING RING
	TEREX UTILITIES INC Total		1,026.93			
3327	HUB INTERNATIONAL MIDWEST LTD	83929	3,333.00	08/06/2015	88907	SVCS SEPT 2015
	HUB INTERNATIONAL MIDWEST LTD Total		3,333.00			
3347	WAGeworks-ACH		7,912.96	08/04/2015	R20150169779	FLEX SPENDING CLAIMS
			6,271.66	08/11/2015	R20150173318	FLEX SPENDING CLAIMS
	WAGeworks-ACH Total		14,184.62			
3379	ASHLAND INC & CONSOLIDATED	84400	1,123.98	08/13/2015	131285010	VPS FUEL RAIL
	ASHLAND INC & CONSOLIDATED Total		1,123.98			
3392	DULUTH HOLDINGS INC	84716	214.45	08/06/2015	P540822000013	WORK BOOTS AND PANTS
	DULUTH HOLDINGS INC Total		214.45			
3394	PREMIERE MARKETING INC		395.60	08/06/2015	4270	BOOK CLUB BOOKS
	PREMIERE MARKETING INC Total		395.60			
3402	US-ANALYTICS SOLUTIONS GROUP	84849	6,900.00	08/13/2015	15047	TRANSVAULT MIGRATOR
	US-ANALYTICS SOLUTIONS GROUP Total		6,900.00			
99900050	STEVE AMANTANGELO		350.36	08/06/2015	080515	EXPENSES FOR AMER IN BLOOM
	STEVE AMANTANGELO Total		350.36			
99900050	MR JIM CHAUHAN		1,325.00	08/06/2015	1520	CRRDR IMPRV GRANT 1520 E MAIL
	MR JIM CHAUHAN Total		1,325.00			
99900050	SOUTH COOK COUNTY EMSS		10.00	08/13/2015	081015	RECORDS TRANSFER FEE
	SOUTH COOK COUNTY EMSS Total		10.00			

<u>VENDOR</u>	<u>VENDOR NAME</u>	<u>PO NUMBER</u>	<u>AMOUNT</u>	<u>DATE</u>	<u>INVOICE</u>	<u>DESCRIPTION</u>
99900051	FIDELITY NATIONAL TITLE CO LLC		114,723.92	08/07/2015	FKA-5225-KA15024596	PURCHASE - 811 ILLINOIS AVE
	FIDELITY NATIONAL TITLE CO LLC Total		<u>114,723.92</u>			
	<u>Grand Total:</u>		<u>2,448,118.22</u>			

The above expenditures have been approved for payment:

_____	_____
Chairman, Government Operations Committee	Date
_____	_____
Vice Chairman, Government Operations Committee	Date
_____	_____
Finance Director	Date

9/4/2015

**CITY OF ST CHARLES
COMPANY 1000
EXPENDITURE APPROVAL LIST**

8/17/2015 - 8/30/2015

<u>VENDOR</u>	<u>VENDOR NAME</u>	<u>PO NUMBER</u>	<u>AMOUNT</u>	<u>DATE</u>	<u>INVOICE</u>	<u>DESCRIPTION</u>
103	ALLIED ASPHALT PAVING CO INC					
		30	680.90	08/28/2015	189219	SURFACE AND BINDER
		30	3,412.56	08/28/2015	189458	SURFACE AND BINDER
		37	925.68	08/28/2015	190048	SURFACE
		37	549.92	08/28/2015	190308	ASPHALT SURFACE/BINDER
		37	165.20	08/28/2015	190831	ASPHALT SURFACE
		37	410.04	08/28/2015	191127	ASPHALT - SURFACE
		37	556.64	08/28/2015	191128	ASPHALT BINDER
		37	126.48	08/28/2015	191759	SURFACE
		37	496.00	08/28/2015	191760	SURFACE - CAN EMULSION
		37	1,833.10	08/28/2015	192209	SURFACE AND BINDER
		37	1,502.48	08/28/2015	192751	ASPHALT - SURFACE
		37	1,940.82	08/28/2015	193061	SURFACE - BINDER
		37	369.60	08/28/2015	193062	ASPHALT - SURFACE
		37	964.24	08/28/2015	193377	SURFACE AND EMULSION
		37	954.24	08/28/2015	193681	ASPHALT-SURFACE
	ALLIED ASPHALT PAVING CO INC Total		14,887.90			
109	AREA BLACK SOIL INC					
		83904	1,632.00	08/20/2015	8866	MONTHLY BILLING
	AREA BLACK SOIL INC Total		1,632.00			
114	DG HARDWARE					
		83729	0.29	08/20/2015	63129/F	FASTENERS
		83729	8.98	08/20/2015	63162/F	MISC HARDWARE/SUPPLIES
		83729	20.69	08/27/2015	63197/F	MISC HARDWARE/SUPPLIES
		83729	12.58	08/27/2015	63217/F	MISC HARDWARE/SUPPLIES
	DG HARDWARE Total		42.54			
138	AFFORDABLE OFFICE INTERIORS					
		84242	1,238.38	08/27/2015	46618	WORKSTATION CONFIGURE PW D
	AFFORDABLE OFFICE INTERIORS Total		1,238.38			
139	AFLAC					
			-15.42	08/21/2015	ACAN150816144454HR	AFLAC Cancer Insurance

<u>VENDOR</u>	<u>VENDOR NAME</u>	<u>PO NUMBER</u>	<u>AMOUNT</u>	<u>DATE</u>	<u>INVOICE</u>	<u>DESCRIPTION</u>
			24.92	08/21/2015	ACAN150821144454IS (AFLAC Cancer Insurance
			165.02	08/21/2015	ACAN150821144454PD	AFLAC Cancer Insurance
			108.29	08/21/2015	ACAN150821144454PW	AFLAC Cancer Insurance
			25.20	08/21/2015	ADIS150821144454FD (AFLAC Disability and STD
			26.21	08/21/2015	ADIS150821144454FN (AFLAC Disability and STD
			174.45	08/21/2015	ADIS150821144454PD (AFLAC Disability and STD
			20.08	08/21/2015	ADIS150821144454PW (AFLAC Disability and STD
			8.10	08/21/2015	AHIC150821144454FD (AFLAC Hospital Intensive Care
			8.10	08/21/2015	AHIC150821144454PD (AFLAC Hospital Intensive Care
			55.90	08/21/2015	AHIC150821144454PW	AFLAC Hospital Intensive Care
			27.89	08/21/2015	APAC150821144454FD	AFLAC Personal Accident
			16.32	08/21/2015	APAC150821144454FN	AFLAC Personal Accident
			102.08	08/21/2015	APAC150821144454PD	AFLAC Personal Accident
			29.58	08/21/2015	APAC150821144454PW	AFLAC Personal Accident
			13.57	08/21/2015	ASPE150821144454FN	AFLAC Specified Event (PRP)
			32.46	08/21/2015	ASPE150821144454PD	AFLAC Specified Event (PRP)
			17.04	08/21/2015	ASPE150821144454PW	AFLAC Specified Event (PRP)
			60.90	08/21/2015	AVOL150821144454FN	AFLAC Voluntary Indemnity
			99.51	08/21/2015	AVOL150821144454PD	AFLAC Voluntary Indemnity
			72.82	08/21/2015	AVOL150821144454PW	AFLAC Voluntary Indemnity
	AFLAC Total		1,073.02			
145	AIR ONE EQUIPMENT INC					
		84421	6,600.00	08/20/2015	105655	BLOWHARD ELECT PPV FAN
		84582	241.89	08/27/2015	105656	AKRON SUPPLIES
	AIR ONE EQUIPMENT INC Total		6,841.89			
149	ALARM DETECTION SYSTEMS INC					
		83907	180.00	08/27/2015	120197-1062	SVC CS - SEPT THRU NOV
	ALARM DETECTION SYSTEMS INC Total		180.00			
177	AL PIEMONTE CADILLAC INC					
		84809	411.20	08/20/2015	102236	INVENTORY ITEMS
	AL PIEMONTE CADILLAC INC Total		411.20			
246	AQUA BACKFLOW INC					
		84297	1,540.00	08/20/2015	2015-0162	ONLINE BACKFLOW TRACK PROGI
	AQUA BACKFLOW INC Total		1,540.00			
249	ARCHITECTURAL CAST STONE					

<u>VENDOR</u>	<u>VENDOR NAME</u>	<u>PO NUMBER</u>	<u>AMOUNT</u>	<u>DATE</u>	<u>INVOICE</u>	<u>DESCRIPTION</u>
		84070	13,275.00	08/27/2015	0715-2608	ALCOVE COLUMNS/PRAIRIE BRIDC
		84304	50,000.00	08/27/2015	0715-2608-2	MAIN ST ALCOVE REPAIRS
	ARCHITECTURAL CAST STONE Total		63,275.00			
254	ARISTA INFORMATION SYSTEMS INC					
		84491	5,569.04	08/20/2015	1330201508	POSTAGE SVCS JULY 2015
		84491	1,903.34	08/20/2015	19532	PRINTING SVCS JULY 2015
	ARISTA INFORMATION SYSTEMS INC Total		7,472.38			
279	ATLAS CORP & NOTARY SUPPLY CO					
			19.90	08/20/2015	081815HG	STAMP - H GARCIA
	ATLAS CORP & NOTARY SUPPLY CO Total		19.90			
284	ILLINOIS BELL TELEPHONE CO					
			52.00	08/20/2015	080515	VLAN 248
			55.00	08/20/2015	080815	MONTHLY BILLING THRU 8/8/15
	ILLINOIS BELL TELEPHONE CO Total		107.00			
305	BADGER METER INC					
		84848	1,688.73	08/20/2015	1054075	METERS 3812-3811
	BADGER METER INC Total		1,688.73			
330	HEADCO INDUSTRIES INC					
		84887	76.38	08/27/2015	4995671	SET SCREW COLLAR
	HEADCO INDUSTRIES INC Total		76.38			
338	AIRGAS NORTH CENTRAL					
			394.84	08/20/2015	9929313068	MONTHLY RENTAL
	AIRGAS NORTH CENTRAL Total		394.84			
352	B&H PHOTO & ELECTRONIC CORP					
		84482	13.90	08/27/2015	99747328	PIONEER PHOTO MEMRY BNDR
	B&H PHOTO & ELECTRONIC CORP Total		13.90			
364	STATE STREET COLLISION					
		84846	93.50	08/20/2015	10636	V#1744 RO#53063
	STATE STREET COLLISION Total		93.50			
366	B & L LANDSCAPE CONTRACTORS					
		83719	55.00	08/20/2015	22740	SVC RT64 & PECK RD
		83719	92.00	08/20/2015	22741	SVC 1635 E MAIN/S TYLER

<u>VENDOR</u>	<u>VENDOR NAME</u>	<u>PO NUMBER</u>	<u>AMOUNT</u>	<u>DATE</u>	<u>INVOICE</u>	<u>DESCRIPTION</u>
		83719	137.50	08/20/2015	22742	SVC 345 PERSIMMON DRIVE
		83719	38.00	08/20/2015	22743	SVC NORTH 6TH AVE
	B & L LANDSCAPE CONTRACTORS Total		322.50			
372	BLUFF CITY MATERIALS					
		84041	111.00	08/20/2015	20978	MIXED LOAD
		84041	666.00	08/20/2015	23810	MIXED LOAD - DUMP CHARGES
	BLUFF CITY MATERIALS Total		777.00			
382	BOUND TREE MEDICAL LLC					
		84888	239.00	08/27/2015	81871428	ADULT SENSOR
	BOUND TREE MEDICAL LLC Total		239.00			
393	BRICOR CONSULTING					
			2,000.00	08/20/2015	FY 2016	SIGNED AGREEMENT FY 15/16
			2,000.00	08/20/2015	FY 2016	SIGNED AGREEMENT FY 15/16
			2,000.00	08/20/2015	FY 2016	SIGNED AGREEMENT FY 15/16
			2,000.00	08/20/2015	FY 2016	SIGNED AGREEMENT FY 15/16
			2,000.00	08/20/2015	FY 2016	SIGNED AGREEMENT FY 15/16
	BRICOR CONSULTING Total		10,000.00			
395	BRIDGEWELL RESOURCES LLC					
		84740	4,404.00	08/20/2015	0221375301	INVENTORY ITEMS
	BRIDGEWELL RESOURCES LLC Total		4,404.00			
497	CHICAGO TITLE AND TRUST CO					
			350,000.00	08/18/2015	081815	AGREEMNT FV VOLKSWAGEN
	CHICAGO TITLE AND TRUST CO Total		350,000.00			
508	WEST PAYMENT CENTER					
		83786	374.14	08/20/2015	832304017	SVCS JULY 2015
	WEST PAYMENT CENTER Total		374.14			
517	CINTAS CORPORATION					
		83739	86.58	08/20/2015	344253459	FLEET UNIFORM SVC
		83739	86.58	08/27/2015	344256739	FLEET UNIFORM SVC
	CINTAS CORPORATION Total		173.16			
561	COMBINED CHARITIES CAMPAIGN					
			56.30	08/21/2015	CCCA150821144454FN	Combined Charities Campaign
			8.00	08/21/2015	CCCA150821144454HR	Combined Charities Campaign

<u>VENDOR</u>	<u>VENDOR NAME</u>	<u>PO NUMBER</u>	<u>AMOUNT</u>	<u>DATE</u>	<u>INVOICE</u>	<u>DESCRIPTION</u>
			15.00	08/21/2015	CCCA150821144454IS (Combined Charities Campaign
			30.00	08/21/2015	CCCA150821144454PD	Combined Charities Campaign
			2.77	08/21/2015	CCCA150821144454PW	Combined Charities Campaign
	COMBINED CHARITIES CAMPAIGN Total		112.07			
563	CDW GOVERNMENT INC					
		84620	3.76	08/20/2015	WQ72738	C2G VALUE SERIES VIDEO CABLE
		84926	2,592.12	08/27/2015	XG50558	APF SMART UPS 1500VA
		84899	2,644.94	08/27/2015	XG65180	BARRACUDA SPAM/VIRUS
		84898	3,347.06	08/27/2015	XG76063	KEMP LOADMASTER/UPG
		84899	6,259.05	08/27/2015	XG80725	BARRACUDA MESSAGE ARCH 350
		85000	402.52	08/27/2015	XM48034	CLAMCASE PRO
	CDW GOVERNMENT INC Total		15,249.45			
564	COMCAST OF CHICAGO INC					
			6.34	08/27/2015	081615FD	SVC 8-23 THRU 9-22-15
	COMCAST OF CHICAGO INC Total		6.34			
596	CONCUT INC					
		84818	338.89	08/20/2015	INV1098376	INVENTORY ITEMS
	CONCUT INC Total		338.89			
608	SCOTT CORYELL					
			75.00	08/27/2015	083115	PER DIEM 8-31 THRU 9-4-15
	SCOTT CORYELL Total		75.00			
642	CUSTOM WELDING & FAB INC					
		83740	712.60	08/20/2015	150157	SVC EXHAUSE SYSTEM - SQD 101
	CUSTOM WELDING & FAB INC Total		712.60			
666	DECKER SUPPLY CO INC					
		84779	480.03	08/20/2015	887892	INVENTORY ITEMS
	DECKER SUPPLY CO INC Total		480.03			
681	CDH DELNOR HEALTH SYSTEM					
		83921	17.30	08/20/2015	081215	PHARMACY SUPPLIES
	CDH DELNOR HEALTH SYSTEM Total		17.30			
698	KIM DIEHL					
			83.99	08/27/2015	082615	LASERFICHE THANK YOU

<u>VENDOR</u>	<u>VENDOR NAME</u>	<u>PO NUMBER</u>	<u>AMOUNT</u>	<u>DATE</u>	<u>INVOICE</u>	<u>DESCRIPTION</u>
	KIM DIEHL Total		<u>83.99</u>			
750	DUKANE CONTRACT SERVICES					
		83862	2,334.00	08/20/2015	123788	MONTHLY BILLING AUG 2015
		83862	5,262.00	08/20/2015	123789	MONTHLY BILLING AUG 2015
		83862	5,676.00	08/20/2015	123790	MONTHLY BILLING AUG 2015
		83862	7,062.00	08/20/2015	123791	MONTHLY BILLING AUG 2015
		83862	1,591.00	08/20/2015	123808	MONTHLY BILLING AUG 2015
		83860	120.00	08/20/2015	123822	MONTHLY BILLING AUG 2015
		84842	320.00	08/20/2015	123852	URIGUARD MATS
	DUKANE CONTRACT SERVICES Total		<u>22,365.00</u>			
767	EAGLE ENGRAVING INC					
		83774	489.40	08/20/2015	2015-1502	BADGES - PD
		83774	8.00	08/20/2015	2015-1967	SIGN - MCCOWAN
		83774	8.95	08/27/2015	2015-2019	SIGN
		83774	8.95	08/27/2015	2015-2052	SIGN
	EAGLE ENGRAVING INC Total		<u>515.30</u>			
776	HD SUPPLY WATERWORKS					
		84780	720.00	08/20/2015	E269646	INVENTORY ITEMS
		84864	1,849.16	08/20/2015	E300019	INVENTORY ITEMS
		84875	244.75	08/27/2015	E302933	INVENTORY ITEMS
		84948	280.00	08/20/2015	E339605	INVENTORY ITEMS
	HD SUPPLY WATERWORKS Total		<u>3,093.91</u>			
789	HD SUPPLY POWER SOLUTIONS LTD					
		84321	645.00	08/20/2015	2896583-00	INVENTORY ITEMS
		84610	32.67	08/20/2015	2928018-01	INVENTORY ITEMS
		84704	105,674.80	08/21/2015	2934522-00	INVENTORY ITEMS
		84781	183.60	08/20/2015	2946569-00	INVENTORY ITEMS
		84781	510.30	08/20/2015	2946569-01	INVENTORY ITEMS
		84850	461.00	08/20/2015	2951557-00	INVENTORY ITEMS
	HD SUPPLY POWER SOLUTIONS LTD Total		<u>107,507.37</u>			
790	ELGIN PAPER CO					
		84626	1,380.00	08/20/2015	578966	INVENTORY ITEMS
	ELGIN PAPER CO Total		<u>1,380.00</u>			
795	ELLIOT DIAMOND INC					

<u>VENDOR</u>	<u>VENDOR NAME</u>	<u>PO NUMBER</u>	<u>AMOUNT</u>	<u>DATE</u>	<u>INVOICE</u>	<u>DESCRIPTION</u>
		84817	758.00	08/20/2015	E-26511	INVENTORY ITEMS
	ELLIOT DIAMOND INC Total		758.00			
859	FEECE OIL CO					
		84830	16,541.40	08/20/2015	3370505	INVENTORY ITEMS
		84830	16,541.40	08/20/2015	3370505	INVENTORY ITEMS
		84830	-16,541.40	08/20/2015	3370505	INVENTORY ITEMS
		84830	-16,541.40	08/20/2015	3370505	INVENTORY ITEMS
		84830	16,541.40	08/20/2015	3370505A	INVENTORY ITEMS
		84913	12,736.08	08/27/2015	3371947	INVENTORY ITEMS
	FEECE OIL CO Total		29,277.48			
870	FIRE PENSION FUND					
			337.86	08/21/2015	FP1%150821144454FD	Fire Pension 1% Fee
			1,053.31	08/21/2015	FRP2150821144454FD	Fire Pension Tier 2
			15,632.87	08/21/2015	FRPN150821144454FD	Fire Pension
	FIRE PENSION FUND Total		17,024.04			
891	FLEET SAFETY SUPPLY					
		83743	153.64	08/20/2015	63480	PARTS FOR VEH 1728
		83743	318.48	08/20/2015	63490	PARTS FOR VEH 1891
	FLEET SAFETY SUPPLY Total		472.12			
916	FOX VALLEY FIRE & SAFETY INC					
		83910	186.00	08/27/2015	929224	SVC CALL 8-4-15 @ PWG
	FOX VALLEY FIRE & SAFETY INC Total		186.00			
935	DOWNTOWN ST CHARLES					
			72,833.33	08/27/2015	FY 2016A	AGREEMENT FY15/16 MAY-AUG
	DOWNTOWN ST CHARLES Total		72,833.33			
944	GALLS AN ARAMARK COMPANY					
		83791	38.45	08/20/2015	003757543	COMPRORT T-SHIRT POLICE
		83791	182.28	08/20/2015	003839171	POLICE DEPT UNIFORMS
		83791	34.98	08/27/2015	003882257	MACE CASE
	GALLS AN ARAMARK COMPANY Total		255.71			
951	GASVODA & ASSOCIATES INC					
		84720	24,250.00	08/27/2015	15EJB0075	LASERFLOW SYSTEM/MODULE/CE
	GASVODA & ASSOCIATES INC Total		24,250.00			

<u>VENDOR</u>	<u>VENDOR NAME</u>	<u>PO NUMBER</u>	<u>AMOUNT</u>	<u>DATE</u>	<u>INVOICE</u>	<u>DESCRIPTION</u>
989	GORDON FLESCH CO INC		1,335.60	08/20/2015	IN11246979	SVC AUGUST 2015
			53.84	08/20/2015	IN11249512	SVC JULY 2015
	GORDON FLESCH CO INC Total		<u>1,389.44</u>			
1029	HALL SIGNS INC					
		84782	340.81	08/20/2015	301250	INVENTORY ITEMS
		84803	360.15	08/20/2015	301251	INVENTORY ITEMS
	HALL SIGNS INC Total		<u>700.96</u>			
1031	HAMPTON LENZINI & RENWICK INC					
		84253	3,021.00	08/27/2015	000020150872	SVCS THRU 7-31-15
	HAMPTON LENZINI & RENWICK INC Total		<u>3,021.00</u>			
1036	HARRIS BANK NA					
			1,440.00	08/21/2015	UNF 150821144454FD (Union Dues - IAFF
	HARRIS BANK NA Total		<u>1,440.00</u>			
1089	ARENDS HOGAN WALKER LLC					
		83905	98.04	08/27/2015	1049604	SERVICE ACCESSORIES
		83905	45.00	08/27/2015	1049626	LABOR SHARPEN BLADE
		83905	12.00	08/27/2015	1051253	SHARPEN MOWER BLADE
	ARENDS HOGAN WALKER LLC Total		<u>155.04</u>			
1104	HOVING PIT STOP INC					
		83859	65.00	08/27/2015	111155	WEEKLY SERVICE MAY 15-JUN 11
		83776	130.00	08/27/2015	115507	SVC 7-10 THRU 8-6-15
		83859	65.00	08/27/2015	115508	SVC 7-10 THRU 8-6-15
	HOVING PIT STOP INC Total		<u>260.00</u>			
1106	CAPITAL ONE NATIONAL ASSOC					
		85109	131.59	08/27/2015	522234272000	PLAN COMM/P&D MEETING
		84989	163.39	08/20/2015	522539961000	WELLNESS VENDING/ COFFEE SU
			84.01	08/27/2015	523104509000	ITEMS RETURNED ON 52310451700
			-84.01	08/27/2015	523104517000	CREDIT IN#523104509000
		83777	81.83	08/20/2015	523104525000	MISC REFRESHMENTS - PD
		83944	17.38	08/27/2015	523819873000	COFFEE SUPPLIES
		85113	386.71	08/27/2015	523819873000A	INVENTORY ITEMS
	CAPITAL ONE NATIONAL ASSOC Total		<u>780.90</u>			
1124	IACE					

<u>VENDOR</u>	<u>VENDOR NAME</u>	<u>PO NUMBER</u>	<u>AMOUNT</u>	<u>DATE</u>	<u>INVOICE</u>	<u>DESCRIPTION</u>
			80.00	08/27/2015	090915	QTRLY TRAIN- VANN/SURRATT
	IACE Total		<u>80.00</u>			
1133	IBEW LOCAL 196					
			154.18	08/21/2015	UNE 150821144454PW	Union Due - IBEW
			634.55	08/21/2015	UNEW150821144454PW	Union Due - IBEW - percent
	IBEW LOCAL 196 Total		<u>788.73</u>			
1136	ICMA RETIREMENT CORP					
			359.10	08/21/2015	082115	PLAN 109830
			146.43	08/21/2015	C401150821144454CA (401A Savings Plan Company
			435.98	08/21/2015	C401150821144454CD (401A Savings Plan Company
			442.90	08/21/2015	C401150821144454FD (401A Savings Plan Company
			518.80	08/21/2015	C401150821144454FN (401A Savings Plan Company
			150.52	08/21/2015	C401150821144454HR (401A Savings Plan Company
			340.83	08/21/2015	C401150821144454IS 0	401A Savings Plan Company
			695.33	08/21/2015	C401150821144454PD (401A Savings Plan Company
			791.35	08/21/2015	C401150821144454PW	401A Savings Plan Company
			146.43	08/21/2015	E401150821144454CA (401A Savings Plan Employee
			435.98	08/21/2015	E401150821144454CD (401A Savings Plan Employee
			442.90	08/21/2015	E401150821144454FD (401A Savings Plan Employee
			518.80	08/21/2015	E401150821144454FN (401A Savings Plan Employee
			150.52	08/21/2015	E401150821144454HR (401A Savings Plan Employee
			340.83	08/21/2015	E401150821144454IS 0	401A Savings Plan Employee
			695.33	08/21/2015	E401150821144454PD (401A Savings Plan Employee
			791.35	08/21/2015	E401150821144454PW	401A Savings Plan Employee
			1,346.15	08/21/2015	ICMA150821144454CA (ICMA Deductions - Dollar Amt
			1,858.00	08/21/2015	ICMA150821144454CD (ICMA Deductions - Dollar Amt
			1,950.00	08/21/2015	ICMA150821144454FD (ICMA Deductions - Dollar Amt
			1,317.31	08/21/2015	ICMA150821144454FN (ICMA Deductions - Dollar Amt
			480.00	08/21/2015	ICMA150821144454HR (ICMA Deductions - Dollar Amt
			925.00	08/21/2015	ICMA150821144454IS 0	ICMA Deductions - Dollar Amt
			11,055.01	08/21/2015	ICMA150821144454PD (ICMA Deductions - Dollar Amt
			7,335.07	08/21/2015	ICMA150821144454PW	ICMA Deductions - Dollar Amt
			203.51	08/21/2015	ICMP150821144454CA (ICMA Deductions - Percent
			817.86	08/21/2015	ICMP150821144454CD (ICMA Deductions - Percent
			1,924.17	08/21/2015	ICMP150821144454FD (ICMA Deductions - Percent
			710.03	08/21/2015	ICMP150821144454FN (ICMA Deductions - Percent
			1,882.26	08/21/2015	ICMP150821144454IS 0	ICMA Deductions - Percent

<u>VENDOR</u>	<u>VENDOR NAME</u>	<u>PO NUMBER</u>	<u>AMOUNT</u>	<u>DATE</u>	<u>INVOICE</u>	<u>DESCRIPTION</u>
			1,827.20	08/21/2015	ICMP150821144454PD	ICMA Deductions - Percent
			887.67	08/21/2015	ICMP150821144454PW	ICMA Deductions - Percent
			125.00	08/21/2015	ROTH150821144454FD	Roth IRA Deduction
			25.00	08/21/2015	ROTH150821144454FN	Roth IRA Deduction
			292.30	08/21/2015	ROTH150821144454HR	Roth IRA Deduction
			690.00	08/21/2015	ROTH150821144454PD	Roth IRA Deduction
			576.67	08/21/2015	ROTH150821144454PW	Roth IRA Deduction
			10.00	08/21/2015	RTHA150821144454CD	Roth 457 - Dollar Amount
			261.00	08/21/2015	RTHA150821144454FD	Roth 457 - Dollar Amount
			35.00	08/21/2015	RTHA150821144454HR	Roth 457 - Dollar Amount
			50.00	08/21/2015	RTHA150821144454IS	Roth 457 - Dollar Amount
			25.00	08/21/2015	RTHA150821144454PD	Roth 457 - Dollar Amount
			972.31	08/21/2015	RTHA150821144454PW	Roth 457 - Dollar Amount
			171.37	08/21/2015	RTHP150821144454FD	Roth 457 - Percent
			89.26	08/21/2015	RTHP150821144454PD	Roth 457 - Percent
			21.95	08/21/2015	RTHP150821144454PW	Roth 457 - Percent
	ICMA RETIREMENT CORP Total		45,267.48			
1160	ILLINOIS WORKERS COMPENSATION		610.77	08/20/2015	1-1-6-30-15	WC RATE ADJ 1-1 THRU 6-30-15
	ILLINOIS WORKERS COMPENSATION Total		610.77			
1168	IL FIRE INSPECTORS ASSOC	84433	325.00	08/27/2015	17180	J PETERSON NOVEMBER 2015
	IL FIRE INSPECTORS ASSOC Total		325.00			
1187	ILLINOIS DEPT OF PUBLIC HEALTH		20.00	08/20/2015	081715	EMS LICENSE RNWL - FD CHAPLAI
	ILLINOIS DEPT OF PUBLIC HEALTH Total		20.00			
1193	ILLINOIS DEPT OF		8,510.00	08/20/2015	081315	UNEMPLOYMENT APR-JUNE 2015
	ILLINOIS DEPT OF Total		8,510.00			
1209	PATRICIA L DONAHUE	85045	60.00	08/20/2015	26550	AWARDS/PLATES
	PATRICIA L DONAHUE Total		60.00			
1215	ILLINOIS MUNICIPAL UTILITIES		4,050,336.03	08/17/2015	081715	JULY ELEC BILL

<u>VENDOR</u>	<u>VENDOR NAME</u>	<u>PO NUMBER</u>	<u>AMOUNT</u>	<u>DATE</u>	<u>INVOICE</u>	<u>DESCRIPTION</u>
	ILLINOIS MUNICIPAL UTILITIES Total		4,050,336.03			
1223	INITIAL IMPRESSIONS EMBROIDERY	84730	309.90	08/27/2015	P55794	INVENTORY ITEMS
	INITIAL IMPRESSIONS EMBROIDERY Total		309.90			
1306	TERRY JONES		85.03	08/27/2015	081315	CDL RENEWAL
	TERRY JONES Total		85.03			
1327	KANE COUNTY FAIR		382.13	08/20/2015	FY 2016	DEBT PAYMENT MANNION PROPE
			382.13	08/20/2015	FY 2016	DEBT PAYMENT MANNION PROPE
			382.13	08/20/2015	FY 2016	DEBT PAYMENT MANNION PROPE
			382.13	08/20/2015	FY 2016	DEBT PAYMENT MANNION PROPE
			382.13	08/20/2015	FY 2016	DEBT PAYMENT MANNION PROPE
	KANE COUNTY FAIR Total		1,910.65			
1335	KANE COUNTY TREASURER		1,066.24	08/27/2015	082415	2ND HALF PROPERTY TAX
	KANE COUNTY TREASURER Total		1,066.24			
1342	KARA CO INC	84851	82.40	08/27/2015	311849	INVENTORY ITEMS
	KARA CO INC Total		82.40			
1363	KIESLER POLICE SUPPLY INC	83206	788.70	08/27/2015	0752310A	PD SUPPLIES
	KIESLER POLICE SUPPLY INC Total		788.70			
1364	KIEFT BROTHERS INC	84724	1,157.20	08/20/2015	212168	INVENTORY ITEMS
	KIEFT BROTHERS INC Total		1,157.20			
1366	DAVID L KINTZ		668.05	08/27/2015	081415	WEAPON PURCHASE
	DAVID L KINTZ Total		668.05			
1392	ESI CONSULTANTS LTD	83407	778.00	08/27/2015	15337	SUB 9 CIVIL PLANS - JULY 2015

<u>VENDOR</u>	<u>VENDOR NAME</u>	<u>PO NUMBER</u>	<u>AMOUNT</u>	<u>DATE</u>	<u>INVOICE</u>	<u>DESCRIPTION</u>
	ESI CONSULTANTS LTD Total		<u>778.00</u>			
1403	WEST VALLEY GRAPHICS & PRINT					
		84766	229.50	08/20/2015	12337	BC = KURCZEK VOELSCH PETERS
		84819	36.00	08/20/2015	12357	7TH AVE CREEK DOOR TAGS
	WEST VALLEY GRAPHICS & PRINT Total		<u>265.50</u>			
1489	LOWES					
		84824	44.60	08/27/2015	01150	INVENTORY ITEMS
		83779	103.55	08/20/2015	02091A	ROUND-UP CONCENTRATE
		85023	102.46	08/20/2015	02115B	INVENTORY ITEMS
		83730	90.02	08/27/2015	02195	MISC HARDWARE/SUPPLIES
		83730	60.76	08/27/2015	02807	MISC HARDWARE/SUPPLIES
		83730	18.80	08/20/2015	02910	PROJ SOURCE 9-IN ROLLE
		83749	48.39	08/20/2015	02932	MISC SUPPLIES WW DEPT
		83749	40.64	08/20/2015	02975B	WERNER QUIK CLICK LADDER
		83730	61.98	08/27/2015	02990A	MISC HARDWARE/SUPPLIES
		83730	66.48	08/27/2015	03451	MISC HARDWARE/SUPPLIES
		83957	31.60	08/20/2015	20174	MISC HARDWARE/SUPPLIES
		84761	41.79	08/27/2015	89144A	INVENTORY ITEMS
		84824	77.09	08/27/2015	91327	INVENTORY ITEMS
		84824	229.31	08/27/2015	91327A	INVENTORY ITEMS
			-234.75	08/27/2015	92124	CREDIT INV#'S 91327
		84824	70.67	08/27/2015	94467	INVENTORY ITEMS
	LOWES Total		<u>853.39</u>			
1494	LYNN PEAVEY COMPANY					
		84736	80.25	08/20/2015	305882	SHOOTER KIT
	LYNN PEAVEY COMPANY Total		<u>80.25</u>			
1524	DAVE MARTIN					
			52.62	08/20/2015	081815	JEANS-KOHL'S 8-15-15
	DAVE MARTIN Total		<u>52.62</u>			
1528	MARCHESE AND SONS INC					
		84988	850.00	08/20/2015	106259	405 & 407 FIRST STREET PRJ
	MARCHESE AND SONS INC Total		<u>850.00</u>			
1537	MARTENSON TURF PRODUCTS INC					
		84911	1,924.00	08/27/2015	48783	INVENTORY ITEMS

<u>VENDOR</u>	<u>VENDOR NAME</u>	<u>PO NUMBER</u>	<u>AMOUNT</u>	<u>DATE</u>	<u>INVOICE</u>	<u>DESCRIPTION</u>
		84878	695.40	08/27/2015	48784	CURLEX/STAPLES
	MARTENSON TURF PRODUCTS INC Total		<u><u>2,619.40</u></u>			
1567	BRIDGET MCCOWAN		18.00	08/28/2015	090215	PER DIEM 9-2-15
	BRIDGET MCCOWAN Total		<u><u>18.00</u></u>			
1582	MCMASTER CARR SUPPLY CO					
		84879	52.32	08/20/2015	36062106	INVENTORY ITEMS
		84885	60.13	08/20/2015	36062112	INVENTORY ITEMS
		84952	17.89	08/27/2015	36590655	ROUND BUMPER
	MCMASTER CARR SUPPLY CO Total		<u><u>130.34</u></u>			
1585	MEADE ELECTRIC COMPANY INC					
		84133	1,512.00	08/20/2015	670280	MONTHLY BILLING JULY 2015
	MEADE ELECTRIC COMPANY INC Total		<u><u>1,512.00</u></u>			
1600	MENDEL PLUMBING & HEATING INC					
		84811	587.77	08/20/2015	W26105	REPAIR - 2 EAST MAIN
	MENDEL PLUMBING & HEATING INC Total		<u><u>587.77</u></u>			
1613	METROPOLITAN ALLIANCE OF POL					
			836.00	08/21/2015	UNP 150821144454PD (Union Dues - IMAP
			99.00	08/21/2015	UNPS150821144454PD	Union Dues-Police Sergeants
	METROPOLITAN ALLIANCE OF POL Total		<u><u>935.00</u></u>			
1637	FLEETPRIDE INC					
		83745	12.50	08/20/2015	71016011	STAINLESS LAP JOINT TORCA
		83745	120.60	08/20/2015	71026718	ABA AUTO SLACK
		83745	120.60	08/20/2015	71026718	ABA AUTO SLACK
		83745	-120.60	08/20/2015	71026718	ABA AUTO SLACK
		83745	-120.60	08/20/2015	71026718	ABA AUTO SLACK
		83745	6.90	08/27/2015	71189411	WASHERS/CRED INV#71026718
			-0.60	08/20/2015	CM71189411A	REMAINING CREDIT INV#71026718
	FLEETPRIDE INC Total		<u><u>18.80</u></u>			
1643	MILSOFT UTILITY SOLUTIONS INC					
		83765	391.80	08/20/2015	20152866	HOSTED OCM IN/OUT
	MILSOFT UTILITY SOLUTIONS INC Total		<u><u>391.80</u></u>			
1651	MNJ TECHNOLOGIES DIRECT INC					

<u>VENDOR</u>	<u>VENDOR NAME</u>	<u>PO NUMBER</u>	<u>AMOUNT</u>	<u>DATE</u>	<u>INVOICE</u>	<u>DESCRIPTION</u>
		84897	1,688.00	08/27/2015	0003409272	KEYSCAN/ACCESS CONTROL PAN
		84825	186.41	08/20/2015	003408080	HP 55X TONER
		84897	2,532.00	08/27/2015	003409271	KEYSCAN/ACCESS CONTROL PAN
	MNJ TECHNOLOGIES DIRECT INC Total		4,406.41			
1664	TIM MORAN		60.00	08/20/2015	081715	CDL LICENSE
	TIM MORAN Total		60.00			
1668	FERGUSON ENTERPRISES INC					
		84784	124.95	08/20/2015	1917113	INVENTORY ITEMS
		84949	5.40	08/20/2015	1918241	INVENTORY ITEMS
	FERGUSON ENTERPRISES INC Total		130.35			
1686	NAPA AUTO PARTS					
		83826	36.21	08/20/2015	476273	V#5299 RO#53161
	NAPA AUTO PARTS Total		36.21			
1704	NCPERS IL IMRF		8.00	08/21/2015	NCP2150821144454PD	NCPERS 2
			24.00	08/21/2015	NCP2150821144454PW	NCPERS 2
	NCPERS IL IMRF Total		32.00			
1724	NICOMM LLC					
		84933	157.95	08/27/2015	3057	SVC CALL - FSAS INPUT
	NICOMM LLC Total		157.95			
1726	KEITH NIGHTLINGER					
			1,702.50	08/20/2015	092015	FHETS CONFERENCE PER DIEM
	KEITH NIGHTLINGER Total		1,702.50			
1745	NICOR					
			26.12	08/20/2015	0847 6 AUG 2015	BILLING THRU 8-5-15
			2,315.48	08/27/2015	0929 6 AUG 20 2015	SVC 7-23 THRU 8-20-15
			78.81	08/27/2015	1000 0 AUG 12 2015	SVC 7-13 THRU 8-11-15
			26.13	08/20/2015	1000 1 AUG 10 2015	BILLING THRU 8-7-15
			26.14	08/27/2015	1000 2 AUG 12 2015	SVC 7-14 THRU 8-11-15
			29.83	08/20/2015	1000 3 AUG 6 2015	BILLING THRU 8-5-15
			31.38	08/27/2015	1000 4 AUG 12 2015	SVC 7-14 THRU 8-11-15
			28.37	08/27/2015	1000 4 AUG 21 2015	SVC 7-21 THRU 8-19-15
			27.46	08/27/2015	1000 8 AUG 12 2015	SVC 7-14 THRU 8-11-15

<u>VENDOR</u>	<u>VENDOR NAME</u>	<u>PO NUMBER</u>	<u>AMOUNT</u>	<u>DATE</u>	<u>INVOICE</u>	<u>DESCRIPTION</u>
			53.68	08/20/2015	1000 9 AUG 3 2015	BILLING THRU 7-31-15
			28.63	08/27/2015	1829 0 AUG 21 2015	SVC 7-22 THRU 8-19-15
			26.14	08/27/2015	1968 1 AUG 12 2015	SVC 7-14 THRU 8-11-15
			34.65	08/20/2015	2485 8 AUG 10 2015	BILLING THRU 8-7-15
			30.74	08/27/2015	4606 2 AUG 21 2015	SVC 7-21 THRU 8-19-15
			26.12	08/20/2015	5425 2 AUG 7 2015	MONTHLY BILLING THRU 8-6-15
			26.17	08/27/2015	7497 2 AUG 21 2015	SVC 7-21 THRU 8-19-15
			898.38	08/27/2015	7652 0 AUG 21 2015	SVC 7-22 THRU 8-19-15
			1,973.47	08/20/2015	8317 9 AUG 10 2015	BILLING THRU 8/5/15
			82.68	08/20/2015	8642 6 AUG 10 2015	BILLING THRU 8-7-15
			80.84	08/27/2015	9226 2 AUG 21 2015	SVC 7-22 THRU 8-19-15
			26.17	08/27/2015	9676 7 AUG 21 2015	SVC 7-21 THRU 8-19-15
	NICOR Total		5,877.39			
1747	COMPASS MINERALS AMERICA INC					
		39	2,805.00	08/27/2015	71365200	BULK COARSE LA ROCK SALT
	COMPASS MINERALS AMERICA INC Total		2,805.00			
1749	NORTHWEST COLLECTORS INC					
			55.08	08/27/2015	82615UB405	COLLECTION EXPENSES
	NORTHWEST COLLECTORS INC Total		55.08			
1756	NORTH CENTRAL LABORATORIES					
		83873	157.41	08/20/2015	359275	PURITAN COTTON PLAST SHAFT
	NORTH CENTRAL LABORATORIES Total		157.41			
1769	OEI PRODUCTS INC					
		84629	3,038.47	08/20/2015	4262	INVENTORY ITEMS
		84843	1,199.00	08/20/2015	4305	POLICE PUBLIC SAFETY VESTS
		84894	371.85	08/27/2015	4308	INVENTORY ITEMS
	OEI PRODUCTS INC Total		4,609.32			
1772	OHALLORAN KOSOFF GEITNER &					
			322.50	08/27/2015	1302130007-0001G	SVCS 6-1 THRU 7-30-15
	OHALLORAN KOSOFF GEITNER & Total		322.50			
1780	STEVEN ONEIL					
			279.00	08/20/2015	081415	(8) PR JEANS KOHLS 8/13/15
	STEVEN ONEIL Total		279.00			
1783	ON TIME EMBROIDERY INC					

<u>VENDOR</u>	<u>VENDOR NAME</u>	<u>PO NUMBER</u>	<u>AMOUNT</u>	<u>DATE</u>	<u>INVOICE</u>	<u>DESCRIPTION</u>
		83919	46.00	08/20/2015	26009	UNIFORMS - FD
		83919	279.00	08/20/2015	E 25124	UNIFORMS - FD
		83919	232.00	08/20/2015	E 25867	UNIFORMS - FD
		83919	533.00	08/27/2015	E 25973	UNIFORM - FD
		83919	72.00	08/20/2015	E 26012	FIRE DEPT EMBROIDERY
	ON TIME EMBROIDERY INC Total		1,162.00			
1797	PACE SUBURBAN BUS					
		80888	4,116.46	08/20/2015	388226	APRIL 2015 RIDE IN KANE
	PACE SUBURBAN BUS Total		4,116.46			
1822	PDC LABORATORIES INC					
		84962	35.00	08/20/2015	807199	LAB SAMPLES
	PDC LABORATORIES INC Total		35.00			
1861	POLICE PENSION FUND					
			1,747.28	08/21/2015	PLP2150821144454PD	Police Pension Tier 2
			16,683.09	08/21/2015	PLPN150821144454PD	Police Pension
	POLICE PENSION FUND Total		18,430.37			
1890	LEGAL SHIELD					
			28.98	08/21/2015	PPLS150821144454FD	Pre-Paid Legal Services
			177.94	08/21/2015	PPLS150821144454PD	Pre-Paid Legal Services
			22.08	08/21/2015	PPLS150821144454PW	Pre-Paid Legal Services
	LEGAL SHIELD Total		229.00			
1898	PRIORITY PRODUCTS INC					
		84057	31.20	08/20/2015	858812	MISC SUPPLIES WW DIVISION
		83854	1.89	08/20/2015	858816	SOCKET HEAD CAP SCREWS
		83754	13.98	08/27/2015	859071	LEFT HAND ROD END
		83754	93.58	08/27/2015	859200	V#4099 RO#53128
	PRIORITY PRODUCTS INC Total		140.65			
1900	PROVIDENT LIFE & ACCIDENT					
			26.76	08/21/2015	POPT150821144454FD	Provident Optional Life
	PROVIDENT LIFE & ACCIDENT Total		26.76			
1919	PUMP SUPPLY					
		84826	462.74	08/27/2015	46976-01	MARCH LIQUID END KIT
	PUMP SUPPLY Total		462.74			

<u>VENDOR</u>	<u>VENDOR NAME</u>	<u>PO NUMBER</u>	<u>AMOUNT</u>	<u>DATE</u>	<u>INVOICE</u>	<u>DESCRIPTION</u>
1925	QUALITY FASTENERS INC	84889	64.00	08/27/2015	17871	INVENTORY ITEMS
	QUALITY FASTENERS INC Total		64.00			
1946	RANDALL PRESSURE SYSTEMS INC	83755	1,584.02	08/20/2015	223001-0715	FLEET SUPPLIES - JULY 2015
		84557	4,134.97	08/20/2015	I-96342-0	V#5299 RO#53017
		83956	109.01	08/27/2015	I-97093-0	MISC PARTS WW DIVISION
	RANDALL PRESSURE SYSTEMS INC Total		5,828.00			
1953	RBS PACKAGING INC	84876	96.28	08/20/2015	2029206	INVENTORY ITEMS
		84892	425.00	08/27/2015	2029213	INVENTORY ITEMS
	RBS PACKAGING INC Total		521.28			
1998	RURAL ELECTRIC SUPPLY CO OP	84785	123.00	08/20/2015	617029-00	INVENTORY ITEMS
	RURAL ELECTRIC SUPPLY CO OP Total		123.00			
2010	RIGGS BROS INC	84895	275.00	08/20/2015	124473	TRUCK BUCKET SEAT
		84919	585.00	08/27/2015	124524	V#1728 RO#53070
	RIGGS BROS INC Total		860.00			
2021	ROADWAY TOWING	83833	59.00	08/20/2015	1007652	TESTING V#1926 & 2012
		83833	31.00	08/20/2015	1007673	TEST V#TRL 2008
		83833	30.00	08/27/2015	1007820	TEST VEH#1880
		83833	29.00	08/27/2015	1007842	TEST V#1960
	ROADWAY TOWING Total		149.00			
2026	ROCK N RESCUE J E WEINEL INC	84822	67.60	08/27/2015	166256	SCREW LINK/STADIUM CUP
	ROCK N RESCUE J E WEINEL INC Total		67.60			
2032	POMPS TIRE SERVICE INC	83752	402.00	08/27/2015	640033917	OFF ROAD SVC - FLEET
	POMPS TIRE SERVICE INC Total		402.00			
2034	RONDO ENTERPRISES TRUCK &	84931	698.00	08/27/2015	74640	REPAIR TRAILER

<u>VENDOR</u>	<u>VENDOR NAME</u>	<u>PO NUMBER</u>	<u>AMOUNT</u>	<u>DATE</u>	<u>INVOICE</u>	<u>DESCRIPTION</u>
	RONDO ENTERPRISES TRUCK & Total		<u>698.00</u>			
2059	SCOTT R SANDERS		404.72	08/27/2015	082515	PETTY CASH
	SCOTT R SANDERS Total		<u>404.72</u>			
2102	SEAGRAVE FIRE APPARATUS LLC	83759	19.83	08/27/2015	0092597	GASKET POWER STEERING PUMP
	SEAGRAVE FIRE APPARATUS LLC Total		<u>19.83</u>			
2123	SERVICE MECHANICAL INDUSTRIES	84868	1,768.50	08/20/2015	S53994	SERVICE CALL PUBLIC WORKS
	SERVICE MECHANICAL INDUSTRIES Total		<u>1,768.50</u>			
2137	SHERWIN WILLIAMS	84233	732.48	08/20/2015	5802-2	PAINT SUPPLIES
		83906	11.97	08/20/2015	6304-4	PAINT SUPPLIES
	SHERWIN WILLIAMS Total		<u>744.45</u>			
2150	SIKICH	84403	7,775.00	08/27/2015	226933	AUDITING TIF EXAM REPORTS
		84403	6,400.00	08/27/2015	226976	POLICE/FIRE PENSION AUDIT
		84403	5,030.00	08/27/2015	226985	SINGLE AUDIT FEDERAL EXPENDI
		84403	3,000.00	08/27/2015	226998	PROGRESS BILLING AUDIT 2015
	SIKICH Total		<u>22,205.00</u>			
2157	SISLERS ICE & DAIRY LTD	83943	103.50	08/20/2015	200433	ICE DELIVERY
	SISLERS ICE & DAIRY LTD Total		<u>103.50</u>			
2163	SKYLINE TREE SERVICE &	84016	11,800.00	08/20/2015	2416	SVC REMOVE 46 EAB TREES
		84016	622.50	08/27/2015	2422	TREE SERVICES
		84016	1,147.50	08/27/2015	2423	TREE SERVICES
		84775	2,350.00	08/27/2015	2424	SVC RT 25 WATER WELL
		84015	420.00	08/27/2015	2429	SVC 1225-1222 ELM STREET
	SKYLINE TREE SERVICE & Total		<u>16,340.00</u>			
2169	CLARK BAIRD SMITH LLP		2,862.50	08/27/2015	080615	SVCS JULY 2015

<u>VENDOR</u>	<u>VENDOR NAME</u>	<u>PO NUMBER</u>	<u>AMOUNT</u>	<u>DATE</u>	<u>INVOICE</u>	<u>DESCRIPTION</u>
	CLARK BAIRD SMITH LLP Total		<u>2,862.50</u>			
2200	STATE TREASURER					
		85100	6,166.76	08/27/2015	42902	TRAFFICE SIGNAL MAINTENANCE
		80799	3,083.38	08/27/2015	42902-A	TRAFFIC SIGNAL MAINT APRIL
	STATE TREASURER Total		<u>9,250.14</u>			
2201	STANDARD EQUIPMENT CO					
		84544	1,205.50	08/20/2015	C04063	INVENTORY ITEMS
	STANDARD EQUIPMENT CO Total		<u>1,205.50</u>			
2205	STATE FIRE MARSHAL					
		85077	210.00	08/27/2015	9541525	VESSEL INSPECTIONS
	STATE FIRE MARSHAL Total		<u>210.00</u>			
2235	STEINER ELECTRIC COMPANY					
		82725	4,910.60	08/20/2015	S004953801-002	INVENTORY ITEMS
	STEINER ELECTRIC COMPANY Total		<u>4,910.60</u>			
2248	STORINO RAMELLO & DURKIN					
		83839	1,301.20	08/27/2015	67639	LEGAL BILLING JULY 2015
	STORINO RAMELLO & DURKIN Total		<u>1,301.20</u>			
2272	CNS INDUSTRIES INC					
		84881	325.94	08/27/2015	15026340	INVENTORY ITEMS
	CNS INDUSTRIES INC Total		<u>325.94</u>			
2300	TEMCO MACHINERY INC					
		83762	208.51	08/20/2015	AG46061	SENSOR HALL EFFECT
		83762	138.88	08/27/2015	AG46204	FLEET FILTERS/O-RINGS
	TEMCO MACHINERY INC Total		<u>347.39</u>			
2301	GENERAL CHAUFFERS SALES DRIVER					
			151.50	08/21/2015	UNT 150821144454CD	Union Dues - Teamsters
			124.00	08/21/2015	UNT 150821144454FN	Union Dues - Teamsters
			2,259.00	08/21/2015	UNT 150821144454PW	Union Dues - Teamsters
	GENERAL CHAUFFERS SALES DRIVER Total		<u>2,534.50</u>			
2314	3M VHS0733					
		84855	1,242.00	08/20/2015	TP54208	INVENTORY ITEMS

<u>VENDOR</u>	<u>VENDOR NAME</u>	<u>PO NUMBER</u>	<u>AMOUNT</u>	<u>DATE</u>	<u>INVOICE</u>	<u>DESCRIPTION</u>
	3M VHS0733 Total		<u>1,242.00</u>			
2316	THOMPSON AUTO SUPPLY INC					
		84882	177.00	08/20/2015	2-306284	INVENTORY ITEMS
		84870	204.38	08/20/2015	2-307257	INVENTORY ITEMS
	THOMPSON AUTO SUPPLY INC Total		<u>381.38</u>			
2344	TRADEMAN PHOTOGRAPHY					
		85007	75.00	08/20/2015	092513-817	ELECTED OFFICIALS PICTURES
	TRADEMAN PHOTOGRAPHY Total		<u>75.00</u>			
2363	TROTTER & ASSOCIATES INC					
		84831	2,936.50	08/20/2015	11356	PROJECT BILLING WTR MODEL
		84750	1,194.50	08/27/2015	11404	PROJECT BILLING JULY 2015
		82960	26,704.40	08/27/2015	11405	PROJECT BILLING N 5TH AVE
	TROTTER & ASSOCIATES INC Total		<u>30,835.40</u>			
2373	TYLER MEDICAL SERVICES					
		83811	505.00	08/20/2015	367328	RANDOMS 7-31-15
	TYLER MEDICAL SERVICES Total		<u>505.00</u>			
2389	UNIVERSITY OF ILLINOIS-GAR					
		84905	545.00	08/20/2015	UPIN7825	COMMUTER TRAINING - C PIERCE
	UNIVERSITY OF ILLINOIS-GAR Total		<u>545.00</u>			
2401	UNIVERSAL UTILITY SUPPLY INC					
		84867	976.00	08/20/2015	3019888	INVENTORY ITEMS
		83250	1,282.00	08/20/2015	3019937	INVENTORY ITEMS
		84857	308.75	08/27/2015	3019968	INVENTORY ITEMS
		85044	1,626.80	08/27/2015	3019993	INVENTORY ITEMS
		85044	1,525.56	08/27/2015	3020002	INVENTORY ITEMS
	UNIVERSAL UTILITY SUPPLY INC Total		<u>5,719.11</u>			
2403	UNITED PARCEL SERVICE					
			15.12	08/20/2015	0000650961325	WEEKLY BILLING
			59.62	08/27/2015	0000650961335	SHIPPING
	UNITED PARCEL SERVICE Total		<u>74.74</u>			
2404	HD SUPPLY FACILITIES MAINT LTD					
		84230	158.87	08/27/2015	716936	HACH SAMPLE CELLS/REPLACEMENT

<u>VENDOR</u>	<u>VENDOR NAME</u>	<u>PO NUMBER</u>	<u>AMOUNT</u>	<u>DATE</u>	<u>INVOICE</u>	<u>DESCRIPTION</u>
	HD SUPPLY FACILITIES MAINT LTD Total		<u>158.87</u>			
2410	VALLEY LOCK CO	83893	22.82	08/20/2015	58248	KEYS/LOCKSMITH SUPPLIES
	VALLEY LOCK CO Total		<u>22.82</u>			
2425	VEHICLE MAINTENANCE PROGRAM	84910	63.10	08/27/2015	INV-243023	INVENTORY ITEMS
	VEHICLE MAINTENANCE PROGRAM Total		<u>63.10</u>			
2428	VERMEER MIDWEST	84902	111.75	08/27/2015	P91548	OIL CAP/SCREW
		84916	870.40	08/27/2015	P91608	ROPE FIBER
		84874	67.73	08/27/2015	P91643	V#2188 RO#53092
	VERMEER MIDWEST Total		<u>1,049.88</u>			
2455	RICHARD WADDA		160.92	08/27/2015	082515	BOOTS MEIJER 8-24-15
	RICHARD WADDA Total		<u>160.92</u>			
2470	WAREHOUSE DIRECT	83822	103.11	08/20/2015	2773361-0	MISC OFFICE SUPPLIES INV CONT
		83807	84.81	08/20/2015	2773435-0	HR OFFICE SUPPLIES
		83841	4.85	08/20/2015	2775549-0	OFFICE SUPPLIES - PD
		83841	9.94	08/20/2015	2775633-0	OFFICE SUPPLIES - PD
		83885	69.93	08/20/2015	2775838-0	OFFICE SUPPLIES - FD
		83885	89.38	08/20/2015	2777184-0	OFFICE SUPPLIES - FD
		83885	38.40	08/27/2015	2779738-0	OFFICE SUPPLIES FIRE DEPT
		83942	88.79	08/27/2015	2780794-0	OFFICE SUPPLIES - PW
		84359	41.25	08/27/2015	2781158-0	OFFICE SUPPLIES - BCE
		83822	114.38	08/27/2015	2781268-0	OFFICE SUPPLIES - CH
		83763	37.68	08/27/2015	2783505-0	COFFEE CREAMERS FINANCE
	WAREHOUSE DIRECT Total		<u>682.52</u>			
2477	WASCO LAWN & POWER INC	84827	24.95	08/20/2015	191744	THROTTLE CABLE
	WASCO LAWN & POWER INC Total		<u>24.95</u>			
2485	WILLS BURKE KELSEY ASSOC LTD	80506	1,820.00	08/27/2015	15380	SVCS 5-31 THO 6-27-15
		84877	13,457.11	08/27/2015	15424	PROJECT BILLING THRU 7-27-15

<u>VENDOR</u>	<u>VENDOR NAME</u>	<u>PO NUMBER</u>	<u>AMOUNT</u>	<u>DATE</u>	<u>INVOICE</u>	<u>DESCRIPTION</u>
		83406	693.50	08/20/2015	15453	PROJECT BILLING THRU 7-25-15
		84238	525.00	08/20/2015	15462	SVC 6-28 THRU 7-25-15
		84309	262.50	08/20/2015	15463	SVCS 6-28 THRU 7-25-15
		84309	175.00	08/20/2015	15464	SVC 6-28 THRU 7-25-15
		84238	525.00	08/20/2015	15465	SVC 6-28 THRU 7-25-15
		84309	545.09	08/20/2015	15466	SVCS 6-28 THRU 7-25-15
		84309	410.00	08/20/2015	15467	SVCS 6-28 THRU 7-25-15
		83528	4,025.00	08/20/2015	15468	SVC 6-28 THRU 7-25-15
		80506	305.30	08/20/2015	15489	SVCS 6-28 THRU 7-25-15
	WILLS BURKE KELSEY ASSOC LTD Total		22,743.50			
2490	WELCH BROS INC					
		84836	360.00	08/27/2015	1527216	V-SEAL 102 WINTER GUARD
		84801	683.80	08/27/2015	1527217	INVENTORY ITEMS
		84927	152.00	08/27/2015	1527737	ARDEX EXTERIOR RAMP MIX
	WELCH BROS INC Total		1,195.80			
2495	WEST SIDE TRACTOR SALES CO					
		84700	37.35	08/20/2015	N23257	INVENTORY ITEMS
	WEST SIDE TRACTOR SALES CO Total		37.35			
2503	INLAND POWER GROUP INC					
		84914	386.70	08/27/2015	5512047-00	INVENTORY ITEMS
	INLAND POWER GROUP INC Total		386.70			
2506	EESCO					
		84816	93.64	08/20/2015	181659	INVENTORY ITEMS
		84466	500.00	08/20/2015	185450	INVENTORY ITEMS
		84859	262.50	08/27/2015	187690	INVENTORY ITEMS
		84789	1,680.00	08/27/2015	202059	INVENTORY ITEMS
	EESCO Total		2,536.14			
2523	WILTSE GREENHOUSE LANDSCAPING					
		83975	450.00	08/20/2015	08012015B	SVC BROWNSTONE AREA
	WILTSE GREENHOUSE LANDSCAPING Total		450.00			
2538	WORK AREA PROTECTION CORP					
		84758	4,024.00	08/27/2015	28829	ARROW BOARD
	WORK AREA PROTECTION CORP Total		4,024.00			
2545	GRAINGER INC					

<u>VENDOR</u>	<u>VENDOR NAME</u>	<u>PO NUMBER</u>	<u>AMOUNT</u>	<u>DATE</u>	<u>INVOICE</u>	<u>DESCRIPTION</u>
		84828	120.00	08/20/2015	9805427318	INVENTORY ITEMS
		84813	47.26	08/20/2015	9805427326	SWIVEL PLATE CASTER
		84834	84.16	08/20/2015	9805827046	SOLENOID ASSEMBLY
		84833	157.44	08/20/2015	9807631545	REMOTE CONTROL
		84908	41.52	08/27/2015	9810308511	SIDEWALK EDGER
		84255	225.75	08/27/2015	9811446427	MISC SUPPLIES - WATER DEPT
		84943	54.08	08/27/2015	9814972601	ELBOWS/COUPLINGS
	GRAINGER INC Total		730.21			
2629	ZEP MANUFACTURING CO					
		84860	361.22	08/20/2015	9001793408	INVENTORY ITEMS
		84923	698.82	08/27/2015	9001801428	INVENTORY ITEMS
	ZEP MANUFACTURING CO Total		1,060.04			
2630	ZIEBELL WATER SERVICE PRODUCTS					
		84467	3,812.80	08/20/2015	230055-000	INVENTORY ITEMS
		84721	732.00	08/20/2015	230056-000	INVENTORY ITEMS
		84804	19,101.90	08/20/2015	230118-000	INVENTORY ITEMS
		84861	756.00	08/20/2015	230119-000	INVENTORY ITEMS
	ZIEBELL WATER SERVICE PRODUCTS Total		24,402.70			
2631	ZIMMERMAN FORD INC					
		84984	69.24	08/20/2015	81887	INVENTORY ITEMS
	ZIMMERMAN FORD INC Total		69.24			
2637	ILLINOIS DEPT OF REVENUE					
			466.51	08/21/2015	ILST150821144454CA 0	Illinois State Tax
			1,404.41	08/21/2015	ILST150821144454CD 0	Illinois State Tax
			6,100.65	08/21/2015	ILST150821144454FD 0	Illinois State Tax
			1,598.43	08/21/2015	ILST150821144454FN 0	Illinois State Tax
			512.35	08/21/2015	ILST150821144454HR 0	Illinois State Tax
			1,153.56	08/21/2015	ILST150821144454IS 0	Illinois State Tax
			7,216.24	08/21/2015	ILST150821144454PD 0	Illinois State Tax
			9,522.64	08/21/2015	ILST150821144454PW 0	Illinois State Tax
	ILLINOIS DEPT OF REVENUE Total		27,974.79			
2638	INTERNAL REVENUE SERVICE					
			582.30	08/21/2015	FICA150821144454CA 0	FICA Employee
			2,675.35	08/21/2015	FICA150821144454CD 0	FICA Employee
			370.56	08/21/2015	FICA150821144454FD 0	FICA Employee

<u>VENDOR</u>	<u>VENDOR NAME</u>	<u>PO NUMBER</u>	<u>AMOUNT</u>	<u>DATE</u>	<u>INVOICE</u>	<u>DESCRIPTION</u>
			3,013.17	08/21/2015	FICA150821144454FN C	FICA Employee
			793.88	08/21/2015	FICA150821144454HR C	FICA Employee
			2,325.06	08/21/2015	FICA150821144454IS 0	FICA Employee
			2,155.51	08/21/2015	FICA150821144454PD C	FICA Employee
			17,462.57	08/21/2015	FICA150821144454PW I	FICA Employee
			582.30	08/21/2015	FICE150821144454CA C	FICA Employer
			2,675.35	08/21/2015	FICE150821144454CD C	FICA Employer
			370.56	08/21/2015	FICE150821144454FD C	FICA Employer
			3,013.17	08/21/2015	FICE150821144454FN C	FICA Employer
			793.88	08/21/2015	FICE150821144454HR C	FICA Employer
			2,325.06	08/21/2015	FICE150821144454IS 0	FICA Employer
			2,155.51	08/21/2015	FICE150821144454PD C	FICA Employer
			17,462.57	08/21/2015	FICE150821144454PW I	FICA Employer
			1,659.73	08/21/2015	FIT 150821144454CA 0	Federal Withholding Tax
			5,026.31	08/21/2015	FIT 150821144454CD 0	Federal Withholding Tax
			24,586.54	08/21/2015	FIT 150821144454FD 0	Federal Withholding Tax
			5,855.71	08/21/2015	FIT 150821144454FN 0	Federal Withholding Tax
			1,459.25	08/21/2015	FIT 150821144454HR 0	Federal Withholding Tax
			3,620.06	08/21/2015	FIT 150821144454IS 0	Federal Withholding Tax
			26,593.95	08/21/2015	FIT 150821144454PD 0	Federal Withholding Tax
			34,499.17	08/21/2015	FIT 150821144454PW 0	Federal Withholding Tax
			241.27	08/21/2015	MEDE150821144454CA	Medicare Employee
			625.68	08/21/2015	MEDE150821144454CD	Medicare Employee
			2,671.29	08/21/2015	MEDE150821144454FD	Medicare Employee
			704.67	08/21/2015	MEDE150821144454FN	Medicare Employee
			185.67	08/21/2015	MEDE150821144454HR	Medicare Employee
			543.76	08/21/2015	MEDE150821144454IS C	Medicare Employee
			3,338.75	08/21/2015	MEDE150821144454PD	Medicare Employee
			4,083.99	08/21/2015	MEDE150821144454PW	Medicare Employee
			241.27	08/21/2015	MEDR150821144454CA	Medicare Employer
			625.68	08/21/2015	MEDR150821144454CD	Medicare Employer
			2,671.29	08/21/2015	MEDR150821144454FD	Medicare Employer
			704.67	08/21/2015	MEDR150821144454FN	Medicare Employer
			185.67	08/21/2015	MEDR150821144454HR	Medicare Employer
			543.76	08/21/2015	MEDR150821144454IS I	Medicare Employer
			3,338.75	08/21/2015	MEDR150821144454PD	Medicare Employer
			4,083.99	08/21/2015	MEDR150821144454PW	Medicare Employer
INTERNAL REVENUE SERVICE Total			<u><u>186,847.68</u></u>			

<u>VENDOR</u>	<u>VENDOR NAME</u>	<u>PO NUMBER</u>	<u>AMOUNT</u>	<u>DATE</u>	<u>INVOICE</u>	<u>DESCRIPTION</u>
2639	STATE DISBURSEMENT UNIT					
			440.93	08/20/2015	000000037150821144454	IL Child Support Amount 1
			465.36	08/20/2015	000000064150821144454	IL Child Support Amount 2
			795.70	08/20/2015	000000135150821144454	IL Child Support Amount 1
			600.00	08/20/2015	000000191150821144454	IL Child Support Amount 1
			923.08	08/20/2015	000000197150821144454	IL CS Maintenance 1
			1,661.54	08/20/2015	000000202150821144454	IL CS Maintenance 1
			545.00	08/20/2015	000000206150821144454	IL Child Support Amount 1
			580.00	08/20/2015	000000292150821144454	IL Child Support Amount 1
			369.23	08/20/2015	000000486150821144454	IL Child Support Amount 1
			334.16	08/20/2015	000001163150821144454	IL Child Support Amount 1
	STATE DISBURSEMENT UNIT Total		6,715.00			
2643	DELTA DENTAL					
			4,433.51	08/18/2015	081815	DELTA DENTAL CLAIMS
			5,920.65	08/25/2015	082515	DELTA DENTAL CLAIMS
	DELTA DENTAL Total		10,354.16			
2648	HEALTH CARE SERVICE CORP					
			44,977.32	08/18/2015	081815	MEDICAL CLAIMS
	HEALTH CARE SERVICE CORP Total		44,977.32			
2656	DISH DBS CORP					
		84085	81.99	08/20/2015	080515	MONTHLY BILLING
	DISH DBS CORP Total		81.99			
2663	LOU'S GLOVES INC					
		84862	300.00	08/20/2015	010076	INVENTORY ITEMS
	LOU'S GLOVES INC Total		300.00			
2683	CONTINENTAL AMERICAN INSURANCE					
			-7.48	08/21/2015	ACCG150816144454HR	AFLAC Accident Plan
			59.89	08/21/2015	ACCG150821144454FD	AFLAC Accident Plan
			34.94	08/21/2015	ACCG150821144454FN	AFLAC Accident Plan
			17.48	08/21/2015	ACCG150821144454IS	AFLAC Accident Plan
			156.12	08/21/2015	ACCG150821144454PD	AFLAC Accident Plan
			85.54	08/21/2015	ACCG150821144454PW	AFLAC Accident Plan
	CONTINENTAL AMERICAN INSURANCE Total		346.49			
2738	TRI-R SYSTEMS INCORPORATED					

<u>VENDOR</u>	<u>VENDOR NAME</u>	<u>PO NUMBER</u>	<u>AMOUNT</u>	<u>DATE</u>	<u>INVOICE</u>	<u>DESCRIPTION</u>
		83756	540.00	08/20/2015	004092	SVC CALL 7-1-15
	TRI-R SYSTEMS INCORPORATED Total		<u>540.00</u>			
2756	RXBENEFITS, INC.					
			231.98	08/18/2015	37366	PRESCRIPTION CLAIMS
			24,977.96	08/18/2015	37607	PRESCRIPTION CLAIMS
	RXBENEFITS, INC. Total		<u>25,209.94</u>			
2766	WAUBONSEE COMMUNITY COLLEGE					
		84725	150.00	08/27/2015	S0019479	COURSE - S SIWY
	WAUBONSEE COMMUNITY COLLEGE Total		<u>150.00</u>			
2769	GENWORTH LIFE INSURANCE COMPAN					
			61.46	08/21/2015	LTCI150821144454CA 0	Long Term Care Insurance
			27.66	08/21/2015	LTCI150821144454HR C	Long Term Care Insurance
	GENWORTH LIFE INSURANCE COMPAN Total		<u>89.12</u>			
2825	PIZZO & ASSOCIATES LTD					
		84143	2,442.57	08/20/2015	15095	SVCS 7-28-15
	PIZZO & ASSOCIATES LTD Total		<u>2,442.57</u>			
2881	SERVER SUPPLY.COM INC					
		84909	300.00	08/27/2015	2682115	CISCO SWITCHES
	SERVER SUPPLY.COM INC Total		<u>300.00</u>			
2883	ADVANCED DISPOSAL SERVICES					
		84296	1,156.31	08/20/2015	T00001232890	SVCS JULY 2015
		84296	1,156.31	08/20/2015	T00001249473	SVCS AUGUST 2015
	ADVANCED DISPOSAL SERVICES Total		<u>2,312.62</u>			
2885	AGSCO CORPORATION					
		84257	545.42	08/27/2015	1/220770	BLACK DIAMOND 50LB BAGS
	AGSCO CORPORATION Total		<u>545.42</u>			
2891	SCHIROTT, LUETKEHANS, GARNER					
			2,941.70	08/27/2015	4300-3744M-70	MCIIVAINI BILLING JULY 2015
			172.00	08/27/2015	4300-4037M-13	MCIIVAINI III JULY 2015
	SCHIROTT, LUETKEHANS, GARNER Total		<u>3,113.70</u>			
2894	HAVLICEK ACE HARDWARE LLC					
		83746	24.29	08/27/2015	36128/1	V#2188 RO#53059

<u>VENDOR</u>	<u>VENDOR NAME</u>	<u>PO NUMBER</u>	<u>AMOUNT</u>	<u>DATE</u>	<u>INVOICE</u>	<u>DESCRIPTION</u>
		83746	10.30	08/27/2015	36261./	V#1832 RO#53105
	HAVLICEK ACE HARDWARE LLC Total		34.59			
2923	PF DISTRIBUTION CENTER INC					
		84886	760.26	08/20/2015	23187	SP4-R-Y
	PF DISTRIBUTION CENTER INC Total		760.26			
2950	MARY PORTER					
		84549	177.24	08/20/2015	1902580011	INVENTORY ITEMS
		84614	239.20	08/20/2015	1902580506	INVENTORY ITEMS
		83501	209.25	08/20/2015	1902580528	INVENTORY ITEMS
		84614	134.85	08/20/2015	1902581825	INVENTORY ITEMS
	MARY PORTER Total		760.54			
2956	LAI LTD					
		84946	912.00	08/27/2015	15-13237	PRESSURE RELIEF VALVE
	LAI LTD Total		912.00			
2968	ROB VICICONDI					
			55.00	08/27/2015	082015	PER DIEM 8-24 THRU 8-28-15
	ROB VICICONDI Total		55.00			
2974	HOSCHEIT MCGUIRK MCCracken &					
			1,000.00	08/20/2015	A25059-1-0715	LEGAL BILLING JULY 2015
			760.00	08/20/2015	A25059-10-0715	LEGAL BILLING JULY 2015
			2,300.00	08/20/2015	A25059-2-0715	LEGAL BILLING JULY 2015
			2,680.00	08/20/2015	A25059-3-0715	LEGAL BILLING JULY 2015
			520.00	08/20/2015	A25059-6-0715	LEGAL BILLING JULY 2015
		83775	1,720.00	08/20/2015	A25059-7-0715	LEGAL BILLING JULY 2015
		84158	2,020.00	08/20/2015	A25059-8-0715	LEGAL BILLING JULY 2015
	HOSCHEIT MCGUIRK MCCracken & Total		11,000.00			
2979	EARTH PEST CONTROL COMPANY					
		84995	1,000.00	08/27/2015	3765	MONTHLY BILLING JULY 2015
		84995	600.00	08/27/2015	3768	MONTHLY BILLING JULY 2015
		84995	1,000.00	08/27/2015	3770	MONTHLY BILLING JULY 2015
		84995	1,500.00	08/27/2015	3775	MONTHLY BILLING JULY 2015
		84995	1,500.00	08/27/2015	3776	MONTHLY BILLING JULY 2015
		84995	1,500.00	08/27/2015	3937	MONTHLY BILLING JULY 2015
	EARTH PEST CONTROL COMPANY Total		7,100.00			

<u>VENDOR</u>	<u>VENDOR NAME</u>	<u>PO NUMBER</u>	<u>AMOUNT</u>	<u>DATE</u>	<u>INVOICE</u>	<u>DESCRIPTION</u>
2989	KOZ TRUCKING INC		672.00	08/27/2015	8219	SERVICES 1-19-15
	KOZ TRUCKING INC Total		672.00			
2990	HAWKINS INC	36	1,807.90	08/27/2015	3764811	CHEMICALS
	HAWKINS INC Total		1,807.90			
3102	RUSH TRUCK CENTERS OF ILLINOIS					
		83758	39.80	08/20/2015	98506299	HORN
		83758	306.02	08/20/2015	98974796	V#1797 RO#52992
		83758	128.81	08/20/2015	98985707	V#1798 RO#53026
		84760	850.90	08/20/2015	98994890	INVENTORY ITEMS
		83758	1,125.86	08/20/2015	99014814	V#1798 ro#53026
		83758	126.29	08/20/2015	99019118	V#1886 RO#53041
		83758	55.45	08/20/2015	99057564	V#1996 RO#53062
		83758	147.28	08/20/2015	99068142	V#1996 RO#53062
		83758	1,706.95	08/27/2015	99093684	V#1881 RO#53080
		83758	1,706.95	08/27/2015	99093684	V#1881 RO#53080
		83758	-1,706.95	08/27/2015	99093684	V#1881 RO#53080
		83758	-1,706.95	08/27/2015	99093684	V#1881 RO#53080
		83758	1,706.95	08/20/2015	99093684A	V#1881 RO#53080
		83758	36.40	08/27/2015	99093751	V#1996 RO#53062
			49.50	08/20/2015	99129907	MANIFOLD
		84924	375.60	08/27/2015	99134192	INVENTORY ITEMS
			-49.50	08/20/2015	99158037	CREDIT INVOICE 99129907
		83758	199.51	08/27/2015	99158115	V#1701 RO#53097
		83758	454.14	08/27/2015	99158503	V#1715 RO#53118
		83758	364.00	08/27/2015	99171093	V#1715 RO#53118
			-291.20	08/20/2015	99191571	CREDIT INV#99171093
			-498.75	08/20/2015	99191648	CREDIT INV 0099093684
	RUSH TRUCK CENTERS OF ILLINOIS Total		5,127.06			
3107	DR SUDS LLC	83734	130.00	08/20/2015	10039	CAR WASHES - PD JULY 2015
	DR SUDS LLC Total		130.00			
3122	GREEN ZONE MAINTENANCE SERVICE					
		83891	375.00	08/20/2015	92605	JULY 2015 SVCS - 2 E MAIN ST
		83891	875.00	08/20/2015	92606	SVCS JULY 2015 - 1ST ST/ILL

<u>VENDOR</u>	<u>VENDOR NAME</u>	<u>PO NUMBER</u>	<u>AMOUNT</u>	<u>DATE</u>	<u>INVOICE</u>	<u>DESCRIPTION</u>
		83891	4,425.00	08/20/2015	92607	JULY 2015 SVC - VARIOUS LOTS
	GREEN ZONE MAINTENANCE SERVICE Total		5,675.00			
3132	GLENN STEARNS CH 13 TRUSTEE					
			976.50	08/21/2015	000000554150821144454	Bankruptcy-Verhaeghe
	GLENN STEARNS CH 13 TRUSTEE Total		976.50			
3148	CORNERSTONE PARTNERS					
		83931	18,669.00	08/20/2015	CP03575	2015 MAINTENANCE 3 OF 7
		84558	820.10	08/20/2015	CP03811	MOWING
	CORNERSTONE PARTNERS Total		19,489.10			
3182	OZINGA READY MIX CONCRETE INC					
		40	580.00	08/20/2015	589250	READY MIX
		40	444.00	08/20/2015	589499	READY MIX
		40	512.00	08/20/2015	589785	READY MIX
		40	685.00	08/27/2015	594237	REDY MIX
		40	1,296.00	08/27/2015	594238	REDY MIX
		40	444.00	08/27/2015	595899	REDY MIX
	OZINGA READY MIX CONCRETE INC Total		3,961.00			
3185	SEMOTUS INC					
		84486	2,980.00	08/20/2015	15-6715623	HIPLINK 7-10-15 THRU 7-9-16
	SEMOTUS INC Total		2,980.00			
3207	J HOFERT CO					
		84197	6,070.49	08/27/2015	88415	INVENTORY ITEMS
	J HOFERT CO Total		6,070.49			
3209	HOLMGREN ELECTRIC INC					
		83834	660.00	08/20/2015	4346	SVC WEEK OF 7-27-15
	HOLMGREN ELECTRIC INC Total		660.00			
3216	EVANS AND SON BLACKTOP INC					
		84413	11,789.00	08/27/2015	F54933	VARIOUS WATER DEPT REPAIRS
		84413	3,968.00	08/27/2015	F55252	VARIOUS WATER DEPT REPAIRS
	EVANS AND SON BLACKTOP INC Total		15,757.00			
3236	HR GREEN INC					
		81587	15,481.75	08/27/2015	99508	PROJECT BILLING THRU 6-19-15
		83728	5,999.75	08/27/2015	99933	PROJECT BILLING THRU 7/17/15

<u>VENDOR</u>	<u>VENDOR NAME</u>	<u>PO NUMBER</u>	<u>AMOUNT</u>	<u>DATE</u>	<u>INVOICE</u>	<u>DESCRIPTION</u>
	HR GREEN INC Total		<u>21,481.50</u>			
3258	BEST DOCTORS INC	83923	347.20	08/20/2015	7/1/2015	SVCS JULY 2015
	BEST DOCTORS INC Total		<u>347.20</u>			
3263	MCCI LLC	82549	6,600.00	08/20/2015	00007034	JULY - TRAIN/INSTALL SVCS
		82549	9,487.50	08/20/2015	00007053	LF DATA CVRSN/PROJ MNGMNT
	MCCI LLC Total		<u>16,087.50</u>			
3267	COMPASS GROUP USA INC	83824	50.40	08/27/2015	50154551	COFFEE SUPPLIES - IC
	COMPASS GROUP USA INC Total		<u>50.40</u>			
3280	PLANET DEPOS LLC	84160	748.25	08/20/2015	107840	SVCS 7-21-15
	PLANET DEPOS LLC Total		<u>748.25</u>			
3289	VISION SERVICE PLAN OF IL NFP		-4.54	08/21/2015	VSP 150816144454HR (Vision Plan Pre-tax
			2.84	08/21/2015	VSP 150821144454CA (Vision Plan Pre-tax
			54.95	08/21/2015	VSP 150821144454CD (Vision Plan Pre-tax
			157.39	08/21/2015	VSP 150821144454FD (Vision Plan Pre-tax
			31.50	08/21/2015	VSP 150821144454FN (Vision Plan Pre-tax
			7.38	08/21/2015	VSP 150821144454HR (Vision Plan Pre-tax
			49.47	08/21/2015	VSP 150821144454IS 0	Vision Plan Pre-tax
			136.88	08/21/2015	VSP 150821144454PD (Vision Plan Pre-tax
			231.91	08/21/2015	VSP 150821144454PW (Vision Plan Pre-tax
	VISION SERVICE PLAN OF IL NFP Total		<u>667.78</u>			
3309	WAGeworks	83922	485.45	08/20/2015	20150162308	BENEFITS - JULY 2015
	WAGeworks Total		<u>485.45</u>			
3315	IRON MOUNTAIN INC	84416	399.55	08/20/2015	200717969	SVCS JULY 2015
	IRON MOUNTAIN INC Total		<u>399.55</u>			
3329	KLUBER INC	83540	1,597.50	08/20/2015	5556	PROJECT BILLING STORAGE SHEET

<u>VENDOR</u>	<u>VENDOR NAME</u>	<u>PO NUMBER</u>	<u>AMOUNT</u>	<u>DATE</u>	<u>INVOICE</u>	<u>DESCRIPTION</u>
	KLUBER INC Total		<u>1,597.50</u>			
3336	NETWORKFLEET INC					
		83703	2,987.00	08/27/2015	14536/264892/275217	INSTALL/MONTHLY SVC
			-3,638.40	08/27/2015	CREDIT9004591	SERVICE CREDIT
		83703	755.72	08/27/2015	OSV00000254089-90042:	SVC MAY/JUN & CREDIT
	NETWORKFLEET INC Total		<u>104.32</u>			
3346	STHEALTH BENEFIT SOLUTIONS					
		83930	29,190.27	08/20/2015	081715	SVC SEPT 2015
	STHEALTH BENEFIT SOLUTIONS Total		<u>29,190.27</u>			
3347	WAGeworks-ACH					
			7,515.01	08/18/2015	R20150176934	FLEX SPENDING CLAIMS
			3,870.51	08/25/2015	R20150188889	FLEX SPENDING CLAIMS
	WAGeworks-ACH Total		<u>11,385.52</u>			
3355	THREE PHASE LINE CONSTRUCTION					
		83953	27,719.22	08/20/2015	053015	ELECTRIC DEPT PROJECT
		83953	61,659.61	08/20/2015	062015	ELECTRIC DEPT PROJECT
	THREE PHASE LINE CONSTRUCTION Total		<u>89,378.83</u>			
3381	1ST RESPONDERS EQUIPMENT INC					
		84438	4,200.00	08/27/2015	150617WC	MOBILE DEFENSE SHIELD - LG
	1ST RESPONDERS EQUIPMENT INC Total		<u>4,200.00</u>			
3384	HUERTA LANDSCAPING INC					
		84472	7,041.15	08/27/2015	3864	LANDSCAPE REPAIRS
		84472	7,377.01	08/20/2015	3868	SIDEWALK REPAIRS 7-20~7-31-15
	HUERTA LANDSCAPING INC Total		<u>14,418.16</u>			
3387	STATE MATERIALS ENGINEERING					
		84584	2,544.00	08/27/2015	7848	MFT STREET PROGRAM
	STATE MATERIALS ENGINEERING Total		<u>2,544.00</u>			
3398	NATIONAL TELEPHONE MESSAGE CO					
		84157	710.00	08/20/2015	N1022772	BADGES
	NATIONAL TELEPHONE MESSAGE CO Total		<u>710.00</u>			
3405	HIGHWAY HANDYMAN PRODUCTS INC					
		84890	1,117.00	08/27/2015	16756	UPPER ROLLERS FOR HSRA

<u>VENDOR</u>	<u>VENDOR NAME</u>	<u>PO NUMBER</u>	<u>AMOUNT</u>	<u>DATE</u>	<u>INVOICE</u>	<u>DESCRIPTION</u>
	HIGHWAY HANDYMAN PRODUCTS INC Total		<u>1,117.00</u>			
3406	BUTTON MAN PRINTING INC	84891	33.75	08/27/2015	2198	CAFR COVERS
	BUTTON MAN PRINTING INC Total		<u>33.75</u>			
3408	ULINE INC	84953	418.12	08/27/2015	69730827	DRUM SPILL WORKSTATION
	ULINE INC Total		<u>418.12</u>			
3414	CENTRAL KANE COUNTY TRIAD	85110	100.00	08/27/2015	061815	BROCHURE SPONSORSHIP
	CENTRAL KANE COUNTY TRIAD Total		<u>100.00</u>			
99900050	SIXTY FORTY CORP		259.98	08/20/2015	071515	REIMBURSEMENT AMERICA IN BLO
	SIXTY FORTY CORP Total		<u>259.98</u>			
99900050	T & J LLC		5,405.00	08/20/2015	700-E	CORRIDOR IMP - 700 E MAIN ST
	T & J LLC Total		<u>5,405.00</u>			
99900051	THOMAS CANTWELL		1,750.00	08/27/2015	082515	REIMB HAP=SEWER 6-15-15
	THOMAS CANTWELL Total		<u>1,750.00</u>			

<u>VENDOR</u>	<u>VENDOR NAME</u>	<u>PO NUMBER</u>	<u>AMOUNT</u>	<u>DATE</u>	<u>INVOICE</u>	<u>DESCRIPTION</u>
---------------	--------------------	------------------	---------------	-------------	----------------	--------------------

<u>Grand Total:</u>	<u>5,709,945.12</u>
---------------------	---------------------

The above expenditures have been approved for payment:

_____	_____
Chairman, Government Operations Committee	Date

_____	_____
Vice Chairman, Government Operations Committee	Date

_____	_____
Finance Director	Date

Treasurer's Report

April 30, 2015

MONTHLY COUNCIL TREASURER'S REPORT

For The Period Ending April 30, 2015

(After Audit)

Overview

The attached report is a summary of City financial activity from the beginning of the fiscal year through the above date. It is meant to provide adequate information in a form easily readable for members of the City Council to understand the financial status of the City. Definitions of the various report components are shown at the end of the report.

Budget Philosophy

The City budgeting philosophy is that the budget is not a static plan, but a working plan that must be routinely monitored and adjusted as new opportunities develop, prior projections do not materialize, or priorities change. Revisions are always made in the light of maintaining adequate cash surpluses, in accordance with City policies, and not making revisions that will severely hamper future years' operations.

Report Format

The report shows each fund summarized by major categories of revenues and expenditures. Year-to-date and annual projections show where we are at today and where we expect to be at the end of the fiscal year. Each column provides meaningful information when compared with other columns. For instance, differences between the revised budget column and forecast column should be noted. The forecast is a calculated projection and the revised budget is a formal budget adjustment. Any material differences between the two should be investigated.

Comments

Property Taxes, Corporate Fund — Generally, we collect approximately 99% of the levy request.

Sales Taxes, Corporate Fund — Sales tax from retailers are received 90 days after the date of sale. For example, the City receives May sales taxes paid at a store in February. Sales tax receipts year to date were slightly higher than anticipated, making receipts \$671,371 higher than proposed budget.

Franchise Fees, Corporate Fund — Actual year to date receipts are \$121,040 lower than the proposed year to date budget.

Income Tax, Corporate Fund — Actual receipts are right in line with year to date budget. These receipts are subject to changes in the economy and can fluctuate from projections.

Hotel Tax, Corporate Fund — Actual receipts are \$26,950 lower than the projected year to date budget.

Intergovernmental Revenue, Corporate Funds — This line includes all Federal and State grants as well as replacement tax.

User Charges, All Funds — Revenues from user charges for the year are \$100,905 higher than the projected year to date budget. These revenues can fluctuate with weather, particularly during the summer months.

Personal Services, All Funds — Personal Services are lower than the year to date budget projection for the year. This is due to the timing of new hires, vacancies and employer pension contributions.

Operating Expenses, All Funds — Operating expenses overall are lower than the budget projection for the year. This is due primarily to timing differences.

Capital Expenditures, All Funds — Capital variances are monitored by the department on a quarterly basis. Due to the nature of large expenditures, a specific date of purchase is sometimes difficult to predict. The financial reporting system does not show a monthly budget for capital.

Definitions

Reporting Periods — The report shows information for two broad reporting periods, year-to-date (YTD) and annual. Year-to-date is an indication of the status from the beginning of the fiscal year through the period being reported. Under this YTD category, three sub-categories are shown. Annual projections show the entire fiscal year and are also broken down into three categories.

Actual — The amount of money actually received or expended from the beginning of the fiscal year (May 1) through the period being reported.

Budget — The revised budget from the beginning of the fiscal year through the period shown.

Last Year — The amount actually received or expended last fiscal year for the same months shown under "actual."

Original Budget — The amount originally budgeted and approved by the City Council for the fiscal year in April.

Revised Budget—This is the budget resulting from changes to the original budget. It reflects the most recent formal review and reflects the revisions approved periodically by the City Council.

Forecast — The forecast shows a projection determined by adding the amount actually received or expended to date, plus the months remaining of the revised budget after the period being reported, i.e. annual revised budget - YTD budget + actual.

Permanent Variance — A variance between the budget and forecast which will be permanent and not corrected at a later date.

Timing Variance — A variance between the budget and forecast which will be corrected at a later time during the fiscal year.

Warren J. Drewes, Treasurer

Balance Sheet
As of April 30, 2015

City of St. Charles, Illinois
All Fund Types and Account Groups
Combined Balance Sheet
April 30, 2015
(After Audit)

	Total Memorandum Only	Governmental Funds			Proprietary Funds		Fiduciary Funds		Account Groups
		General Corporate	Special Revenue	Capital Projects	Debt Service	Enterprise	Internal Service	Trust	
<u>Assets</u>									
Cash & Investments	\$ 113,434,090	\$ 18,140,552	\$ 2,975,653	\$ 5,753,140	\$ -	\$ 10,114,877	\$ 12,403,916	\$ 64,045,952	\$ -
Restricted Cash	6,992,710	-	-	1,737,688	2,175,484	3,079,538	-	-	-
Receivables									
Property Taxes	14,340,752	12,470,623	1,603,114	-	234,951	32,064	-	-	-
Customers - Net	8,078,086	468,603	4,803	17,174	-	7,563,008	24,498	-	-
Interest	152,902	6,854	-	-	-	12,781	600	132,667	-
Prepaid Expenses	669,494	169,549	-	-	-	138,618	306,728	54,599	-
Due from Other Governments	4,788,901	4,712,210	76,691	-	-	-	-	-	-
Due from Other Funds	937,147	314,817	-	-	622,330	-	-	-	-
Due from Other Companies	-	-	-	-	-	-	-	-	-
Inventory	3,723,088	-	-	-	-	-	3,723,088	-	-
Deferred Charges	3,029,544	-	-	-	-	28,457	-	-	3,001,087
Advances to Other Funds	6,381,052	5,394,436	-	-	-	986,616	-	-	-
Other Assets	2,344	2,344	-	-	-	-	-	-	-
Capital Assets									
Land	61,753,025	-	-	-	-	2,162,294	-	-	59,590,731
Intangibles	3,500,674	-	-	-	-	529,453	-	-	2,971,221
Buildings	111,342,458	-	-	-	-	61,482,295	-	-	49,860,163
Improvements	328,952,812	-	-	-	-	173,586,052	1,233,272	-	154,133,488
Equipment	12,045,907	-	-	-	-	6,670,917	392,018	-	4,982,972
Vehicles	12,239,029	-	-	-	-	3,958,855	8,280,174	-	-
Construction in Progress	2,460,885	-	-	-	-	2,351,997	-	-	108,888
Accumulated Depreciation	(214,660,910)	-	-	-	-	(113,419,204)	(5,687,940)	-	(95,553,766)
Total Assets	\$ 480,163,990	\$ 41,679,988	\$ 4,660,261	\$ 7,508,002	\$ 3,032,765	\$ 159,278,618	\$ 20,676,354	\$ 64,233,218	\$ 179,094,784

City of St. Charles, Illinois
All Fund Types and Account Groups
Combined Balance Sheet
April 30, 2015
(After Audit)

	Total Memorandum Only	Governmental Funds				Proprietary Funds		Fiduciary Funds		Account Groups	
		General Corporate	Special Revenue	Capital Projects	Debt Service	Enterprise	Internal Service	Trust		General Fixed Assets & Debt	
<u>Liabilities & Equity</u>											
<u>Liabilities-</u>											
Accounts Payable	\$ 8,936,996	\$ 974,097	\$ -	\$ 2,892,540	\$ -	\$ 4,853,714	\$ 216,477	\$ 168	\$ -		
Contracts Payable	1,728,873	-	426,407	387,003	-	915,463	-	-	-		
Claims Payable	919,027	-	-	-	-	64,250	854,777	-	-		
Accrued Salaries	1,244,785	932,713	-	-	-	270,457	41,615	-	-		
Accrued Interest	1,631,126	-	-	-	-	393,701	-	-	-		
Escrows & Deposits	1,829,521	1,292,168	-	25,006	-	512,347	-	-	-	1,237,425	
Due to Other Funds	937,147	622,330	-	-	314,817	-	-	-	-	-	
Deferred Revenue	14,624,657	12,678,128	1,603,114	-	234,951	108,464	-	-	-	-	
Due to Other Governments	456,888	-	-	-	-	456,888	-	-	-	-	
Advances from Other Funds	6,381,052	-	3,764,436	-	-	1,630,000	986,616	-	-	-	
Accrued Compensated Absences	4,006,653	-	-	-	-	560,682	114,240	-	-	3,331,731	
Net OPEB Obligation	5,903,702	-	-	-	-	872,009	213,753	-	-	4,817,940	
General Obligation Bonds	85,810,000	-	-	-	-	16,528,283	-	-	-	69,281,717	
Revenue Bonds	7,440,000	-	-	-	-	-	-	-	-	7,440,000	
Installment Contracts	75,279	-	-	-	-	-	-	-	-	75,279	
IEPA Loans	25,798,822	-	-	-	-	25,798,822	-	-	-	-	
Unamortized (Discounts)/Premiums	2,830,683	-	-	-	-	257,436	-	-	-	2,573,247	
Total Liabilities	170,555,211	16,499,436	5,793,957	3,304,549	549,768	53,222,516	2,427,478	168		88,757,359	
<u>Equity-</u>											
Fund Balance	121,070,751	25,180,552	(1,133,696)	4,203,453	2,482,997	-	-	-	-	90,337,445	
Retained Earnings	188,538,028	-	-	-	-	106,056,102	18,248,876	64,233,050	-	-	
Total Equity	309,608,779	25,180,552	(1,133,696)	4,203,453	2,482,997	106,056,102	18,248,876	64,233,050		90,337,445	
Total Liabilities & Equity	\$ 480,163,990	\$ 41,679,988	\$ 4,660,261	\$ 7,508,002	\$ 3,032,765	\$ 159,278,618	\$ 20,676,354	\$ 64,233,218	\$	\$ 179,094,784	

Summary of Revenue and Expenditures
for the Period Ending April 30, 2015

Monthly Council Treasurer's Report
May 1, 2014 - April 30, 2015
(After Audit)

<u>Actual</u>	<u>Budget</u>	<u>Last Year</u>	<u>Original Budget</u>	<u>Revised Budget</u>	<u>Forecast</u>
Corporate Fund					
Revenue					
12,413,312	12,536,731	12,463,914	12,536,731	12,536,731	12,413,312
15,954,886	15,283,515	14,982,790	15,283,515	15,283,515	15,954,886
72,066	80,500	71,712	80,500	80,500	72,066
3,485,932	3,606,972	3,400,525	3,606,972	3,606,972	3,485,932
1,768,106	1,795,056	1,630,810	1,795,056	1,795,056	1,768,106
1,037,563	1,212,591	1,132,277	1,212,591	1,212,591	1,037,563
1,062,211	1,031,770	995,618	1,031,770	1,031,770	1,062,211
476,400	525,398	483,624	525,398	525,398	476,400
384,990	460,576	414,253	460,576	460,576	384,990
3,229,295	3,229,620	3,213,190	3,229,620	3,229,620	3,229,295
277,494	264,894	350,493	263,094	264,894	277,494
359,549	469,028	321,813	464,473	469,028	359,549
161,835	117,617	82,553	79,300	117,617	161,835
36,830	6,500	173,309	6,500	6,500	36,830
(46,706)	98,000	82,084	98,000	98,000	(46,706)
180,000	180,000	90,000	180,000	180,000	180,000
40,853,763	40,898,768	39,888,965	40,854,096	40,898,768	40,853,763
Expenditures					
26,152,601	27,166,844	26,121,676	27,195,586	27,166,844	26,152,601
1,697,213	1,941,485	1,305,294	1,578,921	1,941,485	1,697,213
9,337,863	10,559,249	8,719,453	9,957,713	10,559,249	9,337,863
1,145,509	1,145,509	1,106,259	1,121,745	1,145,509	1,145,509
277,189	236,221	148,750	175,221	236,221	277,189
(4,742,856)	(4,742,843)	(4,813,836)	(4,742,843)	(4,742,843)	(4,742,856)
186,099	220,455	279,207	153,525	220,455	186,099
4,586	4,585	4,586	4,585	4,585	4,586
5,766,619	6,296,002	6,331,843	6,327,878	6,296,002	5,766,619
39,824,823	42,827,507	39,203,232	41,772,331	42,827,507	39,824,823

Monthly Council Treasurer's Report
May 1, 2014 - April 30, 2015
(After Audit)

<u>Actual</u>	<u>Budget</u>	<u>Last Year</u>	<u>Original Budget</u>	<u>Revised Budget</u>	<u>Forecast</u>
Electric Fund					
Revenue					
30,228	30,669	29,278	30,669	30,669	30,228
57,856,614	57,274,970	57,003,634	57,274,970	57,274,970	57,856,614
448,875	398,971	484,915	193,707	398,971	448,875
1,763,052	1,595,076	1,349,193	150,500	1,595,076	1,763,052
23,295	10,500	38,524	10,500	10,500	23,295
409,113	409,112	356,607	409,112	409,112	409,113
(4,045)	-	(1,481)	-	-	(4,045)
1,239,115	1,239,115	638,270	1,120,000	1,239,115	1,239,115
252,656	279,664	336,607	279,664	279,664	252,656
62,018,903	61,238,077	60,235,547	59,469,122	61,238,077	62,018,903
Expenditures					
3,483,267	3,494,631	3,167,506	3,484,923	3,494,631	3,483,267
204,587	316,934	319,353	319,438	316,934	204,587
41,812,147	43,268,772	42,563,391	43,140,094	43,268,772	41,812,147
209,112	209,112	228,615	209,112	209,112	209,112
5,113,744	5,902,547	5,021,098	5,898,835	5,902,547	5,113,744
1,868,268	1,868,272	1,879,812	1,868,272	1,868,272	1,868,268
2,028,430	3,765,600	2,982,161	3,193,000	3,765,600	2,028,430
1,068,926	1,099,551	1,109,857	1,078,009	1,099,551	1,068,926
549,205	549,205	478,244	524,945	549,205	549,205
56,337,686	60,474,624	57,750,037	59,716,628	60,474,624	56,337,686
Water Fund					
Revenue					
4,766,012	4,985,201	4,586,895	4,985,201	4,985,201	4,766,012
27,711	25,606	25,366	25,606	25,606	27,711
150,631	145,800	790,790	145,800	145,800	150,631
19,868	19,000	25,257	19,000	19,000	19,868
138,958	138,959	162,081	138,959	138,959	138,958
(15,516)	17,150	21,161	17,150	17,150	(15,516)
1,112,557	6,802,000	109,432	5,997,000	6,802,000	1,112,557
6,200,221	12,133,716	5,720,982	11,328,716	12,133,716	6,200,221

Monthly Council Treasurer's Report
May 1, 2014 - April 30, 2015
 (After Audit)

<u>Actual</u>	<u>Budget</u>	<u>Last Year</u>	<u>Original Budget</u>	<u>Revised Budget</u>	<u>Forecast</u>
Water Fund Continued					
Expenditures					
1,349,699	1,493,655	1,513,162	1,493,373	1,493,655	1,349,699
437,053	466,529	435,835	507,285	466,529	437,053
843,184	890,082	995,150	820,792	890,082	843,184
63,855	63,855	71,941	63,855	63,855	63,855
145,913	79,411	97,299	64,571	79,411	145,913
838,212	838,207	855,480	838,207	838,207	838,212
1,937,324	8,791,278	1,634,686	7,487,183	8,791,278	1,937,324
836,008	842,623	821,310	842,623	842,623	836,008
171,640	171,640	161,591	171,640	171,640	171,640
6,622,888	13,637,280	6,586,454	12,289,529	13,637,280	6,622,888
Wastewater Fund					
Revenue					
23,959	20,000	138,865	20,000	20,000	23,959
7,584,506	7,801,654	7,123,296	7,801,654	7,801,654	7,584,506
33,142	27,550	29,494	27,550	27,550	33,142
238,201	235,650	94,650	56,250	235,650	238,201
103,644	2,000	2,005	2,000	2,000	103,644
297,370	297,370	287,206	297,370	297,370	297,370
(5,511)	14,000	10,278	14,000	14,000	(5,511)
1,996,066	1,759,020	4,703,693	-	1,759,020	1,996,066
10,271,377	10,157,244	12,389,487	8,218,824	10,157,244	10,271,377
Expenditures					
1,951,688	2,001,892	1,931,846	2,001,699	2,001,892	1,951,688
296,594	304,061	283,228	295,478	304,061	296,594
1,905,812	1,877,346	1,705,701	1,816,351	1,877,346	1,905,812
147,183	147,183	145,225	147,183	147,183	147,183
95,176	90,417	54,353	88,962	90,417	95,176
1,257,276	1,257,275	1,261,860	1,257,275	1,257,275	1,257,276
2,295,127	3,456,446	7,388,292	702,000	3,456,446	2,295,127
1,862,977	2,186,577	1,537,498	2,186,577	2,186,577	1,862,977
322,950	322,950	300,358	322,950	322,950	322,950
10,134,783	11,644,147	14,608,361	8,818,475	11,644,147	10,134,783

Monthly Council Treasurer's Report
May 1, 2014 - April 30, 2015
 (After Audit)

<u>Actual</u>	<u>Budget</u>	<u>Last Year</u>	<u>Original Budget</u>	<u>Revised Budget</u>	<u>Forecast</u>
Refuse Fund					
Revenue					
471,207	481,300	396,032	481,300	481,300	471,207
26,195	2,600	4,171	2,600	2,600	26,195
38,573	10,400	11,116	10,400	10,400	38,573
5,007	6,500	5,309	6,500	6,500	5,007
419	550	512	550	550	419
177,581	177,581	92,000	177,581	177,581	177,581
718,982	678,931	509,140	678,931	678,931	718,982
Expenditures					
4,525	6,000	4,096	6,000	6,000	4,525
567,935	589,000	415,128	589,000	589,000	567,935
-	1,100	-	1,100	1,100	-
82,836	82,831	89,124	82,831	82,831	82,836
655,296	678,931	508,348	678,931	678,931	655,296
TIF Funds					
Revenue					
1,665,642	1,703,171	1,691,195	1,703,171	1,703,171	1,665,642
35,903	31,201	30,696	31,201	31,201	35,903
66,252	52,911	55,020	52,911	52,911	66,252
457	575	569	575	575	457
618,584	618,584	-	-	618,584	618,584
2,386,838	2,406,442	1,777,480	1,787,858	2,406,442	2,386,838
Expenditures					
263	7,788	2,213	-	7,788	263
2,321,760	2,321,760	1,887,938	1,630,721	2,321,760	2,321,760
2,322,023	2,329,548	1,890,151	1,630,721	2,329,548	2,322,023
Motor Fuel Tax Fund					
Revenue					
1,119,133	1,007,245	986,830	1,007,245	1,007,245	1,119,133
12,571	3,000	7,016	3,000	3,000	12,571
-	-	-	-	-	-
1,131,704	1,010,245	993,846	1,010,245	1,010,245	1,131,704

Monthly Council Treasurer's Report
May 1, 2014 - April 30, 2015
 (After Audit)

<u>Actual</u>	<u>Budget</u>	<u>Last Year</u>	<u>Original Budget</u>	<u>Revised Budget</u>	<u>Forecast</u>
Motor Fuel Tax Fund Continued					
Expenditures					
1,058,647	1,801,920	1,399,328	1,801,920	1,801,920	1,058,647
1,058,647	1,801,920	1,399,328	1,801,920	1,801,920	1,058,647
Capital Project Funds					
Revenue					
82,174	580,000	96,279	565,000	580,000	82,174
-	-	95,033	-	-	-
-	-	322,094	-	-	-
(11,874)	21,100	23,683	21,100	21,100	(11,874)
1,206,141	1,928,895	3,690,661	1,518,066	1,928,895	1,206,141
967,464	1,531,500	1,902,574	1,501,500	1,531,500	967,464
2,243,905	4,061,495	6,130,324	3,605,666	4,061,495	2,243,905
Expenditures					
-	-	80	-	-	-
15,936	20,353	48,493	3,767	20,353	15,936
48	-	-	-	-	48
2,457,143	5,104,373	6,649,506	3,358,629	5,104,373	2,457,143
20,968	20,968	33,681	-	20,968	20,968
570,385	570,386	714,002	570,386	570,386	570,385
3,064,480	5,716,080	7,445,762	3,932,782	5,716,080	3,064,480
Debt Service Funds					
Revenue					
238,966	230,244	236,226	230,244	230,244	238,966
1,089,788	1,025,000	1,035,568	1,025,000	1,025,000	1,089,788
183	100	203	100	100	183
-	-	-	-	-	-
7,302,014	7,302,018	7,335,581	7,291,439	7,302,018	7,302,014
8,630,951	8,557,362	8,607,578	8,546,783	8,557,362	8,630,951
Expenditures					
7,188	7,100	16,139	7,100	7,100	7,188
8,579,749	8,582,882	8,564,437	8,497,882	8,582,882	8,579,749
8,586,937	8,589,982	8,580,576	8,504,982	8,589,982	8,586,937

Monthly Council Treasurer's Report
May 1, 2014 - April 30, 2015
(After Audit)

<u>Actual</u>	<u>Budget</u>	<u>Last Year</u>	<u>Original Budget</u>	<u>Revised Budget</u>	<u>Forecast</u>
Inventory Fund					
Revenue					
11	-	286	-	-	11
1,066,418	1,147,853	820,251	1,147,853	1,147,853	1,066,418
2,251,750	3,000,000	2,511,682	3,000,000	3,000,000	2,251,750
139	-	-	-	-	139
20,152	20,152	27,036	20,152	20,152	20,152
(114)	-	(274)	-	-	(114)
3,338,356	4,168,005	3,358,981	4,168,005	4,168,005	3,338,356
Expenditures					
414,093	410,986	418,499	411,186	410,986	414,093
2,270,787	3,031,828	2,527,888	3,023,785	3,031,828	2,270,787
63,726	62,624	59,083	57,932	62,624	63,726
10,152	10,152	11,130	10,152	10,152	10,152
3,069	1,664	2,963	1,599	1,664	3,069
303,240	303,236	344,352	303,236	303,236	303,240
5,637	6,219	4,157	5,249	6,219	5,637
3,070,704	3,826,709	3,368,072	3,813,139	3,826,709	3,070,704
Motor Vehicle Replacement Fund					
Revenue					
61,763	-	57,232	-	-	61,763
1,164,373	1,497,970	1,177,336	1,469,226	1,497,970	1,164,373
41,199	-	72,837	-	-	41,199
1,010,749	1,003,022	983,519	986,986	1,003,022	1,010,749
9,568	5,400	7,535	5,400	5,400	9,568
2,287,652	2,506,392	2,298,459	2,461,612	2,506,392	2,287,652
Expenditures					
528,966	687,897	600,447	727,887	687,897	528,966
458,497	477,293	536,725	476,453	477,293	458,497
127,003	129,556	42,474	50,401	129,556	127,003
14,109	14,109	15,429	14,109	14,109	14,109
105,435	38,853	225,840	38,853	38,853	105,435
267,684	267,682	261,516	267,682	267,682	267,684
216,152	814,491	672,118	761,000	814,491	216,152
-	-	-	-	-	-
1,717,846	2,429,881	2,354,549	2,336,385	2,429,881	1,717,846

Monthly Council Treasurer's Report
May 1, 2014 - April 30, 2015
 (After Audit)

<u>Actual</u>	<u>Budget</u>	<u>Last Year</u>	<u>Original Budget</u>	<u>Revised Budget</u>	<u>Forecast</u>
Health Insurance Fund					
Revenue					
-	200	64	200	200	-
4,184,870	4,262,974	4,742,771	4,262,974	4,262,974	4,184,870
(2,358)	1,600	4,975	1,600	1,600	(2,358)
4,182,512	4,264,774	4,747,810	4,264,774	4,264,774	4,182,512
Expenditures					
19,098	30,700	21,060	30,700	30,700	19,098
391	2,400	940	2,400	2,400	391
731,747	739,000	725,731	739,500	739,000	731,747
3,399,364	3,908,025	3,078,503	3,877,600	3,908,025	3,399,364
103,428	103,428	100,428	103,428	103,428	103,428
-	-	-	-	-	-
4,254,028	4,783,553	3,926,662	4,753,628	4,783,553	4,254,028
WC & Liability Fund					
Revenue					
143,878	-	66,518	-	-	143,878
992,608	992,608	1,107,532	992,608	992,608	992,608
(7,320)	14,800	7,927	14,800	14,800	(7,320)
180,000	180,000	178,879	180,000	180,000	180,000
1,309,166	1,187,408	1,360,856	1,187,408	1,187,408	1,309,166
Expenditures					
552,128	571,574	527,812	557,000	571,574	552,128
313,635	513,493	23,635	511,000	513,493	313,635
10,272	10,272	9,972	10,272	10,272	10,272
876,035	1,095,339	561,419	1,078,272	1,095,339	876,035

Monthly Council Treasurer's Report
May 1, 2014 - April 30, 2015
(After Audit)

<u>Actual</u>	<u>Budget</u>	<u>Last Year</u>	<u>Original Budget</u>	<u>Revised Budget</u>	<u>Forecast</u>
Communications Fund					
Revenue					
300,632	334,941	285,892	334,941	334,941	300,632
227,063	227,062	202,359	227,062	227,062	227,063
773	1,080	1,103	1,080	1,080	773
24,260	24,260	-	-	24,260	24,260
552,728	587,343	489,354	563,083	587,343	552,728
Expenditures					
145,148	140,774	153,699	139,504	140,774	145,148
4,498	6,000	5,020	6,000	6,000	4,498
49,277	120,802	54,102	122,072	120,802	49,277
319	319	783	319	319	319
14,815	8,470	4,704	8,470	8,470	14,815
11,640	11,640	11,292	11,640	11,640	11,640
163,926	317,288	234,918	244,800	317,288	163,926
-	61,664	61,664	61,664	61,664	-
389,623	666,957	526,182	594,469	666,957	389,623

Monthly Council Treasurer's Report
May 1, 2014 - April 30, 2015
(After Audit)

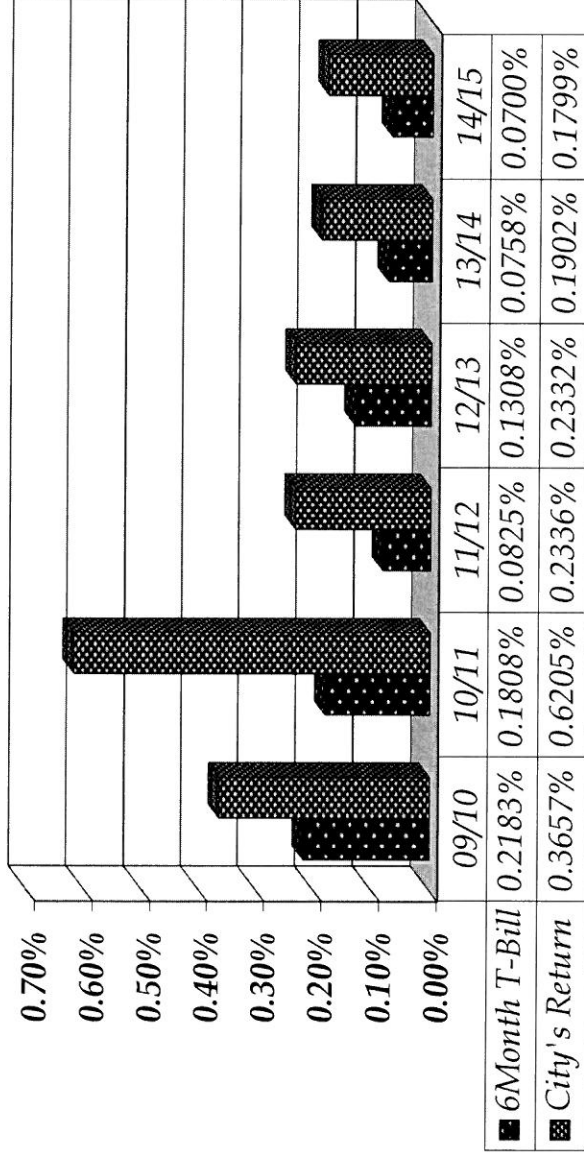

<u>Actual</u>	<u>Budget</u>	<u>Last Year</u>	<u>Original Budget</u>	<u>Revised Budget</u>	<u>Forecast</u>
All Funds					
Revenue					
14,348,148	14,500,815	14,420,613	14,500,815	14,500,815	14,348,148
17,080,577	16,339,716	16,049,054	16,339,716	16,339,716	17,080,577
72,066	80,500	71,712	80,500	80,500	72,066
3,485,932	3,606,972	3,400,525	3,606,972	3,606,972	3,485,932
1,834,358	1,847,967	1,685,830	1,847,967	1,847,967	1,834,358
1,037,563	1,212,591	1,132,277	1,212,591	1,212,591	1,037,563
1,062,211	1,031,770	995,618	1,031,770	1,031,770	1,062,211
476,400	525,398	483,624	525,398	525,398	476,400
384,990	460,576	414,253	460,576	460,576	384,990
4,348,428	4,236,865	4,200,020	4,236,865	4,236,865	4,348,428
383,627	864,894	585,637	848,094	864,894	383,627
70,978,971	70,878,066	69,395,749	70,878,066	70,878,066	70,978,971
895,472	923,755	960,792	713,936	923,755	895,472
2,557,944	2,104,743	2,774,496	442,450	2,104,743	2,557,944
2,230,791	2,645,823	1,997,587	2,617,079	2,645,823	2,230,791
2,481,732	3,044,500	2,828,923	3,044,500	3,044,500	2,481,732
2,103,405	2,095,677	2,018,808	2,079,641	2,095,677	2,103,405
5,177,478	5,255,582	5,850,303	5,255,582	5,255,582	5,177,478
(69,473)	177,355	165,291	177,355	177,355	(69,473)
5,553,879	11,729,030	9,142,056	8,635,066	11,729,030	5,553,879
9,702,559	10,293,607	9,935,640	9,610,184	10,293,607	9,702,559
146,127,058	153,856,202	148,508,808	148,145,123	153,856,202	146,127,058
Expenditures					
34,044,560	35,427,379	33,927,895	35,484,858	35,427,379	34,044,560
5,374,145	6,552,530	5,418,459	6,215,760	6,552,530	5,374,145
56,014,209	58,843,246	55,874,870	57,861,722	58,843,246	56,014,209
1,590,239	1,590,239	1,579,382	1,566,475	1,590,239	1,590,239
9,468,388	10,780,201	8,657,145	10,666,211	10,780,201	9,468,388
-	-	-	-	-	-
10,348,485	24,278,070	21,244,373	17,707,306	24,278,070	10,348,485
12,373,214	12,737,186	12,071,369	12,609,676	12,737,186	12,373,214
9,702,559	10,293,607	9,935,640	9,610,184	10,293,607	9,702,559
138,915,799	160,502,458	148,709,133	151,722,192	160,502,458	138,915,799

Investment Summary

April 30, 2015

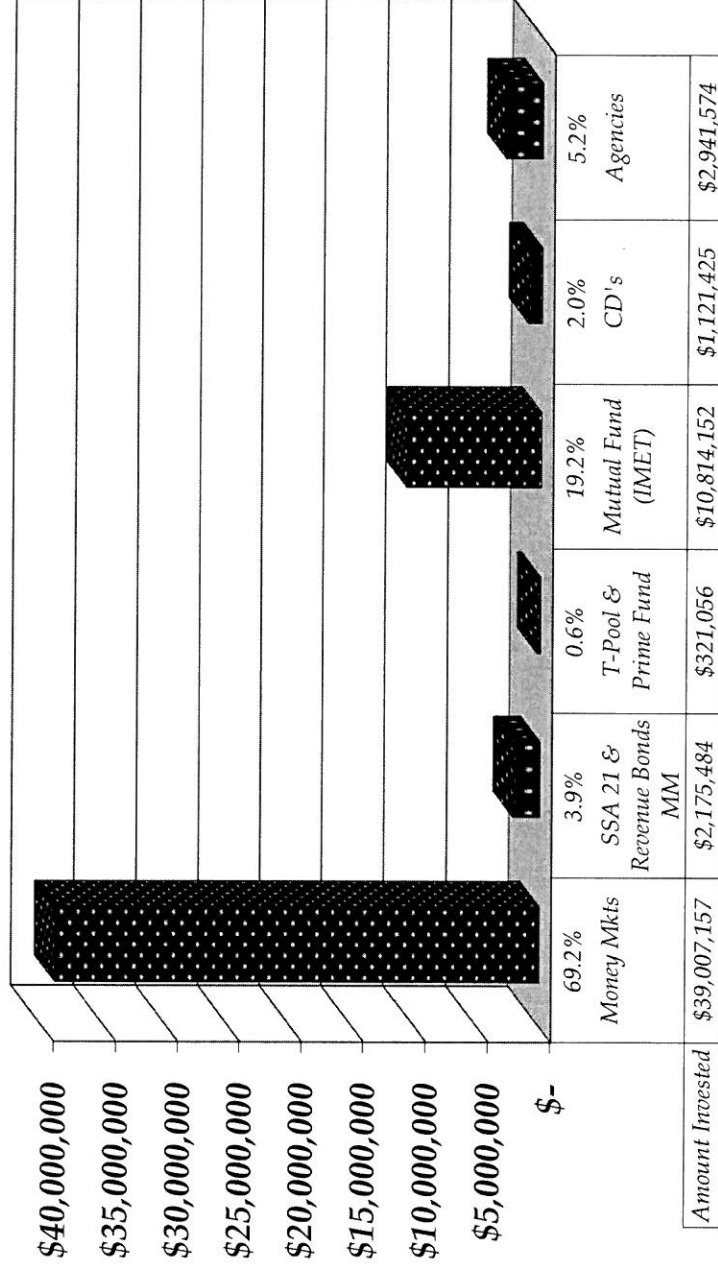


City of St. Charles Investment Portfolio Earnings Comparison



The chart above displays the return on investments for the City of St. Charles portfolio by fiscal year. The Current fiscal year return is computed from May 1 to the current month end. We are comparing the City's return to the average return on the 6 month T-Bill for the same period of time. The City invests in some longer term securities in order to maximize returns. Historically, the City has proven to prevail with this type of philosophy. During sharp rises in interest rates, the City's portfolio may not seem to perform as well, but over time, when combined with the higher returns, the City still comes out ahead. This graph does not include any pension funds.

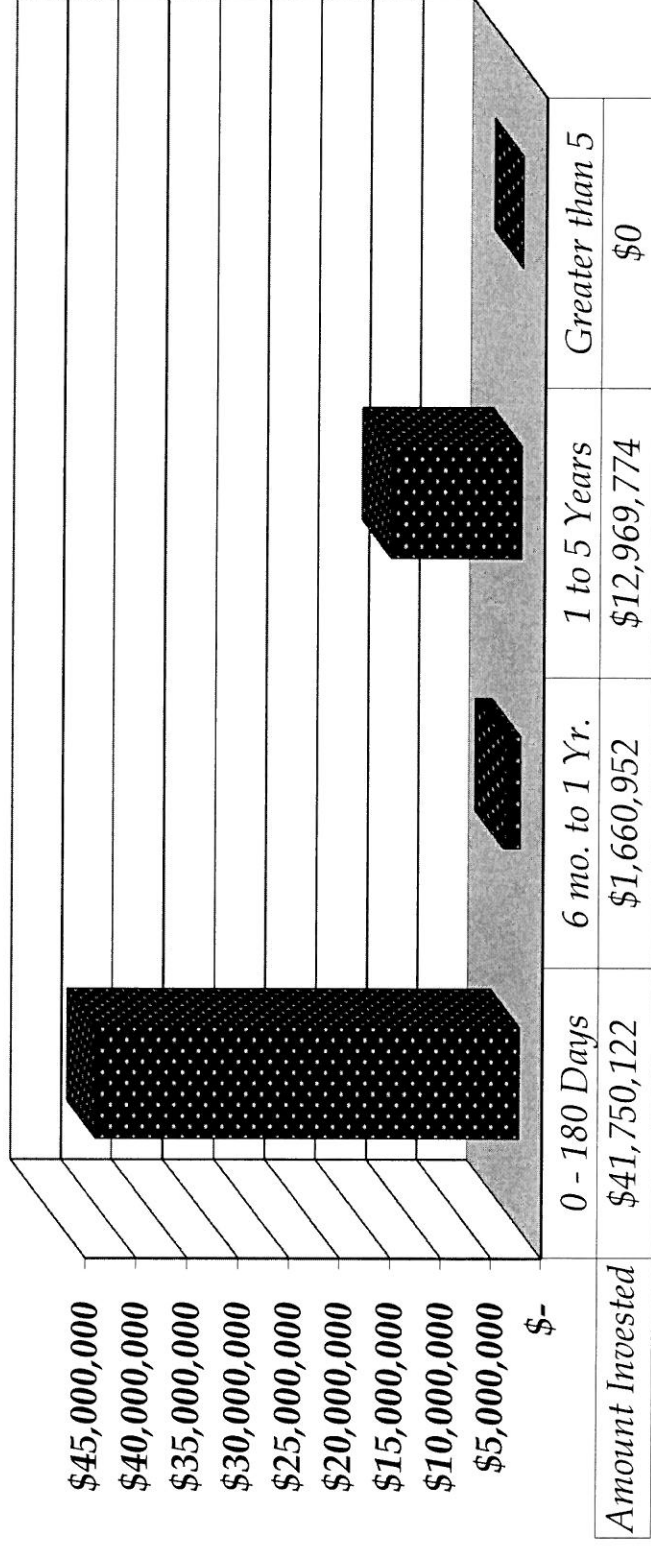
City of St. Charles Investment Portfolio by Type - April 30, 2015



The chart above displays the City of St. Charles investment portfolio by type of investment. As shown the portfolio is distributed among several investment types. US Treasuries include Treasury Bills, Treasury Notes, Zero Coupon Bonds and Treasury Bonds. The City invests in US Agencies which are government agencies such as Federal Home Loan Bank and Farm Credit Bank. These yield a higher return than treasuries and afford government protection. Money is invested in the Treasurer's Pool, IMET, Commercial Paper and Certificates of Deposit. The City tries to maintain a diversified portfolio to maximize return yet, most importantly, to preserve principal. This chart is only the City's main portfolio and bond investments. SSA 21 and Revenue Bonds money markets are held by Amalgamated Bank in Chicago for investment for those bond issues. This chart does not include pension funds.

City of St. Charles

Investment Portfolio Composition - April 30, 2015



The chart above displays the aging of the City of St. Charles investment portfolio. A portion of the City's money is invested in U.S. Agencies, the Treasurer's Pool, commercial paper, collateralized certificates of deposit, as well as IMET (the intergovernmental mutual fund). The City's portfolio is also inflated by bond proceeds which must remain short term to cover construction payouts. The City does invest in some long term securities for capital gains purposes. However, according to policy that amount does not exceed 9% of cost. Timing maturities is very important for the City. We need to allow for cash flow yet maximize return by investing in longer maturities which typically earn a higher yield. Investment maturities are "laddered" as much as possible, to allow for any unforeseen expenditure. The City does not invest funds for the police and fire pension funds, therefore they are not part of this chart.



AGENDA ITEM EXECUTIVE SUMMARY

Title: Motion to Approve a Resolution Approving the First Street Redevelopment Phase III Stormwater Ordinance Variance

Presenter: Chris Bong, P.E.

Please check appropriate box:

	Government Operations		Government Services
	Planning & Development	x	City Council (9/8/15)-NEW BUSINESS
x	Public Hearing		

Estimated Cost: N/A Budgeted: YES NO

If NO, please explain how item will be funded:

Executive Summary:

The Stormwater Ordinance requires the finished floor elevation of buildings adjacent to the Fox River to be at or above the elevation of the 100-year floodplain + 3 feet. Back in 2006, a variance was approved to lower the allowable finished floor elevation to the 100-year floodplain + 2.3 feet (this elevation is equal to the 500-year floodplain). Since 2006, the economic conditions have dictated a different type of development on this site. To facilitate this new development, we are now asking for a variance to the 100-year floodplain + 2 feet. We believe this variance is necessary to have the proposed buildings relate to the existing roadways/sidewalks which will provide a more pedestrian oriented project. It should be noted that the proposed 100-year +2 feet finished floor flood protection elevation that we are requesting is identical to every other property within the county not adjacent to the Fox River.

Attachments: (please list)

Resolution
Application for Variance

Recommendation / Suggested Action (briefly explain):

Staff Recommends approval of the stormwater ordinance variance for the First Street Redevelopment Project Phase III and authorize the Mayor and Clerk to execute the same.

For office use only: Agenda Item Number: IA

City of St. Charles, Illinois
Resolution No. _____

**A Resolution Approving the
First Street Redevelopment Phase III
Stormwater Ordinance Variance**

**Presented & Passed by the
City Council on September 8, 2015**

WHEREAS, A request for a variance to Section 9-85: LOWEST OPENING and Section 9-5: DEFINITIONS: FPE OR FLOOD PROTECTION ELEVATION of the Kane County Stormwater Ordinance was filed on August 8, 2015, by Chris Bong of the City of St. Charles (hereinafter referred to as "Petitioner") of the First Street Redevelopment Phase III (hereinafter referred to as the "Subject Realty");

WHEREAS, The Subject Realty for which the variance is requested is generally located between Illinois Street and IL 64 and the Fox River and S. First Street; and legally described as follows: *Lots 1, 2, 3, 4 and 5 in the Resubdivision of Phase III First Street Redevelopment Subdivision of part of the East Half of the Southwest Quarter of Section 27 and the East Half of the Northwest Quarter of Section 34, Township 40 North, Range 8, East of the Third Principal Meridian, all in Kane County, Illinois according to the plat thereof recorded July 27, 2015 as document 2015K039582.*

WHEREAS, Pursuant to Article 9 of the Kane County Stormwater Ordinance, legal notice of public hearing was published in the Kane County Chronicle on August 20, 2015, and a public hearing was held on September 8, 2015; and

WHEREAS, Based on the application, the public hearing, City staff recommendations, and the Preliminary Plan, the City Council makes the following findings:

1. The proposed variance has no impact on flood elevations, rates or damages and will not create a threat to public health safety and welfare.
2. The proposed variance has no impact on conveyance capacity of any off-site drainage facility.
3. The variance is not requested solely for the purpose of increasing the density of the development nor impervious area on the site. The site is currently a developed urbanized area. The FPE variance is a result of desiring a pedestrian environment in the urbanized areas of St. Charles.
4. The variance is not requested solely as a result of economic hardship but in an endeavor to create an inviting pedestrian environment.
5. The variance is required due to unique, existing topographical features that constrain the site including the Illinois Street bridge crossing the Fox River.

Resolution No. _____
Page 2.

6. The variance request is not self-imposed and is a result of the existing floodplain.

NOW THEREFORE, be it resolved by the City Council of the City of St. Charles, Kane and DuPage Counties, Illinois, that a variance is hereby granted from the provisions of Section 9-85: LOWEST OPENING and Section 9-5: DEFINITIONS: FPE OR FLOOD PROTECTION ELEVATION of the Kane County Stormwater Ordinance, to reduce the allowable minimum flood protection elevation of the proposed buildings from the 100-year flood elevation plus 3 feet to the 100-year flood elevation plus 2 feet.

PRESENTED to the City Council of the City of St. Charles, Kane and DuPage Counties, Illinois, this 8th day of September, 2015.

PASSED by the City Council of the City of St. Charles, Kane and DuPage Counties, this 8th day of September, 2015.

APPROVED by the Mayor of the City of St. Charles, Kane and DuPage Counties, Illinois, this 8th day of September, 2015.

Mayor

ATTEST:

City clerk

COUNCIL VOTE:

Ayes:

Nays:

Absent:

Abstain:

City of St. Charles

Stormwater Management Ordinance

Application for Variance

Prepared By: Greg Chismark for the City of St. Charles
Date: 8-7-2015

The city of St. Charles requests a variance from the Kane County Stormwater Ordinance. This is submitted in relation to stormwater permit application for the First Street Phase III development dated August 10, 2015. The following information is provided for review of the Administrator per Table 901-Application for Variance.

1. The common address(es) and legal description of the site;

190 South 1st Street
St. Charles, IL 60174

Legal Description: Lots 1, 2, 3, 4 and 5 in the Resubdivision of Phase III First Street Redevelopment Subdivision of part of the East Half of the Southwest Quarter of Section 27 and the East Half of the Northwest Quarter of Section 34, Township 40 North, Range 8, East of the Third Principal Meridian, all in Kane County, Illinois according to the plat thereof recorded July 27, 2015 as document 2015K039582

2. The persons identified in § 9-104 A1 and A2;

- (1) City of St. Charles, 2 E. Main St, St. Charles, IL 60174;
- (2) Developer: First Street Development II

3. The names and addresses of all consultants retained in connection with the application for variance;

Greg Chismark, P.E.
Wills Burke Kelsey Associates
116 West Main Street
St. Charles, IL 60174

4. The names and addresses of all owners of record of land within 250 feet of the site;
See attached table

5. The specific feature or features of the development that require a variance;

We are seeking relief on the Flood Protection Elevation for all buildings within the Resubdivision of the Phase III First Street Redevelopment Subdivision adjacent to the Fox River floodplain. The stormwater ordinance requires the flood protection elevation to be three feet for areas adjacent to the Fox River.

6. The specific provisions of this ordinance from which a variance is sought and the precise extent of the variance therefrom;

The regulation is defined in Section 9-85 **Lowest Opening** and Section 9-5. – **Definitions**

9-85: LOWEST OPENING:

For proposed structures located outside the regulatory floodplain, the lowest opening shall be above the FPE. (Ord. 01-338, 10-9-2001)

9-5: Definitions - FPE OR FLOOD PROTECTION ELEVATION: The BFE plus two feet (2') of freeboard for structures within the plan limits of the BFE; outside the plan limits, the water table or 100-year design water surface elevation of any adjacent stormwater facility, whichever is higher, plus two feet (2') of freeboard; **along the Fox River and within its backwater zone the BFE plus three feet (3') of freeboard.**

7. A statement of the characteristics of the development that prevent compliance with the provisions of this ordinance;

We believe the FPE variance is necessary to have the proposed buildings relate to the existing roadways and other adjacent buildings. This is imperative to provide a pedestrian oriented project. This redevelopment project is constrained by the existing elevation of Illinois Street. A prior variance granted relief from this provision in 2006. The economic conditions have dictated a different type of development to increase property value to support the TIF and public benefit. This new development requests partial below grade parking and access from Illinois Street. Additional relief from the FPE requirements is necessary to facilitate reasonable access to existing public roadways.

8. A statement that the variance requested is the minimum variance necessary to permit the development;

The relief sought is to lower the FPE from the prior variance of the 500 year flood elevation to 2 feet above the BFE. This elevation matches the 2 foot FPE that is required on every other floodplain in the County and provides reasonable protection of the proposed buildings. As a point of reference, DuPage County requires one foot above the BFE, Lake, McHenry and Kendall Counties requires two feet above BFE for the defined FPE.

9. A statement as to how the variance requested satisfies the standards set forth in Section 9-205 of this ordinance;

- (1) The variance will not increase the probability of flood damage or create an additional threat to public health, safety, and welfare.

The proposed development will provide protection up 2 feet above the base flood elevation. This elevation is equal to the level of protection required in all other parts of Kane County.

- (2) The variance is the minimum required considering each of the following statements of policy underlying this ordinance and there are no means other than the requested variance by which the demonstrated hardship can be avoided or remedied to a degree sufficient to permit the reasonable continuation of the development.

- (A) Site runoff storage of stormwater shall also contribute to the improvement of the quality of stormwater runoff.

The requested variance will not have adverse impact on water quality. The proposed development will comply with all stormwater runoff quality requirements of the ordinance.

- (B) The volume of site runoff storage provided in open-air vegetated facilities is maximized consistent with other site constraints on land use, including zoning requirements essential for the proposed development.

The site runoff storage is being facilitated through fee in lieu of detention. This is appropriate and provided for by the Stormwater Ordinance.

- (C) Conveyance of stormwater shall not disproportionately absorb the design capacity of existing off site conveyance facilities for any storm event from the 2-year to the 100-year flood frequency.

The project is not changing the runoff characteristics of the redevelopment area. There will be no adverse impacts to downstream sewers as a result of this project.

- (D) High quality natural areas shall be preserved on the site, including, without limitation, stands of native trees, existing wetlands, natural floodplain storage or other valuable environmental and biological resources.

The site in its current condition does not contain any of the listed high quality natural areas or any other high quality natural areas.

- (3) The variance is not requested solely for the purpose of increasing the density of the development nor impervious areas on the site.

The variance is not requested solely for the purpose of increasing the density of the development nor impervious areas on the site. The site is located in a developed urbanized area. The variance is a result of desiring a pedestrian environment in urbanized areas of St. Charles.

- (4) The variance is not requested solely as a result of economic hardship.

The variance is not requested solely as a result of economic hardship. The variance is requested in an endeavor to create a pedestrian environment.

- (5) If applicable, the variance is required due to unique, natural topographical features of the site.

The variance is requested due to unique existing topographic features that constrain the site including 1st Street, Illinois Avenue, Illinois Route 64, and the Fox River.

- (6) The applicant's circumstances are not self-imposed.

The variance request is not self-imposed and is a result of existing floodplain, floodway, and site topography.

Addresses within 250 feet of the site

PIN	Owner Name	Mailing Address	City	State	Zip
934129001	Fox Island Limited Partnership, Sho Deen, Inc.	17 N First St.	Geneva	IL	60134
934129005	<i>same as above</i>				
934129002	Oie, Vernon	41 Whittington Course	St. Charles	IL	60174-5782
934128011	<i>City of St. Charles</i>				
934132019	<i>City of St. Charles</i>				
934128012	Lencioni Family Partnership LLC	300 S Second St.	St. Charles	IL	60174
934128001	Trust #20835, Standard Bank & Trust Co, Trustee	7800 W 95th St.	Hickory Hills	IL	60457-2262
934128002	<i>same as above</i>				
927388005	State Bank of St. Charles Bldg Corp, Harris NA - CRE	PO Box 755	Chicago	IL	60690-0755
927388001	<i>same as above</i>				
927388002	Burger, Robert L & Marla J	1551 Country Squire Dr.	Geneva	IL	60134
934288007	<i>City of St. Charles</i>				
934126011	LTC Group LLC	202 Simpson St.	Geneva	IL	60134
927377019	<i>City of St. Charles</i>				
927377018	<i>City of St. Charles</i>				
927377029	<i>City of St. Charles</i>				
927377024	<i>City of St. Charles</i>				
927377028	<i>City of St. Charles</i>				
927377002	117 W Main St. LLC, David Gary	505 Echo Cir	Marco Island	FL	34145-3609
927377004	American National Bank & Trust, Frank Ferraro	4765 Coyote Lakes Cir	Lake in the Hills	IL	60156-6511
927377023	<i>same as above</i>				
927377006	McNally Realty Group LLC	123 W Front St. Unit 200	Wheaton	IL	60187-5105
927377007	Lando, Karen A Trust, Trustee	107 W Main St.	St. Charles	IL	60174
927377017	DSZ LLC, Dino Sisto	988 Woodside Dr	West Chicago	IL	60185-5038
927377016	DSZ, LLC	5 S 1st St.	St. Charles	IL	60174
927376005	First Midwest Bank, % Trust Division	2801 W Jefferson St.	Joliet	IL	60435
927376002	DPC Holdings LLC Series E Main Street	3102 Easton Pl	St. Charles	IL	60175
934126027	First Street Development LLC	409 E Illinois Ave Unit 1C	St. Charles	IL	60174
934126030	<i>same as above</i>				
934126032	<i>same as above</i>				
934126035	<i>same as above</i>				
934126036	<i>City of St. Charles</i>				
934126034	<i>City of St. Charles</i>				
934126033	<i>City of St. Charles</i>				
934126031	<i>City of St. Charles</i>				
934126029	<i>City of St. Charles</i>				
934126028	<i>City of St. Charles</i>				



#1 City for Families
by FamilyCircle® 2011

August 19, 2015

Dear Resident/Property Owner:

A public hearing will be held by the City Council of the City of St. Charles, Illinois, on Tuesday, September 8, 2015 at 6:55 p.m. in the Council Chambers of the Municipal Building Two East Main Street. At this time the City Council will consider a proposed variance to the Stormwater section of the St. Charles Municipal Code. The variance is in regard to the proposed First Street Redevelopment Project located between Illinois Street and IL 64 and the Fox River and S. First Street, legally described as follows:

Lots 1, 2, 3, 4 and 5 in the Resubdivision of Phase III First Street Redevelopment Subdivision of part of the East Half of the Southwest Quarter of Section 27 and the East Half of the Northwest Quarter of Section 34, Township 40 North, Range 8, East of the Third Principal Meridian, all in Kane County, Illinois according to the plat thereof recorded July 27, 2015 as document 2015K039582.

It is proposed that a variance to the Municipal Code be granted from the following:

9-85: LOWEST OPENING:

For proposed structures located outside the regulatory floodplain, the lowest opening shall be above the FPE. (Ord. 01-338, 10-9-2001)

9-5: DEFINITIONS: FPE OR FLOOD PROTECTION ELEVATION:

The BFE plus two feet (2') of freeboard for structures within the plan limits of the BFE; outside the plan limits, the water table or 100-year design water surface elevation of any adjacent stormwater facility, whichever is higher, plus two feet (2') of freeboard; along the Fox River and within its backwater zone the BFE plus three feet (3') of freeboard.

The variance requested is to allow a minimum flood protection elevation of the building at or above the 100-year flood elevation plus 2 feet.

Please feel free to contact the Development Engineering Division with any questions at (630) 443-3677.

RAYMOND P. ROGINA Mayor

MARK KOENEN, P.E. City Administrator



ST. CHARLES
SINCE 1834

AGENDA ITEM EXECUTIVE SUMMARY

Title:	Motion to Approve an Ordinance Authorizing the Execution of the Phase I Construction License Agreement between First Street Development II, LLC and the City of St. Charles
Presenter:	Rita Tungare, Dir, of Community & Economic Development

Please check appropriate box:

<input type="checkbox"/>	Government Operations	<input type="checkbox"/>	Government Services
<input type="checkbox"/>	Planning & Development	<input checked="" type="checkbox"/>	City Council (9/8/15)-NEW BUSINESS
<input type="checkbox"/>	Public Hearing	<input type="checkbox"/>	

Estimated Cost:	N/A	Budgeted:	YES	<input type="checkbox"/>	NO	<input type="checkbox"/>
-----------------	-----	-----------	-----	--------------------------	----	--------------------------

If NO, please explain how item will be funded:

Executive Summary:

A license agreement between the City of St. Charles and the First Street Development II, LLC for the First Street redevelopment project is being presented to the Council for consideration.

Both the City and First Street Development II, LLC are parties to the City of St. Charles Central Downtown Tax Increment Financing Redevelopment Agreement (First Street Project), dated the 5th day of March, 2015 (the "RDA").

First Street Development II, LLC is requesting the temporary right to stage construction activities and materials and to commence grading and other construction activities on portions of the Redevelopment Project Area as defined in the RDA and as depicted on the attached map.

Attachments: *(please list)*

Ordinance
License Agreement

Recommendation / Suggested Action *(briefly explain):*

Staff Recommends approval of the license agreement and to authorize Mayor and Clerk to execute the same.

<i>For office use only:</i>	<i>Agenda Item Number:</i> IB
-----------------------------	-------------------------------

City of St. Charles, Illinois
Ordinance No. 2015-M-

**Motion to approve an Ordinance Authorizing
the Execution of the Phase I Construction License Agreement
Between First Street Development II, LLC and
the City of St. Charles, Kane and DuPage Counties, Illinois**

WHEREAS, the City of St. Charles ("City") owns Lot 1 of the Resubdivision of Phase III First Street Redevelopment Subdivision, recorded as Document No. 2015K039582, on July 27, 2015 ("Lot 1"); and

WHEREAS, the City and First Street Development II, LLC, an Illinois limited liability company ("Licensee") are parties to the City of St. Charles Central Downtown Tax Increment Financing Redevelopment Agreement ("First Street Project"), dated March 5, 2015 ("RDA"); and

WHEREAS, Licensee requires the temporary right to stage construction activities and materials and to commence grading and other construction activities on portions of the Redevelopment Project Area as defined in the RDA.

NOW, THEREFORE, BE IT ORDAINED by the City Council of the City of St. Charles, Kane and Du Page Counties, Illinois:

1. That the Mayor and City Clerk be, and the same are, hereby authorized and directed to execute that certain Phase I Construction License Agreement with Licensee in substantially the same form as attached hereto as Exhibit "A" and, by this reference, made a part hereof.

2. This Ordinance shall be in full force and effect from and after its passage and approval pursuant to law.

3. That after the adoption and approval hereof the Ordinance shall (i) be printed or published in book or pamphlet form, published by the authority of the Council, or (ii) within thirty (30) days after the

adoption and approval hereof, be published in a newspaper published in and with a general circulation within the City of St. Charles.

PRESENTED to the City Council of the City of St. Charles, Illinois, this 8th day of September, 2015.

PASSED by the City Council of the City of St. Charles, Illinois, this 8th day of September, 2015.

APPROVED by the Mayor of the City of St. Charles, Illinois, this 8th day of September, 2015.

Mayor Raymond P. Rogina

ATTEST:

City Clerk

COUNCIL VOTE:

Ayes:

Nays

Abstain:

Absent:

APPROVED AS TO FORM:

City Attorney

Date

EXHIBIT A

PHASE I CONSTRUCTION LICENSE AGREEMENT

[illegible]

Prepared by and mail to: William F. Bochte Bochte Kuzniar & Navigato LLP 2580 Foxfield Road Suite 200 St Charles, Illinois 60174	
--	--

For Recorder's Use Only

**License Agreement
PHASE I**

This PHASE I CONSTRUCTION LICENSE AGREEMENT ("License") is made and entered into on this 8th day of September, 2015 by and between the CITY OF ST. CHARLES, an Illinois municipal corporation (herein referred to as "Licensor") and FIRST STREET DEVELOPMENT II, LLC, an Illinois limited liability company (herein referred to as "Licensee").

Licensor and Licensee are parties to a certain City of St. Charles Central Downtown Tax Increment Financing Redevelopment Agreement (First Street Project), dated the 5th day of March, 2015 (the "RDA"). Unless otherwise defined to the contrary, all defined terms in the License shall have the same definition and meaning as provided for in the RDA.

Pursuant to Section 4.1 of the RDA, the Licensee is to construct each Phase of the Project undertaken by Developer in accordance with the objectives of the Redevelopment Plan, the Site Plan, the Scope of Project and all Governmental Requirements. Licensee desires to enter the fenced in area on the City Property depicted on Exhibit A, attached hereto and made a part hereof, and as modified from time to time during construction and begin construction of the Phase I and the Licensor is willing to grant Licensee a license to do so, pursuant to the RDA, on the terms and conditions set forth below.

Licensor hereby grants Licensee and its contractors and its subcontractors, a license to enter upon the City Property, for the purpose of staging construction activities and materials and to commence grading and related construction activities on the City Property, as required under the RDA (collectively the "Work") provided, however:

1. Such Work is at Licensee's risk shall be done in accordance with the RDA and all applicable laws, regulations and requirements of all governmental authorities having jurisdiction

over the Work and in full compliance and in strict conformance with the plans and specifications approved by the City.

2. The terms of the RDA are incorporated herein and made a part hereof. The term of the License shall expire upon Substantial Completion of Phase I as contemplated by the RDA, or as may be otherwise determined by the City upon notice to Licensee, as provided for under the RDA, and the Licensee shall restore the City Property to substantially the same condition as existed prior to commencement of the Work, except for those improvements on Lot 1 of Phase I to be constructed and owned by Licensee pursuant to the RDA.

3. The Licensee agrees to and shall indemnify, defend and hold harmless Licensor its members, managers, representatives, assigns, servants, agents and employees from any and all liability, claims, damages, expenses, actions, and costs of actions, in law or equity (including reasonable attorney's fees and costs, and reasonable attorney's fees and costs on appeal), of any kind and nature, arising or growing out of or in any way connected with the use, occupancy, maintenance or control of the public parking activities on the Property by the Licensee and any of its agents, assigns, servants, employees, customers, patrons or invitees, or arising out of or in any way connected with the operation or conduct of the Licensee hereunder or in any way related to this License, whether known or unknown, suspected or unanticipated as well as anticipated and that now exist or may hereinafter accrue based on matters now known as well as unknown. The Licensee shall, at its own expense, appear, defend and pay all reasonable charges of attorneys and all costs and other expenses arising therefore or incurred in connections therewith, and, if any judgment shall be rendered against Licensor, its members, managers, representatives, assigns, servants, agents and employees, the Licensee shall, at its own expense, satisfy and discharge the same. Each party shall give prompt written notice to the other of the assertion or commencement of any claim, demand, investigation, action, suit or other legal proceeding for which indemnity is, or may be sought hereunder. The Licensee shall have the right and obligation to assume, at its own expense, the defense or settlement of any third-party claim, demand, investigation, action, suit or other legal proceeding for which it is obligated to provide indemnity hereunder; provided, however, that the Licensee shall not settle or compromise any such claim, demand, investigation, action, suit or other legal proceeding without Licensor's prior written consent thereto, unless the terms of such settlement or compromise unconditionally discharge and release Licensor from any and all liabilities and obligations thereunder and do not involve a remedy other than the payment of money by the Licensee. Notwithstanding the foregoing, the Licensee may not assume or control the defense if the named parties to a third party claim (including any impleaded parties) include both the Licensee and Licensor and representation of both parties by the same counsel (in such counsel's reasonable determination) would be inappropriate due to actual or potential differing interests between them, in which case Licensor shall have the right to defend the third party claim and to employ counsel reasonably approved by the Licensee, and to the extent the matter is determined to be subject to indemnification hereunder, the Licensee shall reimburse Licensor for the reasonable costs of its counsel. If the Licensee does not assume liability for and the defense of a third party claim, Licensor shall have the right (i) to control the defense thereof and (ii), if Licensor shall have notified the Licensee of Licensor's intention to negotiate a settlement of the third party claim (at the Licensee's expense to the extent the matter is determined to be subject to indemnification hereunder), which notice shall include the material terms of any proposed

settlement in reasonable detail, unless the Licensee shall have notified Licensor in writing of the Licensee's election to assume liability for and the defense of the third party claim within ten days after receipt of such notice, and the Licensee promptly thereafter shall have taken appropriate action to implement such defense. Licensor shall have the right to settle such third party claim. Licensor shall not be entitled to settle any such third party claim pursuant to the preceding sentence without the Licensee's prior written consent unless the terms of such settlement includes an unconditional release of the Licensee by the third party claimant on account thereof. Notwithstanding the foregoing, Licensor at all times shall have the right, at its option and expense, to participate fully in the defense or settlement of such claim, demand, investigation, action, suit or other legal proceeding. The Licensee and Licensor shall cooperate fully in defending or settling any third-party claim, demand, investigation, action, suit or other legal proceeding, and the defending or settling party shall have reasonable access to the books and records and personnel of the other party that are relevant to such claim, demand, investigation, action, suit or other legal proceeding.

4. During the term of this License and until Closing, the Licensee shall furnish, or cause its contractors to furnish, to the Licensor a certificate of insurance, to be provided under the construction agreement between Licensee and its contractor, as approved by Licensor, but in no event for coverages and amounts less than those required under the RDA, and otherwise reasonably satisfactory to the Licensor. The insurance policies shall be expressly endorsed to include the Licensor, as additional insured. Such certificates of insurance shall require the insurer(s) to provide not less than thirty (30) days advance written notice to the Licensor in the event of any cancellation, non-renewal or change in the policy limits, terms or conditions which would cause them to fail to meet the foregoing requirements. Such insurance shall be maintained during the terms of the License.

5. Licensor shall at Licensee's sole cost and expense fully but reasonably cooperate with Licensee's efforts to obtain necessary permits and governmental approvals to begin site work and construction, including but not limited to executing and /or consenting to any necessary applications as Licensor of the Property when and if required by any governmental authority.

6. The Licensee shall be liable for all claims for damages to persons or property by reason of the occupation or use of the Property for the Work under this License. Licensor, its representatives, assigns, servants, agents and employees shall not be liable for any damage to the property of the adjoining property owners or occupants or the property of the public.

7. Assignment. The Licensee shall neither assign this License nor any part of it without the prior written consent of Licensor, which may be withheld for any or no reason.

8. Time is of the Essence. Time is of the essence in this License, and in all terms and conditions contained herein.

9. Notices. Written notice mailed or hand-delivered to the Licensor at Two East Main Street, St. Charles, Illinois 60174, Attn: Mark Koenen, shall constitute sufficient notice to it and written notice mailed or hand-delivered to Licensee at 409 East Illinois Ave., Suite 1C, St. Charles, Illinois 60174, shall constitute sufficient notice to Licensee to comply with

the terms of this License. Notice by mail shall be considered given on the date postmarked, or in the case of hand-delivery, on the date delivered.

10. Entire Agreement. This License constitutes the entire agreement between the parties relating to the matters set forth herein, and shall supersede all written or oral agreements or understandings that may have been had between the parties. This License may be amended by the mutual written agreement of the parties.

11. Negotiation. The parties to this License acknowledge that all terms of this License were negotiated at arm's length and that this License and all documents executed in connection herewith were prepared and executed without undue influence exerted by any party or on any party. Further, this License was drafted jointly by all parties, and no parties are entitled to the benefit of any rules of construction with respect to the interpretation of any terms, conditions or provisions of this License in favor of or against any person or party who drafted this License.

LICENSOR

CITY OF ST. CHARLES,
an Illinois municipal corporation

By: _____
Mayor Raymond Rogina


Attest: _____
Nancy Garrison, City Clerk

LICENSEE

FIRST STREET DEVELOPMENT II, LLC,
an Illinois limited liability company

By: _____

EXHIBIT A

 ST. CHARLES <small>S I N C E 1 8 3 4</small>	AGENDA ITEM EXECUTIVE SUMMARY														
	Title:	Motion to approve a Resolution Authorizing the conveyance of Lot 1 of the Resubdivision of Phase III of First Street Redevelopment Subdivision.													
	Presenter:	Mark Koenen													
<i>Please check appropriate box:</i>															
	Government Operations				Government Services										
	Planning & Development			X	City Council 09-08-15										
	Public Hearing														
<table border="1"> <tr> <td>Estimated Cost:</td> <td>\$NA</td> <td>Budgeted:</td> <td>YES</td> <td>X</td> <td>NO</td> <td></td> </tr> </table>								Estimated Cost:	\$NA	Budgeted:	YES	X	NO		
Estimated Cost:	\$NA	Budgeted:	YES	X	NO										
If NO, please explain how item will be funded:															
Executive Summary:															
<p>The Redevelopment Agreement, RDA, permits the developer to convey lot 1 <i>with substantial completion</i> of the building 1. Additionally, the RDA enables the Corporate Authorities of the City to allow the conveyance of Lot 1 in advance of substantial completion with the approval of a Resolution directing this action. The resolution included in the Council packet, enables First Street Development II, LLC to convey lot 1 to First Street Development II - ALE Development, LLC. This lot 1 conveyance is consistent with the representations we have known about for some time regarding the 1st St Phase III developer and ALE building program.</p>															
Attachments: (please list)															
Resolution															
Motion to approve a Resolution Authorizing the conveyance of Lot 1 of the Resubdivision of Phase III of First Street Redevelopment Subdivision.															
Staff recommends approval.															
For office use only:		Agenda Item Number: IC													

**City of St. Charles, Illinois
Resolution No. 2015-_____**

**A Resolution Authorizing the Conveyance of
Lot I of the Resubdivision of Phase III of
First Street Redevelopment Subdivision**

**Presented & Passed by the
City Council on September 8, 2015**

WHEREAS, the City of St. Charles (“City”) and First Street Development II, LLC, an Illinois limited liability company (“Developer”) are parties to the City of St. Charles Central Downtown Tax Increment Financing Redevelopment Agreement (“First Street Project”); and

WHEREAS, Section 7.1 of the RDA provides that the Developer may not transfer any portion of its interest in any phase of the First Street Project without the consent of Corporate Authorities of the City; and

WHEREAS, First Street Development II, LLC has previously advised the City of its intentions to develop Lot 1 by virtue of a joint venture known as First Street Development II – ALE Development, LLC; and

WHEREAS, the City is willing to consent to said conveyance.

NOW, THEREFORE, BE IT ORDAINED by the City Council of the City of St. Charles, Kane and Du Page Counties, Illinois:

1. That the City Council hereby consents to the conveyance of Lot 1 of the Resubdivision of Phase III of First Street Redevelopment Subdivision from First Street Development II, LLC to First Street Development II – ALE Development, LLC.

2. That, on behalf of the City of St. Charles, the City Administrator is hereby authorized and directed to advise the Developer of said consent in accordance with Section 7.1 of the RDA.

3. This Resolution shall be in full force and effect from and after its adoption and approved as provided by law.

PRESENTED to the City Council of the City of St. Charles, Illinois, this 8th day of September, 2015.

PASSED by the City Council of the City of St. Charles, Illinois, this 8th day of September, 2015.

APPROVED by the Mayor of the City of St. Charles, Illinois, this 8th day of September, 2015.

Mayor

ATTEST:

City Clerk

COUNCIL VOTE:

Ayes: _____

Nays: _____

Absent: _____



ST. CHARLES
SINCE 1834

AGENDA ITEM EXECUTIVE SUMMARY

Title:	Motion to Approve Construction Contract with C & H Excavating, Inc. for the Woods of Fox Glen Creek Stabilization Project
Presenter:	Karen Young

Please check appropriate box:

<input type="checkbox"/>	Government Operations	<input type="checkbox"/>	Government Services
<input type="checkbox"/>	Planning & Development	<input checked="" type="checkbox"/>	City Council 09.08.15

Estimated Cost:	\$667,191.40	Budgeted:	YES	<input checked="" type="checkbox"/>	NO
-----------------	--------------	-----------	-----	-------------------------------------	----

If NO, please explain how item will be funded:

Executive Summary:

On August 28, 2015, sealed bids for the Woods of Fox Glen Stabilization Project were publicly opened and read aloud. The City received a total of ten qualified bids for this project and the results of the bid opening are as follows:

Bid Results:

<i>Engineer's Estimate</i>	<i>\$667,191.40</i>
C&H Excavating	\$599,270.80
V3 Construction Group	\$660,000.00
Earthworks Land Improvement	\$718,880.00
Martam Construction	\$742,190.50
Clauss Brothers, Inc.	\$763,023.90
Copenhaver Construction	\$793,693.50
J. S. Riemer Inc.	\$809,700.75
Great Lakes Landscape Co.	\$1,095,376.10
Kovilic Construction Co.	\$1,277,319.50
Fox Excavating	\$1,347,062.50

The scope of work will include widening and stabilization of the streambank channel and banks to handle the stormwater runoff, concrete weir installation, tree removal and landscape plantings. The design plans and specifications were prepared by Wills Burke Kelsey Associates. City staff has contacted C&H Excavating's references and staff believes that the contractor is capable to perform this work.

Attachments: (please list)

None.

Recommendation / Suggested Action (briefly explain):

Motion to approve a Construction Contract with C & H Excavating, Inc. for the Woods of Fox Glen Creek Stabilization Project.

For office use only:	Agenda Item Number: ID
----------------------	------------------------



ST. CHARLES
S I N C E 1 8 3 4

AGENDA ITEM EXECUTIVE SUMMARY

Title: Motion to Approve an Agreement with Wills Burke Kelsey Associates for Construction Engineering Services for the Woods of Fox Glen Creek Stabilization Project

Presenter: Karen Young

Please check appropriate box:

Government Operations

Government Services

Planning & Development

X

City Council 09.08.15

Estimated Cost: \$58,027

Budgeted:

YES

x

NO

If NO, please explain how item will be funded:

Executive Summary:

This approval is for the Phase 3 Construction Engineering services for the inspection of the Woods of Fox Glen Creek Stabilization Project work during construction. Staff selected Wills Burke Kelsey Associates to submit a request for proposal for this project and negotiated a fee for this work in the amount of \$58,027. Staff worked with WBK on the design of this project.

Attachments: (please list)

None.

Recommendation / Suggested Action (briefly explain):

Motion to approve an Agreement with Wills Burke Kelsey Associates for Construction Engineering Services for the Woods of Fox Glen Creek Stabilization Project.

For office use only:

Agenda Item Number: IE

**MINUTES
CITY OF ST. CHARLES, IL
GOVERNMENT OPERATIONS COMMITTEE
MONDAY, AUGUST 17, 2015**

1. Opening of Meeting

The meeting was convened by Chairman Stellato at 7:35 p.m.

2. Roll Call

Members Present: Chair. Stellato, Ald. Silkaitis, Payleitner, Lemke, Turner, Bancroft, Krieger, Gaugel, Bessner, and Lewis

3. Omnibus Vote

Budget Transfers Revision – July 2015

Budget Transfer Resolutions (25)

Motion by Ald. Bancroft, second by Krieger to to approve the omnibus items as presented.

Voice Vote: Unanimous; Nays: None. Chrmn. Turner did not vote as Chairman. **Motion carried.**

4. Information Systems Department

a. Recommendation to upgrade Lawson Enterprise Resource Planning Software to Version 10 and authorization of contract with Ciber for Services.

Larry Gunderson: Tonight we're seeking approval for an upgrade of our Lawson Enterprise Resource Planning Software to Version 10. Penny Lancor, Project Manager of the IS Department will explain the project.

Penny Lancor: To be respectful of time I'm not going through all the details that are outlined in the packet, but I did want to bring up a couple of points regarding the project. One, I wanted to give you a framework of reference of how utilized the software system is. The numbers on the slide represent the number of transactions that have been processed through this software in a single month of July 2015 and it is highly utilized in the City. Two, I wanted to clarify how we calculate the requested approval amount. The project itself consists of the cost per services and the required complier license and then we added a contingency amount. We are upgrading not only operating systems levels but also the sequel server level for the infrastructure for this software. There could be potential unknown or unforeseen technical difficulties with that. We don't anticipate spending the contingency amount and if we don't, it will remain unspent.

Ald. Silkaitis: We did this in 2011, is this the average time frame every five years we have to spend \$155K?

Penny: Software generally does have that long of a life cycle – yes.

Ald. Gaugel: What is the City's experience with Ciber with the vendors specifically?

Penny: We've used them in other smaller projects. We've not used them in a project of this size. However, we have a core ERP team that consists of four individuals from the City. We interviewed quite extensively, all the technical resources from the four vendors that we received quotes from. They have by far implemented the greatest number of successful upgrades for other Lawson customers and they came in at the lower cost. We are very comfortable with them and they're the largest in size of all the vendors.

Ald. Lemke: You said additional licenses is that because there are more servers?

Penny: It's an upgraded license.

Motion by Ald. Turner, second by Lemke to recommend an upgrade of Lawson Enterprise Resource Planning Software to Version 10 and authorization of contract with Ciber for Services.

Voice Vote: Unanimous; Nays: None. Chrmn. Turner did not vote as Chairman. **Motion carried.**

5. Fire Department

a. Recommendation to approve closing of parking lot J and the 100 block of Riverside Drive from 9 a.m. to 4 p.m. for Fire Department Open House Events.

Chief Schelstreet: On October 4 we are having our annual open house. This evening I would like to request permission to close the roadway in front of the Fire House and parking lot J which is the Municipal parking lot; as we do have many demonstrations with children running back forth; and for the simple purposes of safety I would like to close the roadway and parking lot for our event.

Motion by Ald. Krieger, second by Gaugel to recommend approval of closing of parking lot J and the 100 block of Riverside Drive from 9 a.m. to 4 p.m. for Fire Department Open House Events.

Voice Vote: Unanimous; Nays: None. Chrmn. Turner did not vote as Chairman. **Motion carried.**

6. Mayor's Office

a. Presentation continued to discuss Video Gaming (staff, council and public comment).

Chrmn. Stellato: Ground rules for this item. One of the concerns we had last time was we went rather long and the committee never got a chance to ask questions or make statements. Tonight we are going to have staff make the presentation and they have a guest here tonight to talk as well. We are going to limit testimony in the audience until we've allowed everyone up here to discuss this issue after staff gives their presentation.

Mark Koenen: What's the lay of the land for tonight's presentation? Two weeks ago there was conversation related to video gaming. We are going to do a brief review of that meeting to build a bridge from that meeting to this meeting tonight. We have brought on board to the City's Video Gaming Team Maurine Patten who I will introduce later and has worked with the City for a number of years through a variety of projects, particularly in coaching as well as bringing on key staff managers to the organizations and she'll talk about some particular areas of the video gaming process and address some topics that I thought last time we were talking about this were missing from the presentation – namely some definitions, specifically the definition of video gaming and how the brain works, and what's an addiction. We are also going to talk about social costs. The Mayor reference of that in his earlier comments. We'll also talk about direct video gaming costs and what those revenues mean. That was highlighted at the last meeting and Chris Minick, Finance Director, will go into that with a lot more detail, and then there's some other information we'll share as well this evening.

First with the brief review. Video gaming, as we are talking about it tonight, is the use of these machines in various kinds of establishments in the City of St. Charles. It is sanctioned by the State of Illinois and the three types that the state has sanctioned are identified in the Powerpoint. The state has also put a limit on the number of terminals that can be in each of these establishments which are limited to five; you can't have any more than five machines. Video gaming device, itself, is considered an adult activity and needs to be segregated from the rest of the facility and be monitored by an adult supervisor. All these rules that the state has set up are under the Illinois Gaming Board.

In terms of gaming revenues, the state and municipalities share in that revenue. 30% of net terminal income is income of what is wagered and that's what paid out as winnings, in other words the losses are shared between the State of Illinois and municipal governments. The state retains 5/6 of that and City of St. Charles would obtain 1/6 of that. For example for every \$2M (net terminal income), \$100K would come into the city's coffers. There is also a startup cost that is associated with this program. Should the City Council determine that video gaming would be permitted as authorized under the state law, it doesn't happen immediately tomorrow. The process vendors would have to apply to the State of Illinois and there is a 6-month process they need to go through to get their license, there'll be a City of St. Charles licensing element as well, and then there would be a maturing of video gaming in the City of St. Charles for consideration.

Last time we talked about a reasonable amount of revenue the City could receive and at full normalization we are talking about \$175K and that would take up to 3-5 years. That translates into 92 terminals to be placed. In St. Charles we have approximately 80+ establishments – so you can do the math.

Our local police department did some evaluation with some of their peer organizations on increase calls for service, any increased crime levels that we should be concerned about early on if we were to engage in state sanction video gaming operation and they have seen little evidence of that being a reality, but there are indirect impacts that are difficult to quantify and we'll talk about that later.

Some public comment questions were raised on social issues and the cost of such issues, such as, addiction and counseling, domestic issues/abuse, homelessness, bankruptcy, reduced resources to allocate to other needs. At that same time we heard about the economic boosts this would provide to people in the community who would have these types of activities in their establishments.

I'm now going to introduce Maurine Patten, Ed.D, local St. Charles citizen who has done significant training in the reality therapy training and working with addictions. She also has done some work in the area of "how do you own your brain fitness (coach) and also optimizing brain health performance". Ms. Patten is a member of the American Psychology Association and the International Positive Psychology Association, and will ask her to come forward.

Maurine Patten: I will give you some facts tonight that I hope will help you with the decision you have to make. Video gaming is becoming more part of our culture. Gambling is on the continuum and we start with things such as bingo, lottery, cards, dice, etc. Video gaming is on the end of the continuum. Is it a part of life that has become entertainment? Yes it is. What we are trying to balance here are what types of gambling that is being renamed as gaming and are perhaps more addictive and causing problems for people. Gambling has now been placed in a new category. Prior to that it had been in a category for impulse disorders and now it's in the substance related addictive category.

Refer to Slide 11 of presentation where definitions are listed for video gaming, addiction, gambling disorder, video gaming addiction. Video gaming can be utilized through a computer screen and on phones. This is the most addictive form of gambling out there because machines are designed to present greater chances of a payoff than there actually is. These machines also hit one's pleasure system so that you respond in a very positive way. 2-3% adults have a gaming problem. Also note that 80% of people who have gaming addictions do not go for help as they don't recognize themselves as having an addiction. 75% who do go for treatments will return to gambling. Primary targets are veterans and women.

Slide 12 described the addiction's impact on the brain regarding how the pleasure center tells the brain what is important and what behaviors to repeat to survive and the brain's reward system in the pleasure center is overstimulated by video gaming negatively affecting emotions, decision-making, etc. Dopamine floods circuits to the frontal lobes producing euphoric, trance-like effects similar to a high or in the zone; and the brain keeps producing dopamine to keep the zone going. Addicts don't play to win; they play to get in the zone.

Slide 13 Video Gaming's Relationship with alcohol: It takes significantly less time for addiction to occur with video gaming – and of this group they will also have an alcohol addiction; but with alcohol you don't get addicted as quickly as one does to video gaming. It is more similar to being addicted to cocaine and Meth. 1 in 5 with a gaming disorder attempts suicide – that is not true for alcohol. 1 in 12 adults (20%) are addicted to alcohol.

Slide 14 – Link Between Location and Video Gaming: easy access to gaming opportunity increases odds of problem gambling among women; easy access or close proximity is considered

a risk factor for addiction affecting all ethnic groups, married, single, divorced, widowed, male, female regardless of employment and education levels.

In closing I was talking to the gaming board about video gaming and I was told that the patent for allowing vouchers to run the machines instead of paying your own money as the system is right now will expire in 2017. The machines will all become cashless. Once the machines are cashless they are totally designed for addiction. The goal of the machines is basically to have people play to what they call “extinction”, which means in the gambling world is “going broke”. I can assure you that there is more at stake here than just money.

Mark: It is difficult to quantify social costs as it relates to video gaming. We did come up with a quote out of the Chicago Tribune:

Slide 15: “Kindt, a professor of business and legal policy at the University of Illinois Urbana...has studied the effect of gambling for the last 25 years, points to his own research findings that suggest all gambling in the state produces about \$1.5 billion, whereas the “social costs” – drug addiction, bankruptcies and crime – fall between the \$3 billion and \$6 billion.”

We tried to bring this down to being more local – what does it mean for Kane County, what does it mean for the City of St. Charles? All we could come up with is that St. Charles is included in this value. Relating back to video gaming which is a part of our environment today, so we are a part of that value.

The flip side of that coin is qualitative value and what does that mean? If you accept the definition of video gaming – it’s here today. St. Charles is not totally immune of what the real cost of social cost may be in our community. Additionally, St. Charles is in a donut hole. Figuratively speaking state manage video gaming is around us. Also as the Mayor said earlier, e-technology permits video gaming today in the City of St. Charles.

Social costs, to some extent, are here. Prior to two weeks ago, Chief Keegan had a conversation with a local social service agency who provides services to members of our community. Those include TriCity Family Services, Ecker, Renz, and Lazarus House. They all indicated that they had no quantitative data that suggests that the number of clients coming to them for assistance has grown in particular since the Illinois Gaming Board has become effective. Having said that, at the same time they cautioned those kinds of comments by saying they really are concern about the state managed video gaming program as a new introduction of that level of entertainment in the City of St. Charles.

Video game statistics – I’m now going to turn the podium over to Chris Minick, Finance Director, who will walk you through some of these values.

Chris Minick: As we gathered two weeks ago to discuss this item for the first time, there was a lot of discussion about the numbers and calculations and various scenarios. I’ve had the opportunity over the past two weeks to put together some analyses and scenarios and answer some of the questions that were raised by the committee at that particular point in time. I’ve also

had opportunity to go out to some various websites from the State of Illinois and gather some statistics and we'll go through those statistics before we get into the analysis because some of those statistics form the basis and some of the base assumptions that go into the analysis that I'm going to go through, in quite a bit of detail. There are a lot of numbers I am going to present tonight, but it will help to close the loop on the financial end of it and what happens to the wagering dollars in the State of Illinois according to statute.

The gaming board's website actually tracks statistics on video gaming for a 34-month period – back to September 2012. At the time I performed this analysis the latest month that they had information for was June 2015. They have since added July, but these numbers, tonight, only reflect the 34 months of September 2012 to June 2015. **Reference Slide 17 Video Gaming Statistics:** amount wagered; VGT payouts; Net Terminal Income (NTI) equals 92.03% state payout ratio.

I was asked to compare video gaming activity to lottery sales. I was able to go from the gaming board's website and take a look at the last State of Illinois fiscal year of July 2015 to June 2015 and that reflected that there was a little over \$10B in gaming activity in the most recent fiscal year. Lottery sales in that same 12-month time period were just about \$2.85B. So there's over three times amount of gaming activity related to video gaming terminals as compared to lottery sales within the State of Illinois. **Reference Slide 19 Video Gaming Statics:** talked about tax rate of 30% of NTI and percentages municipalities received (1/6) of taxes generated at VGTs and the tax rate and distribution formula that are set out in state statutes.

Slide 20: Calculations: Based on these amounts and calculations and these types of ratios, approximately \$25.1M would need to be wagered if video gaming terminals were within the City limits to return \$100K in tax revenue to the City of St. Charles. **Reference Slides 21 and 22 as calculation examples.**

Slide 23: Distribution of Wagers made... Closing the loop on the \$25M, we discussed the amount wagered going into the machine, discussed winnings returned to players, talked about taxes that the state retains and the City experiences based on that level of activity. What we haven't accounted for yet is the \$1.4M that is the difference between the \$2M in losses and the \$600K tax liability. State law does require that 50% of after tax profits from a VGT to be paid to the Terminal Operator (VGT provider) and 50% to be paid to the local licensed establishment holding the VGT (the business within the City of St. Charles). Based on this distribution formula the \$1.4M would be split evenly between the two. That closes the loop and accounts for all \$25M that would be wagered under that scenario.

Slides 24 - 26: How Many Terminals?: When you annualized the monthly wagers it comes out to \$475K in wagers that are placed on average per terminal within the State of Illinois. Based on that math, in order to generate \$25.1M in wagers we would need to place approximately 53 terminals. There is 5-terminal limit per location which means we would have to have at least 11 locations located within the City of St. Charles to generate enough to wager the activity to see \$100K in revenue. Breaking it down to an establishment basis, placing five terminals would

equate \$9,500 in tax revenue for the City which equates to \$190K in wagering losses annually per site with 5 terminals.

Slide 27: Impact to Local Business: If we presume \$475K average annual wagering activity per terminal, a local would expect to receive \$13,250 per gaming terminal placed. If a local business place the maximum number of five terminals it would expect \$66,265 per year.

Reference Slide 28: Distribution of Wagers Placed for the above calculation.

I have gone through a lot of calculations and scenarios and will pause for a moment to see if any of you have any questions before I go on.

Chrmn. Stellato: The goal tonight is we would like to come up with some type of decision; so whichever way we go tonight, let's try to focus on a goal to either get staff to provide more information, table this issue, or vote it up or down, or direct staff to put something together. I have two questions. 1) This is not the first time you've done an analysis on video gaming? How long ago did we do the other analysis under the previous mayoral administration?

Chris: 2009 or 2010. The law goes back that far. There was quite some delay in actually activating it. The law was passed in 2009 and became active and started gaming in 2012. There was a delay while the Gaming Board established its policies/procedures and got everything up and running.

Chrmn. Stellato: Okay and we didn't go any further than that because at the time, and what I'm getting to is our budget; I want to take a 30,000-foot view and phrase this comment. At the time our budget in St. Charles did not have this \$2M loss that the state is projecting with the \$1.6M plus the loss in motor fuel tax. Hence that's why today we are actually discussing this issue a little further. Last time it came up for the record, I was not in favor of it. This time around I'm still learning what I need to learn about this issue. 2) There was a comment made that once you give out a license, you cannot take it back. Is anyone able to shed light on what that means?

Chris: I believe Administrator Koenen is going to touch on that. Let me finish up my slides and we can go there.

Chrmn. Stellato: Let's pause on that and see if anyone else has questions about the numbers before we go there.

Ald. Bessner: What happens in years 1 and 2? I understand you talked about some lag time in setting up machines – is that what that number is all based on?

Chris: As we talked about the procedures, there is going to be at least a 6-month time frame, which is what the current investigative process that the Gaming Board goes through. I would picture that there will be a few institutions that will want to do this if it is eventually enacted and I foresee the applications would go down state and work out the things they need to work out in terms of placement of machines, etc. That might actually take 6 months to a year for an establishment to get to where its generating some revenue. I would anticipate like any new

activity for a business a kind of ramp-up period as people become aware that certain establishments may have it. Like any business it will build up over time. It's not that we get zero dollars in years 1 and 2; I think it will take 3 to 5 years to normalize.

Ald. Bessner: So if we have hypothetically 92 machines on day 1 ready to go, those numbers would be spread out over five years?

Chris: What you would see over that 5-year period is a build up to \$75K in revenue if you had 92 terminals. \$175K is the estimated annual income but I don't think it's going to be \$175K in day 1. I haven't done an analysis but it might \$30K in the first year, \$75K second year, etc.

Ald. Bessner: The reason for my asking is that there was some talk about the life of a machine and it might be 10 years. So the actual payout of 92% might not be correct. So I'm trying to figure out, if the average is there, is it either over 10 years or right away in the early part. We're not going to see much because there is no percentage that is 92% - might be 95, 96, 97%. I'm still a little lost and trying to figure out how all these numbers come together.

Chris: I can tell you the 92% payout ratio – that's based on the 34 months' worth of experience that the state reported on its website. They're over 20,000 terminals that are accounted for in there; I would think it would be pretty close to a 92% payout. It will also vary on the number of dollars that are actually wagered. If wagering is higher at terminals in the City of St. Charles as compared to that \$475K average state-wide, that would result in higher activity, higher revenues; but if its lower – it will work the other way. It's just like the sales tax. You need somebody there playing the machine to generate the dollars, just like you need somebody actually buying something within the City to get sales tax.

Ald. Gaugel: Can you clarify the terminal operator and the host site? Are they ever the same entity?

Chris: I don't believe they can be by law. There's a prohibition there, correct Chief, that a terminal operator cannot be a host establishment?

Chief Keegan: Correct, the terminal host site would be the establishment and the operator would be the amusement company.

Ald. Silkaitis: Are there ways to license the machines to operate in St. Charles?

Chris: My understanding there are licenses that can be applied but it is not a regulatory type of a function, but more of a tracking type of a function. The state handles the regulation and regulatory aspects of that.

Ald. Silkaitis: If someone wanted to put two machines in, could we charge them like \$500?

Chris: There is a statute on the maximum fee for non-Home Rule communities, but we would be able to charge a fee.

Ald. Payleitner: Correct me if I'm wrong but the state is currently not paying to municipalities what they are owed?

Chris: The state is withholding gaming video tax revenue pending the approval of their new budget; the same way they are holding motor fuel tax.

Ald. Payleitner: And you're basing your figures on 53 terminals?

Chris: Yes, the question that was raised last time was how much activity would be needed to occur for the City to get \$100K?

Ald. Payleitner: I'm looking for the slide that had all the communities in our area that allowed video gaming and was broken down into counties. Aside from Aurora and Elgin, I don't recall anyone even being close to 53. We would be #3 then in terms of quantity of VGTs after Aurora and Elgin. Maybe Hoffman Estates might be around there. 53 is a lot.

Chris: Addison has 62, skip Aurora, Bartlett has 39 – I have 32 communities listed here.

Ald. Payleitner: I recall the list but that would put us third or fourth of the 18 or so communities listed.

Ald. Lemke: For the host site we said \$13K per year per terminal?

Chris: Approximately.

Ald. Bancroft: Just a couple of math questions. At one point you said there was 20,000 terminals this was based on?

Chris: Correct, there was about 20,000 terminals as of June 2015. The number varies each and every month.

Ald. Bancroft: Any clue how many lottery dispensaries?

Chris: I do not know that.

Ald. Bancroft: You also put up two numbers; \$10B was wagered in VGTs from July to June; lottery sales \$2.8B and I assume the lottery doesn't have a similar sort of payout number that they show out?

Chris: I was not able to find anything in that regard.

Ald. Bancroft: When you net out the \$10B, it's about 8%. The lottery sales is about three times the cost less whatever the winnings are?

Chris: If you had the 92% payout ratio, it would be about \$1B in losses based on video gaming.

Ald. Payleitner: Do we see any of that lottery money? Whatever their losses are it doesn't matter because it doesn't come to us.

Chris: Not directly and it doesn't come to us.

Ald. Bancroft: It does matter.

Ald. Payleitner: For you, but I'm saying my point is we are benefitting from people's losses.

Ald. Lewis: When we look at the number of terminals, that includes truck stops also; so some communities might look like they have larger amount of terminals or more establishments, but it also is in truck stops which St. Charles does not have any that would qualify.

Chris: We currently have no locations that would qualify as a truck stop. As far as the mix in other towns, I don't know.

Ald. Lewis: I did some research and you can tell who has more terminals and payouts like these café companies that are coming in which is a different whole discussion; but it's not just a few local bars downtown, it's other places as well.

Chris: Getting back to the slides.

Slide 29: Comparison to other Revenues: Every year I do my budget presentation and you hear me talk about the seven line items within the General Fund and the fact that usually accounts somewhere between 90 and 95% of the revenue. Showed a breakout table of the seven tax revenues sources for the City of St. Charles and the comparison of what they represent as compared to the video gaming projections.

Slide 30: Showed more of the same comparison with smaller line items of the General Fund. I think we'll be somewhere between 53 and 106 video gaming terminals within the City which would slot in somewhere a quarter to half percent of revenue to the General Fund.

Mark: Thank you for being patient with numbers. It was a lot of information that we thought was important to get out in front of you. One of the questions asked us last time was if the City of St. Charles chooses to accept the State of Illinois Gaming program, and we get down the road five years from now, and for whatever reason we decide to undo that approval process – can we?

Slide 31: State statutes provide the City with the authority to prohibit Video Gaming. There is nothing in the statute that the City's authority to do so is in any way affected but it's allowing it. In other words if the City repeals the prohibition on video gaming it still can prohibit it at a later date. There may be practical problems with winding it down but no legal impediment at least at the present time.

Another question was can we eliminate video gaming and Ald. Lewis touched on something relating to video parlors. **Reference Slide 32:** There are means to limit control of video gaming

such as, minimum floor area of business and I understand that's significant because of these hospitality organizations known as a café – they like to be in that 1,200 to 1,500 sq. ft.; operation for a minimum of one year with a liquor license before a video license is issued – that would be a new business would have a bigger commitment to the City, if that were to happen; and the third requirement is to have an on-site kitchen. These are tools that can help to better manage video gaming. I'm sure there are others.

Questions and Comments: One thing that came up last time was what will the State of Illinois do down the road as it relates to payouts to local agencies with regard to video gaming? There is no sure answer on what the state may choose to do, but I did take the time and contacted Senator McConnaughay's office and asked her the question if there is any conversation going on today that would relate to video gaming and are there rules proposed that would perhaps suggest a variance from what the local agency is receiving for income from video gaming as we know it today? She said presently there is no conversation on that front. She was quick to assure me that could change.

Chrmn. Stellato: Again staff has put a lot of work into this and it's up to us to put closure to this, or get staff to move forward.

Ald. Payleitner: When you asked the other communities what they're doing, was that specific to Elgin, Bloomingdale and Bartlett, much larger communities I might add, is their limit via the liquor license or is it directly that they have ordinances in place controlling video gaming per se?

Mark: This relates to requirements that they have in place that would impact video gaming and some of it is through the liquor licensing code, some of it is written under video gaming. They all have a different style. It depends on the personality of the ordinance.

Ald. Payleitner: This is kind of back door. Even though Senator McConnaughay was right that there were no conversations going on as far as reworking the funding, but there are several house bills on regulations. The ink isn't dry on this yet so I'm not sure how far we want to swan dive into it. One of those is about the municipalities power and the municipalities control – HB0259 and that's been put back since April. So we could control video gambling via the liquor licenses – we can't really via video gambling itself.

Mark: These examples are based on the law that is written today that these communities have used. This is status quo.

Ald. Payleitner: Yes, via the liquor license.

Mark: Correct.

Ald. Silkaitis: Very good presentation. I learned a lot from the slides and guest speaker. I liked both perspectives of the speaker and the finances. There were very valid points. At our last meeting Ald. Turner mentioned that people need to take responsibility for their actions. I completely agree with that; we can't control everything, but do we want to lead them down the

road any more than we already have with however many bars we have here in St. Charles – how far do we want to go? That’s my concern. I understand the City’s financial problems, understand the state’s financial problems, but I don’t know for the amount of money we would be getting that I’m convince this is the path I want to take right now. I don’t think it’s worth it. If I had to vote, I would vote no on it right now.

Ald. Payleitner: I would like to address something the Mayor said when he held up his phone and said you can do it on your phone. I can get porn on my phone; it doesn’t mean I want it on my Main Street. Because you can get something on your phone doesn’t make it okay. Secondly my strongest position remains on this no matter what we hear, what numbers are thrown out at us, what addiction, etc. I think still, and I haven’t seen anything to change my mind on this, I think it’s unconscionable for our city to financially benefit from gambling losses from our citizens and visitors. Let’s get another car dealer. Let’s do something to have a positive way so that we are not fearing for people to lose money to puff up our coffers. My second point is and I’ve addressed it before, I trust the State of Illinois about as far as I can throw it. The Mayor has spoken to us that we can’t have dependence on the State of Illinois. We have to think outside the box and get away from Illinois. Who’s cutting our check? The State of Illinois is cutting our check on this. We are trusting the State of Illinois to not trust the State of Illinois. We can’t have our cake and eat it too. No matter what our percentage returned to the municipalities it’s still based on the amount played and amount lost. The density for us to have those kinds of number of 92 terminals – it blows my mind. I know there are no towns around us that have those amounts of terminals to get that kind of money - \$100K. More towns our size are looking more at \$20K or \$19K or \$16K.

I thank Dr. Patten for bringing up the social costs and there’s an economic cost and that \$2M is not being spent in other places. That isn’t money that’s found, that’s disposable income that isn’t being spent on cars, haircuts, etc. I think there’s an economic lost. Also it was addressed by Dr. Patten that there is so much unknown in this and right now the fact that the patent is up in 2016 on the machines – right now we feel safe because it’s cash only but in two years that won’t be the case and that gets more and more dangerous. Addressing Bill’s “nanny” statement last time and Ron said we can’t control everybody, but at the same time we don’t have to roll out the red carpet. There are a lot of legal businesses out there for 18 and over for well thinking, clear thinking, adults to participate in, it doesn’t mean I want them on my Main Street. I don’t want adult book stores, pawn shops, strip clubs, XXX movie theaters, but they are all legal and they are all 18 and above that people can decide. Also nobody mentioned the Veterans’ organizations – they don’t want anything to do with this – I asked. St. Charles Veterans organizations want nothing to do with this and I promised I would put that on the record. The integrity of our local government is at stake here for me in how we make our money and this is not a good way to make our money.

Ald. Lemke: From what I can tell the dollar amounts per machine are actually less than what is lost at a riverboat casino like the one in Elgin. Unfortunately the social cost is here and at other locations – I’ve seen it. I don’t anticipate that we are going to be licensing these many machines, but I would say seeing the last slide that whatever controls we can have in place, and if the state begins to throttle us, then I think it’s fair for us to say at some point, no more or to advertise or

further extend those that we have. We have that control and other cities do as well. Certainly the types of things we talk about are for businesses, and for businesses that are not just a slice as in South Elgin; it's for businesses that are expected to have food and beverages. So with controls like that and others we might pick up in model ordinances I would be willing to push it forward.

Ald. Turner: I would like to see an ordinance written so we could have something to look and our citizens and businesses deserve a straight up or down vote. I don't think it really has anything to do with the money spent or we're going to get, or what the State of Illinois does, to me anyways. I've spent a lot of time going to garage sales in my ward and people don't care about this – seriously. People said it's their money, let them spend it the way they want. I'm getting that a lot and there was some real angst out there about our government and control. Every time they turn around and this is an age group between 25 to 50 years; one person said my whole life is taxes and rules, taxes and regulations, taxes and restrictions; now here you go on the local level that you can't spend your money the way they want to. You're talking about the integrity of the City? I don't want a city that tells people they can't spend money on a legal activity. I think we're going way too far down the road on that. We got to trust our people to make their own decisions. We're making decisions for people. We're telling them we don't trust you to make the right decision, to make the right decision with your money. We don't trust you to practice choice in a responsible manner. In other words – freedom is too much for you people to handle – we're going to handle it for you.

Ald. Payleitner: That's not what I said Bill.

Ald. Bancroft: Dr. Patten's numbers when you first feel them, when their first communicated, you think it's with a negative spin on video gaming; and really to Bill's points if 3% is the addictive number, we're telling 97% they can't do something for recreational reason; so I think there are fairness issues there. Why shouldn't these people be allowed to do something in their own home town that the state has sanction and is legal? I personally don't think we have to root for losses but I understand where Ald. Payleitner gets that. I get that argument. As I understand it I think we're being asked for tonight is to have staff draft an ordinance and I would be in favor to see what an ordinance would look like and I would vote yes for that. A couple of things I would suggest that it have are: 1) if this is an attempt at a trial period, we better have a fixed date because people who out there conducting their businesses are going to enter into agreements and need to understand that the ordinance has been passed but it's only been passed for 2, 3, 4 years. We need to put the people in a position to manage their businesses; so put some date on there for the next go around for a decision. Then I would look at it as a trial period. If it doesn't work or generate any money then no harm, no fowl, no one is doing it. If it does work and generating significant money, that's something we need to look at and that's for the better of the community. Second, I would not be in favor of any of the limiting factors: square footage, etc. and the only reason is that you have to give this a chance from a revenue standpoint to succeed, in my opinion. The more things you put around it to stop it from going forward, the more it's not going to have a result that's positive. Third, the only focus for me, Bill focused more on the personal choice aspect; I focus more on just the funds. If we have an extra \$100K in the coffers, I can spend that on George's and make some interesting complement to the Arcada Theatre or something. I think this community is so much better off and that's money that is just found. I

would really be interested in the four things the Mayor said in his announcement. What use of the funds are we going to make? I would like to understand where that is going. I don't know if we build that into the ordinance? I don't know if we want to restrict it that way. The use of the funds is the only benefit that comes out of this decision, so I'd be very interested in how there going to be used.

Ald. Krieger: First I would agree with Ald. Payleitner. I don't think we need to risk citizens to have the ability to go out and spend money that they probably won't have to spend on something they don't need to do so that we can make a few dollars. I think that is just wrong. I think there are other ways if the City is that desperate, and I don't think we are. The state is not paying anybody. I think there are some other areas we could cut back on before we would consider this. I would vote no.

Ald. Gaugel: Mark you stated if this were to be voted in, it's up to us that we can then vote it out, but you said there would be some practical concerns in doing that. What are those in your viewpoint?

Mark: That's a good question and I'm not certain that I know all the practical conditions, but I'd have to assume that there would be some contract issues between a host site (downtown business location) with a vendor who provides them the machines. There is some sort of life to a contract, there's some issues about if the machines are taken out who pays for that and how that plays out in the conversation. I don't know what that looks like and I have not had a specific conversation with either the host company who provides the equipment or an establishment who maybe has had some practical experience in this matter.

Ald. Bancroft: That is what I meant by having some fixed date so these people could manage their contract process.

Ald. Gaugel: There are both sides that have made very valid points and I agree with a lot on both sides of this debate. I talked with many people in my ward and I was the one bringing that conversation up and, for the most part, there wasn't a strong opinion as Ald. Turner had echoed. I didn't get a real strong sense either way that this is something that the people in my neighborhood are not polarizing as a strong yes or strong no. I mentioned the last time and I still believe this, if this is going to be a 3 to 5-year rollout to get up to that point of the full revenue projection: 50 some terminals, \$100K in revenue; I'm comfortable with that number. I went on the state's site and pulled up 50 different municipalities from the Chicagoland area to downstate to get a good cross section and most of our comparable municipalities were right in that ballpark from 30 terminals to 60/70. I saw some as high as 90. Most of the revenue ranged somewhere in the \$100K to \$200K a year range – closer to the \$120K. So where I'm going with this is if that 3 to 5-year time frame is what we're ramping up toward, and if I were a betting man, I bet the State of Illinois is going to change things all along that way and by the time that we were to get to that full projection, I bet our estimate of what we think we would be getting at that time would be less due to the State of Illinois seeing the revenue stream and going for it. We talk about not wanting to be dependent on the State of Illinois and this is one more thing where I think we would be, and as of right now I would have a difficult time supporting it.

Ald. Bessner: Mark, you stated that the gaming license would tie into a liquor license possibly after a year. What happens if a business loses its liquor license for violations? What happens to that gaming license?

Mark: If they lose their liquor license, in particular lose their state license, they are no longer eligible to play video games. That's one of the three criteria for holding a video gaming license in the State of Illinois. They cannot remain open for video gaming. They could sell sandwiches.

Ald. Bessner: I'm looking at this on a completely black and white basis. The social aspects are important and in my own way I'll get to that and everyone here is divvy on that as well. For that matter we could have this kind of discussion every time we had a liquor license to put some credence in what we're comparing it to. What's important to me, and Ald. Bancroft touched on it as well, is the revenue that will come to the City of St. Charles. It's easy to say we're going to get \$100K; staff has done a great job on trying to show how this money will come back to us in revenue, but if it's less than that, the balance has to be how important that money will be versus maybe a stigma that's attached or a stigma of extra jurisdiction or pieces we have to put in place to control video gaming. That's the balance I have in that right now. The revenue is important. We do have to create other revenue streams but on the other end of that it has to overtake any kind of backlash we might get from this. I'm still at this point, in favor of moving further with either a discussion or send it back to staff for an ordinance to be presented back to us and, at that point in time, we'll have our chance to say yes or no.

Ald. Lewis: When you talked about not being able to undo when you put this in place, I would like something clarified because Will County, I read in the Tribune, has decided to put a ban on any further expansion of video gambling and that includes the unincorporated Will County. They can't take them away once they are already established, but they can prevent new ones. If we had them and when the next year comes around we could say this really isn't working and the ones we have will have to stay, but we won't allow any more.

Mark: I'm not familiar with the Will County experience but we could follow up on that.

Ald. Lewis: I went to the American Gaming Association website and we would like to think that everyone is doing this – that's it all around us, but I found a statistic on their website that there are currently 44 states that have some form of legalized gaming devices and that would be American casinos – 24 states; American Indian casinos – 28 states; racetrack casinos – 14 states; and non-casino licenses which are bars, restaurants or other establishments – 7 states and those states are Illinois, Louisiana, Montana, South Dakota, Nevada, Oregon, and West Virginia. I think we are a real minority and people want to tell us there is a majority of states that have this type of gaming in their communities. Most of our country does not and I thought that a rather startling statistic. I have several different aspects as to why I will not support this for social issues. I don't have confidence in the State of Illinois to administer this program correctly and according to the head of the gaming board he says they are completely understaffed at this point in time. They have 200 employees that are overseeing the issuing of licenses and a lot of them are falling through the cracks. Their workload is so intense that they can't process correctly. There are so many things that need to be straightened out that I think it's too soon to rush into

this and I don't think I want staff using their time to put any more time into this when there are so many more positive things that are beginning to happen in St. Charles with new development. At this point in time I will say no.

Chrmn. Stellato: I would support moving this forward to have staff draft an ordinance because we need to vote on something and I'm not sure exactly what that something is. I would like to have some type of ordinance in front of us that we could either soften or harden depending on how the terms of the ordinance looks. I also believe that we, in our history, have always been fairly creative and I mentioned this before; we're the first one to have an industrial park like we do, first one to have the car dealers and we still have most of them and the hotels. We've done this because we live on the cutting edge. I will also bring up one other point. I've been on this Council for 20 years and I've never been faced in my history with the deficits that the state is projecting for us. The game has changed. Every source of revenue needs to be looked at so that everybody who is either against it or for this has to understand that we have to look at everything a little differently in today's world. We have to survive. We have to get out there and find other sources of revenue; if this is not the right one then so be it. I'd like to take a look at what that would be. Now in this voting process tonight I do not vote. I only vote in case of a tie, but I would suggest we put some type of motion out there and let's see what happens.

Motion by Ald. Turner, second by Bancroft to direct staff to draft an ordinance to allow legalize video gaming in the City of St. Charles subject to Council comment.

Chrmn. Stellato: If there is no other discussion on this I will call the roll.

Ald. Turner: My comment on it would be that it only be allowed in fraternal organizations, bars and restaurants that have liquor licenses in good standing with the City of St. Charles Liquor Commission and would also say there be a time limit that five years from now we revisit the ordinance for re-authorization.

Chrmn. Stellato: Second conur?

Ald. Bancroft: Second concur.

Chrmn. Stellato: Does everyone understand the motion?

Ald. Payleitner: Do we have the ability to do that – the understanding of writing the ordinance? I don't think we do. It's either a yes or a no is my understanding. We can't tweak it.

Mark: That a new concept for us to consider this evening. If that's a condition of the approval ordinance, we'll explore it and bring that information back. That covers the operational issue that a couple of you have brought up tonight.

Ald. Turner: I definitely want it explored because as it's been said if it isn't working out, we can let it lapse. If we want to keep it going as is – that's fine. If you want to expand it to stand-

alone parlors, of which I'm not in favor of at all at this point, we could do it then, but in five years we put it up for review for re-authorization.

Chrmn. Stellato: So if it is possible to be in the ordinance and if not, it won't be in the ordinance and you can vote it up or down based on that?

Ald. Lemke: Yes and I've seen three things on the last slide that say the others are doing it, so it ought to be through the liquor license and we're doing this to help our businesses. Not to say automatically that someone comes here and buys/rents a slice of property and wants one of these. They should have to do what our existing businesses are doing for a period of time.

Ald. Turner: Exactly.

Chrmn. Stellato: I'll repeat the motion.

Motion is to direct staff to draft an ordinance that Council can look at to vote up or down based on the video terminals would only be allowed in fraternal organizations, restaurant and bars that are in good standing with the Liquor Commission and with a 5-year re-authorization required.

Roll Call: Ayes: Lemke, Turner, Bancroft, Krieger, Gaugel, Bessner; Nays: Lewis, Silkaitis, Payleitner. Chrmn. Stellato did not vote as chair. **Motion carried.**

Chrmn. Stellato: What that means is we are going to be looking at an ordinance and voting on that. All we agreed to do is to look at the ordinance. This will be on the September 8, 2015 Government Operations Committee agenda (Tuesday after Labor Day).

7. Executive Session

- Personnel
- Pending Litigation
- Probable or Imminent Litigation
- Property Acquisition
- Collective Bargaining
- Review of Minutes of Executive Sessions

8. Additional Items from Mayor, Council, Staff or Citizens.

9. Adjournment

Motion by Ald. Turner, second by Bancroft to adjourn meeting at 9:15 p.m.

Voice Vote: Ayes: Unanimous; Nays: None. Chrmn. Stellato did not vote as Chairman. **Motion carried.**

:tn

**MINUTES
CITY OF ST. CHARLES, IL
GOVERNMENT SERVICES COMMITTEE MEETING
MONDAY, AUGUST 24, 2015, 7:00 P.M.**

Members Present: Chairman Turner, Aldr. Stellato, Aldr. Silkaitis, Aldr. Payleitner, Aldr. Lemke, Aldr. Bancroft, Aldr. Krieger, Aldr. Gaugel, Aldr. Bessner, Aldr. Lewis

Members Absent: None

Others Present: Mark Koenen, City Administrator; Peter Suhr, Director of Public Works; Chris Adesso, Asst. Director of Public Works -Operations; Karen Young, Asst. Director of Public Works -Engineering; John Lamb, Environmental Services Manager; A.J. Reineking, Public Works Manager; Tom Bruhl, Electric Services Manager; Jim Keegan, Police Chief; Joe Schelstreet, Fire Chief

1. Meeting called to order at 7:00 p.m.

2. Roll Call

K. Dobbs:

Stellato: Present
Silkatis: Present
Payleitner: Present
Lemke: Present
Turner: Present
Bancroft: Present
Krieger: Present
Gaugel: Present
Bessner: Present
Lewis: Present

3.a. Electric Reliability Report – Information only.

4.a. Recommendation to award the Bid for Fall 2015 and Spring 2016 Tree Planting to St. Aubin Nursery.

AJ Reineking presented. Staff opened bids for the fall 2015 and spring 2016 Tree Planting Programs.

We worked with our arborist, Graf Tree Care, to develop a detailed bid specification. The number of trees called out in the bid will provide the City with options in various settings.

St. Aubin Nursery of Kirkland, IL was the lowest responsive and responsible bidder. Their bid includes the purchase and installation of the tree as well as mulching, initial watering and a two year warranty.

Staff recommends awarding the bid for the fall 2015 and spring 2016 Tree Planting Program to St. Aubin Nursery in the submitted unit priced bid amount not to exceed \$150,000.

Aldr. Silkaitis: Who was our vendor last time?

Mr. Reineking: Pedersen.

Aldr. Silkaitis: Do you know why there is there such a big discrepancy in pricing?

Mr. Reineking: It could be because St. Aubin grows a lot of their own product, and Pedersen has to outsource them.

Aldr. Gaugel: There were seven companies you solicited, along with posting it and you only got three responses. Did you get a reason as to why the other four didn't respond?

Mr. Reineking: We are doing a planting and restoration bid this time, so that cut our prospective bidders down, because previously it was set up for them to do one or the other. We wanted to keep it together so that with the two year warranty we would have only one company to go to.

Chairman Turner: We are not just replacing Ash trees anymore; we are replacing other trees that have just aged?

Mr. Reineking: Yes, other trees that are failing are included in this as well.

No further discussion.

Motioned by Aldr. Krieger, seconded by Aldr. Silkaitis. Approved by voice vote.

Motion carried

4.b. Recommendation to Reject Bids for Cable Storage Shed.

Tom Bruhl presented. The City hired an architect and engineer to design a cable storage shed for inside the Inventory yard at the Public Works Facility. Since 2006, our cable has been sitting out in the weather and we have had theft problems. We went out for bid and received six responses; unfortunately all of them were over our budget. At this point we are recommending rejecting those bids and we will work with Kluber to do Value Engineering to try to bring the cost of the building down to budget.

Staff recommends rejecting the bids for the cable storage shed.

Aldr. Silkaitis: How much was our budget?

Mr. Bruhl: \$120,000.

Aldr. Gaugel: Do you feel you can make enough changes to bring it down to that?

Mr. Bruhl: We are going to try to get as close as we can, but Kluber is thinking we can get to the \$140,000 range.

Aldr. Gaugel: Did you get any feedback as to why there was such a discrepancy?

Mr. Bruhl: It could be because the concrete work had to be outsourced, or because of the premium materials that Kluber originally designed.

Aldr. Gaugel: Can you actively solicit more bidders?

Mr. Bruhl: We already hit everybody we knew and Kluber brought a lot of players to the table. Bidders had to pay to get the bid specs from Kluber, so there weren't many who got the bid specs but chose not to bid.

Chairman Turner: Please let the record reflect that Aldr. Stellato has joined us.

No further discussion.

Motioned by Aldr. Lemke, seconded by Aldr. Bancroft. Approved by voice vote.

Motion carried

4.c. Recommendation to approve and accept Easement at 2425 W. Main Street (Buona Beef).

Tom Bruhl presented. As part of the Buona Beef development, we put in our infrastructure but we need an easement to be able to own and maintain it.

Staff recommends approval of this easement.

No further discussion.

Motioned by Aldr. Bancroft, seconded by Aldr. Silkaitis. Approved by voice vote.

Motion carried

4.d. Recommendation to approve Change Order No. 2 for the Red Gate Water Tower Construction Project.

John Lamb presented. This is for Change Order No. 2 for the Red Gate Water Tower. This Change Order is for costs associated with the upgraded logo; these costs were not included in the original bid amount due to circumstances surrounding the selection of the logo and the timing of the EPA loan. The Change Order amount will be taken out of the contingency funds and will be included in the low interest loan.

Aldr. Payleitner: What logo was originally in the bid?

Mr. Lamb: Block lettering.

Aldr. Payleitner: Were we aware it was going to cost this much more?

Mr. Lamb: We figured there would be additional cost because of all the extra painting on the bottom, but we didn't know how much.

No further discussion.

Motioned by Aldr. Krieger, seconded by Aldr. Silkaitis. Approved by voice vote.

Motion carried

4.e. Recommendation to Waive the Formal Bid Procedure and approve the Purchase of a Sanitary Sewer Trailer Pump.

John Lamb presented. This is a recommendation to waive the formal procedure and approve the purchase of a sanitary sewer trailer. Staff currently owns five Godwin pumps and we have invested over the past six years of setting up a fleet of these pumps, fittings, etc. There is only one dealer in the Northern Illinois area; therefore, staff can only obtain one quote for pricing this equipment, which is the reason for asking for the bid waiver.

Chairman Turner: How often are these pumps used?

Mr. Lamb: They have been deployed a fair amount this past year with the heavy rainfall events. We know our trouble spots in town with the sanitary sewer backups, so that is when we starting using them to pump out the sanitary sewers and problem areas.

Aldr. Gaugel: Do you recall the last time we purchased one and what the cost was?

Mr. Lamb: The last pump was purchased two years ago. At that time we did have two quotes and there was an approximately \$2,000 difference back then.

Aldr. Gaugel: Were they in line with our current bid?

Mr. Lamb: They were about \$6,000 less than the current bid because there has been an EPA emissions requirement put on the new engines for air emissions, so that is 100% the reason for the increase.

No further discussion.

Motioned by Aldr. Krieger, seconded by Aldr. Stellato. Approved by voice vote.

Motion carried

4.f. Presentation to Provide Update on North 5th Avenue Watermain Project – Information Only.

John Lamb presented. At the beginning of this project there were a number of watermain breaks due to the construction of the project, therefore causing some delays. This pipe is being directional bored for a majority of the length and even though the contractor is experienced in this work and did his homework, they still ran into conflicts.

We have also had trouble with the pipe having more debris than normal in it, so it is taking more work to flush and clean the line out. We are requiring the contractor to televise the line so we can be assured the pipe is clean.

The schedule moving forward is a couple weeks of pressure testing, chlorination and meeting EPA requirements. There are approximately 40 service lines and adjacent lines on residential streets, and it will take approximately two weeks to get all those service lines done. Then we have week or so for the repaving of the road, so we are looking at five to six weeks out.

Aldr. Lemke: When you say conflicts, do you mean with utilities?

Mr. Lamb: Yes, and because the old main is so frail, even just the action of boring through that area caused a couple watermain breaks.

Aldr. Gaugel: There was a follow on project that we had approved on Tyler Road. How will this affect that project?

Mr. Lamb: That project has already started; it is all ductile pipe, there is no directional boring.

Aldr. Payleitner: So far, so good on that project?

Mr. Lamb: Yes.

Aldr. Silkaitis: Are we incurring any more costs with this or not?

Mr. Lamb: They are currently being addressed by staff and the engineer.

Aldr. Silkaitis: They should not be our responsibility.

Mr. Lamb: No, it's their responsibility. They have another subcontractor on site that is doing all that. During a normal project, the City does flush with our own water, but they are flushing with a flushing machine and televising it, so they are incurring the additional costs for that.

No further discussion.

4.g. Presentation to Provide Update on Woods of Fox Glen Creek Stabilization – Information Only.

Karen Young presented. We are proposing to bring this project directly to City Council for approval on September 8, so we wanted to give you information about the project now. This is a creek stabilization project in the Woods of Fox Glen Subdivision between Fox Glen Drive and St. Charles Country Club. This project is currently out for bid; we had a pre-bid meeting last week and we had 6-8 contractors and/or subcontractors attend. The project is proposed to be under construction this fall through December for the major construction work, with restoration and landscaping to take place in spring.

Our bid opening is scheduled for this Friday. If all goes well, we are hoping to be back at that City Council meeting at the beginning of September to get approval and get the contractor moving forward.

Chairman Turner: Didn't we already do work on this creek?

Mr. Suhr: Yes, approximately two years ago we did do some minimal work at the outfall of the culvert. We brought some stone in, did some grading work and cleared some trees. Also as an annual maintenance item, we are protecting the sidewalk that runs up along the area with fencing.

No further discussion.

5.a. 2015 Walk to End Alzheimer's – Information Only.

Chief Keegan presented. This is the first year for this walking event, sponsored by the Alzheimer's Association, and it is scheduled to take place on Saturday, September 26. The walk is going to start at Pottawatomie Park, proceed south to Mount St. Mary's and then back to Pottawatomie. There is an amplification permit for music and public speaking. This is a morning event and there are no costs to the City.

No further discussion.

5.b. Recommendation to approve Use of Amplification Equipment and a Resolution for the Closure of Routes 64 and 31 for the Holiday Homecoming Parade.

Chief Keegan presented. This is the annual parade that the City hosts in conjunction with the Downtown Partnership. The Resolution is for the use of amplification and the street closures for Routes 64 and 31 pursuant to IDOT approval.

The street closures will take place from 5:15 p.m. to 8:00 p.m. The date of the event is November 28, 2015. There is some City funding, and the costs are outlined in your Executive Summary.

No further discussion.

Motioned by Aldr. Stellato, seconded by Aldr. Bessner. Approved unanimously by voice vote. **Motion carried.**

5.c. Recommendation to approve Downtown St. Charles Partnership Request for Use of Amplification Equipment and to Close 1st Street to Host Lighting of Lights in the 1st Street Plaza.

Chief Keegan presented. This is a recommendation to approve the Downtown St. Charles Partnership request to use amplification equipment and the closure of 1st Street for the Lighting of the Lights on 1st Street Plaza. The temporary lot that is going to be open throughout the 1st Street Project will be closed in conjunction with the 1st Street Closures on the times mentioned, which is 4:00 p.m. to 7:00 p.m.

Aldr. Krieger: Traditionally there is a large crowd on the east side of 1st Street. Can we do anything different with the crowd if there is going to be construction fencing?

Chief Keegan: We are going to do our best to not only be good neighbors through the construction, but also to facilitate special events like this. There are going to be some issues to contend with, but have already started preliminary discussions with Public Works.

Aldr. Krieger: Can we make sure the hole is properly barricaded?

Chief Keegan: Yes.

No further discussion.

Motioned by Aldr. Krieger, seconded by Aldr. Bancroft. Approved unanimously by voice vote. **Motion carried.**

6. Additional Business.

None.

7. Move to go into Executive Session to discuss Land Acquisition.

Motion by Aldr. Stellato, seconded by Aldr. Lemke. Approved unanimously by voice vote. **Motion carried.**

K. Dobbs:

Bancroft: Yes

Krieger: Yes

Gaugel: Yes

Bessner: Yes

Lewis: Yes

Stellato: Yes

Silkaitis: Yes

Payleitner: Yes

Lemke: Yes

8. Adjournment from Executive Session.

Motion by Aldr. Stellato, seconded by Aldr. Krieger. No additional discussion. Approved unanimously by voice vote. **Motion carried.**

9. Adjournment from Government Services Committee Meeting.

Motion by Aldr. Bancroft, seconded by Aldr. Krieger. No additional discussion.
Approved unanimously by voice vote. **Motion carried.**

**MINUTES
CITY OF ST. CHARLES**

**JOINT MEETING OF
THE PLANNING & DEVELOPMENT COMMITTEE &
ST. CHARLES PLAN COMMISSION
MONDAY AUGUST 10, 2015 - 5:30 P.M.**

Planning & Development Committee

Members Present: Chairman Bancroft, Aldr: Stellato, Silkaitis, Payleitner, Lemke, Gaugel, Krieger, Bessner, Lewis

Members Absent: Aldr. Turner

Plan Commission

Members Present: Chairman Wallace, Spruth, Doyle, Holderfield, Kessler, Pretz, Purdy, Schuetz

Members Absent: Frio

Others Present: Mayor Rogina; Mark Koenen, City Administrator; Rita Tungare, Director of Community & Economic Development; Russell Colby, Planning Division Manager

1. Call to Order

The meeting was convened by Chairman Bancroft at 5:35 P.M.

2. Roll Call

Roll was called:

Planning & Development Committee

Members Present: Chairman Bancroft, Aldr: Stellato, Silkaitis, Payleitner, Bancroft, Guagel, Krieger (5:55pm), Bessner (5:36pm), Lewis

Members Absent: Aldr. Turner

Plan Commission

Members Present: Chairman Wallace, Members: Spruth (5:40pm), Doyle, Holderfield, Kessler, Pretz, Purdy (5:37pm), Schuetz

Members Absent: Frio

3. Introductions

Ms. Tungare welcomed everyone and stated that both the Plan Commission and Planning & Development Committee are really integral to the development process. She said there has not been a joint meeting of the 2 groups in 7-8 years and there was a strong interest expressed by

leadership on both groups to have this meeting. She said there are new members to both groups and tonight's meeting will be a relationship building exercise to get to know each other to work together to shape and define the community. She said the development review process has several aspects: technical issues, external forces, political reality of the community's expectations, state and local regulations and laws, IDOT, KDOT, Boundary Agreements with surrounding communities, etc., which makes for a very complex process that has to be worked on together as a team. She said she hopes that at the end of this exercise everyone will leave with the common understanding of each other's roles and responsibilities to the community.

Introductions were made by all members as to how long they had been on Committee/Commission and what interests them the most in their role.

4. Staff Presentation on Roles & Responsibilities in Development Review process.

Mr. Colby showed a PowerPoint presentation explaining the Development Review Process and the roles and responsibilities of Plan Commission and City Council.

Scope of Review Authority:

- City Council-“Corporate Authority”-Legislators-Policymakers-Public officials; answering to constituents.
- Plan commission-Public Hearing and Recommending Body-Land Use Policy Advisors.
- Staff-Administrator and Technical Advisors.

Development Review:

Policy:

- Long range vision-Comprehensive Plan.
- Decisions on infrastructure/capital improvements
- Decisions on land use changes.

Regulatory:

- City Code-Zoning & Subdivision.
- Administration in accordance with legal procedures.
- Review against established criteria.

Legal Framework:

- **Policy** decisions are “**legislative**”
 - Decision making by elected officials
 - Examples: Annexation, amending the Zoning Ordinance.

- **Regulatory** decisions are “**quasi-judicial**”
 - Based on findings or criteria supported by evidence.
 - Examples: Special Uses, Subdivisions.

Plan Commission:

- **Appointed citizens with special area of interest:**
 - Half with relevant education or job experience.
 - Half with demonstrated interest in community
- **Defined role exists in State Statute**
- **Serve two functions:**
 - **Policy** role in relation to the Comprehensive Plan as community members with specialized interest in development matters.
 - **Regulatory** role to serve as a non-political, fact-finding hearing body for development applications.

City Council:

- **Political body answerable to constituents**
 - Broad responsibilities-development is one aspect, but one of great impact.
- **Plan Commission meant to serve the City Council by providing:**
 - Sound recommendations on how to set/apply policy through the Comprehensive Plan
 - Unbiased, technical review and defensible recommendation where fact-finding is required by Ordinance.

Issues often faced:

- Residents don't understand the difference between the two bodies
- Regulatory matters can become political
 - City still must follow set ordinance criteria
- Policy and regulatory issues can be intermixed for large-scale projects (such as PUDs)
- In practice, many land use decisions are made during the development process.
- City Council must consider broader City goals.

- Goals may be unrelated to the development.

Takeaways:

- Plan Commission is meant to serve as **advisors** to the City Council.
- City Council and Plan Commission may reach different conclusions.
 - Each working within different framework
 - Best to acknowledge different perspectives as part of the process.
- Staff is here to assist and facilitate the process.

5. Discussion.

Aldr. Bancroft said his first 2 objectives were to have the presentation from staff to understand the framework and to allow for both groups to meet each other. He said he has attended 3-4 Plan Commission meetings, mostly related to things going on in his ward, but he never introduced himself and wasn't sure if he should get up and speak or not, so he really felt this was a good meeting to have. He said in thinking about the different roles played here, it comes down to communication, and City Council is very much the beneficiary of communication from the Plan Commission to the Committee because projects go to Plan Commission first, which holds public hearings where the Committee gets the benefit of attending those meetings to hear the questions as well as minutes from those meetings.

Aldr. Bancroft asked the Plan Commission how they hear what has gone on at Planning & Development meetings; he asked if they receive any reports. Plan Commission members said mostly the papers or the Weekly Development Report. Aldr. Bancroft said without burdening staff, maybe there is something that can help to get the information from Committee to Commission before they hear it through an article.

Aldr. Stellato said back in 1989 he was pulled aside by a Plan Commission member who told him to keep one thing in mind- "politics always overrules good planning" and it's so true. He said the 6 years he spent on Plan Commission he was frustrated because you think projects are a good idea and the land use makes sense and then you see the whole thing get reversed; but then once you get to the City Council side you then know why it was reversed. He said not only does the Council and Plan Commission get frustrated but also the people; they think things are done and wonder why are we back here talking about this. He said now half of those steps have been eliminated, some could not be due to the state statute; but at that same time we also now have "concept plans" where they get a quick read from Commission and Council and they then can decide if they would like to move forward and spend money, and he thinks that process seems to work well. He said if we were to draw this community today on a blank piece of paper, everyone would draw it differently; but if you took the perimeter roads of Kirk Rd. and Randall and say "planning 101" says all commercial development goes on the road, and as you get further away, "planning 101" suggests the density get less when the residential uses come into play; which makes perfect sense. He mentioned the AMLI project and how the Plan Commission thought it was not a good idea as a land use to put an apartment complex on a

corner where you have a great commercial development; it then went Council where he had to break the tie for the vote and the developer said “if you let me build AMLI, I’ll give you Jewel on the other corner”, so once again politics over rules good planning. He said years ago Council members decided not speak at Plan Commission to keep the politics out of it and he always felt that was best.

Aldr. Gaugel said Plan Commission finds the facts, and once he started getting email as an Alderman, you quickly realize that you are answering to the people, which is a different spin on things with politics versus planning. He mentioned the Medical Marijuana topic going before Plan Commission, and he thought they took logical arguments and turned it and it kind of fell on deaf ears; but he feels that’s a perfect example where Plan Commission did the due diligence and the Council then says “not a chance”. He thinks it’s good for both sides to understand that.

Aldr. Bessner said he was on Plan Commission for about 3 years, and he always described it as the “body that did all the grunt work” and he never felt any kind of pressure because the findings of fact guided them; but there were a few developments (Walmart and Harley Davidson) that went on for months and the Plan Commission were the ones deciding these big endeavors that nobody really wanted. He said he was brand new to the Plan Commission at that time and he remembers someone there courting people to turn it around because they were going south; so he truly believes to this day that the Plan Commission is more than an extra set of eyes and he appreciates them and being able to meet with them.

Aldr. Gaugel said when he was a Plan Commission member there were many meetings that went really late and he would then read the minutes where it goes to Council and there’s no discussion and it’s gone, so the Plan Commission really spends the time and does much of that vetting and dialogue.

Mr. Kessler said from his perspective and what he hears from other members is that the Plan Commission thinks this is a good idea because we are looking at a disembodied panel who appears to completely ignore what we have worked on, and in looking at each of the Council members and hearing what they have to say makes him realize you do consider it. He said he thinks there have been some procedural changes over the last few months with planning staff and what we have done to present to Council, because for a long time they felt it was not being presented in such a fashion that they were able to consider as much as they probably should. He said seeing everybody here and knowing that they do consider things is a huge change for the Plan Commission and in terms of speaking at meetings, when he came on Plan Commission 7 years ago, it was always kind of thought that they should stay at arms-length of the City Council and maybe that went too far.

Aldr. Lewis said if something were presented and opposed in a vote that is split, she would love to have that person who opposed come speak to Council because we get the recommendation and a synopsis but do not see the minutes until after it’s all done. Aldr. Payleitner agreed and said it is very valuable to hear the conversation rather than what was in the executive summary; and when there are pressing issues, she shows up at Plan Commission and she has learned the value

of that. Mr. Kessler said they are making more of an effort now to have a Commission member in the audience in case there are questions.

Aldr. Lewis asked how much of the Commission's personal opinion comes into the decisions. Mr. Pretz said it shouldn't come into it and he stays neutral and listens to the facts and tries to keep his emotions and personal agenda out of it, and unless he has a personal agenda, it's at that time that he has to say "I'm going to speak as a resident." Aldr. Lewis said there is some confusion because it's always a vote to "recommend approval" versus "we found the facts; and they are right". Mr. Doyle said the findings of fact gives them the framework for the different things that have to be considered; for instance if it's an application for special use for a drive-through, the Commission needs to find that there is sufficient infrastructure which includes surrounding traffic-lights and patterns. He said they may have difference of opinion as to whether or not the situation is sufficient or not; but they have to make a good faith effort to consider those questions to say, "I am basing my recommendation on what I feel is or is not a good faith assessment, not just because I like that store". Aldr. Lewis said when residents come up and argue against something, even though it meets the criteria, she thinks that's where the breakdown comes in and asked how we can get the community to understand. Chairman Wallace said years ago there was a lot more of "I don't like that company" so we don't want them to go in and there really wasn't any focus on findings of fact. He said one of those ways we have transitioned, largely due to Russ and Rita, is turning this into a body that is technical in nature. He said in the past people would get really upset because they didn't understand the process or what the Commission role was- they thought we were a junior City Council; but he thinks once people understand the role they are willing to accept it. He said he feels the Commission has done an excellent job of not looking at things from a popular or political perspective; we have very stringent standards. Mr. Pretz said they have made a point to state the role of the Commission to the audience as well as the method by which they would come to a conclusion/recommendation based on the findings of fact criteria, which really helps, and when the meeting ends there is no hostility.

Ms. Spruth said commercial applicants should be speaking to their neighbors to communicate what the plan is, and if there are a lot of objections then somebody is not talking; the objections should be resolved before it comes to the Plan Commission, concerns should be addressed. Chairman Bancroft said to the extent that at the Plan Commission level as objections come up, that encouragement of talking to neighbors and people involved goes such a long way, and really experienced developers already do that. Ms. Spruth said it fosters community and businesses are part of this community, so they should speak to their neighbors as well. Chairman Bancroft mentioned a recent situation where he met with an applicant and suggested she speak with her neighbors regarding concerns.

Mr. Doyle said with all of the analysis that is done by staff, traffic consultants and civil engineers, there is a sense that all that information and deliberation pales in comparison to citizens standing in front of you at Planning & Development saying, "Don't do this to us and stand by us". He asked if the Committee can recall a time where there was material in the packet with a Plan Commission recommendation that gave cause to say to the citizens, "We have a significant body of analysis here alongside with testimony". He said his concern is not being

there in front of you to say, “This is what we found”, and that all of that testimony and analysis will wither in the face of an impassioned citizen. Aldr. Lewis said she thinks it does when you have that impassioned person in front of you, even though everything is legal.

Mr. Doyle said it irks him when residents come forward and put forth concerns that are not at all germane to the application and it makes him wonder if he’d be more effective promoting good policy to be a citizen activist rather than a Plan Commission member. Chairman Bancroft used the Firethorne Apartments as an example and said absolutely not; what Plan Commission and the Fire Dept. did was everything he had in his quiver to try to move the neighbors in the right direction but what happened there was the time it was taking to get that settlement and get the neighbors to talk just took too long. He said if the city didn’t have this process, he doesn’t know what would have happened. Aldr. Lewis asked if there is any way to get some follow-up information when projects do not go forward like they are supposed to. Chairman Bancroft said he looks at it as a respect thing because a ton of time is spent on these items at meetings and we should know how it ends up. He said that’s what bothers him about Plan Commission because they spend so much time and effort on projects and getting the results from City Council through the paper the next day is not right and there has to be a way to give Commission that consideration. Ms. Tungare said that is something at a staff level that can be done to coordinate some type of communication back to the Plan Commission after a project has gone to Planning & Development and City Council; what the final resolution was. Chairman Wallace suggested using the Weekly Development Report and attaching it to the Plan Commission Agenda and adding it as an item. Chairman Bancroft said this is not meant to be another thing to dump on staff; it may just be that we need to be sensitized to it to just communicate between the two groups. Ms. Tungare said the Chairmen can talk to each other as long as there is not a majority of a quorum and staff can kind of play a role as a facilitator to communicate through us; and part of the reason to bring these 2 groups together is to communicate going forward and to feel comfortable reaching out to each other.

Aldr. Stellato suggest scheduling another meeting in about 3 months and allowing for more time. Ms. Tungare said with all the development projects on the horizon staff would appreciate that and it would be valuable to continue the line of communication.

- 6. Adjournment-Aldr. Lemke made a motion to adjourn at 6:50pm. Aldr. Gugel seconded the motion. No additional discussion. Approved unanimously by voice vote. Motion carried.**